

Spectrum

Lamp product catalogue 2009/2010



GE imagination at work

GE
Lighting

Spectrum

Lamp product catalogue 2009/2010



GE imagination at work

GE Lighting is constantly developing and improving its products. For this reason, all product descriptions in this catalogue are intended as a general guide, and we may change specifications from time to time in the interest of product development, without prior notification or public announcement. All descriptions in this publication present only general particulars of the goods to which they refer and shall not form part of any contract. Data in this guide has been obtained in controlled experimental conditions. However, GE Lighting cannot accept any liability arising from the reliance on such data to the extent permitted by law.

All lamp drawings are a guide, if further technical details are required please contact your nearest sales office.

General conditions of sale

GE Lighting products are supplied according to GE's General Conditions of Sale. If you require a copy of these conditions please contact your nearest GE Lighting sales office.

Prices

A price list is available from all GE Lighting sales offices.

www.gelighting.com/eu



and General Electric are both registered trademarks
of the General Electric Company

Contents

Introduction	04
LED Solutions	06
High Intensity Discharge Lamps	18
Linear Fluorescent Lamps	40
Compact Fluorescent Lamps Non-Integrated	60
Compact Fluorescent Lamps Integrated	72
Halogen Lamps	84
Incandescent Lamps	96
SHOWBIZ™ Lamps	112
Specialty Lamps	126
Cap Drawings	134
Fittings	136
Index	138
Glossary	158
Sales Offices	170



Introduction

This is GE... It begins with the best ideas in class and leads to quality products with proven demand, for which GE can offer long term services. We build client relationships with our customers to spark off ideas for new innovations.

imagination at work

GE has always been a company that stands for progress. For more than 130 years we have been able to tell stories about GE innovations. GE's new imagination at work approach is about GE people, their curiosity, relentless drive, hard work and willingness to take risks – combined with a foundation of limitless imagination – that makes anything possible. It's a legacy of progress that began with our founder, Thomas Edison, and one that will continue through the 21st century. At GE, what we imagine, we can make happen.

Our company began with the invention of the world's first affordable incandescent lamp. A century later, GE is still bringing light to your world. We are developing new lighting technologies such as ceramic metal halide and light-emitting diodes that operate with more efficiency, less cost and less environmental impact than ever before.

We provide solutions for commercial, industrial and residential use in more than 100 countries, bringing to market new technologies that help customers and consumers meet pressing environmental challenges, whilst delivering a comfortable lighting environment for both work and domestic settings.



WORLDWIDE PARTNER



As a Worldwide Partner of the Olympic Games, GE is the exclusive provider of a wide range of innovative products and services that are integral to the successful Games.

ecomaginationSM

The future can seem pretty intimidating: Our known reserves of oil and natural gas are expected to be depleted by 2045, the climate is changing, and more than a billion people lack clean water. At GE, we believe some of the world's most pressing challenges present an opportunity to do what we do best: **imagine and build innovative solutions that benefit our customers and society at large.**

As a global leader in energy, technology, manufacturing, and infrastructure, GE is uniquely suited to help solve environmental challenges, today and for generations to come. Our customers want a more prosperous, cleaner future. By harnessing our most abundant renewable resource - the imagination of our people - we can create that future with them. We are taking a new approach to solving some of our customers' toughest environmental problems. **We call it ecomagination.**

Our Heritage, Our Future

We believe that better technology is the answer to our customers' environmental challenges. And we are confident we can find tomorrow's solutions to those challenges just as we have since the days of our founder, Thomas Edison. Throughout our 130-year history, we have invented solutions to meet our customers' greatest needs. Over many years, we have developed one of the broadest ranges of environmentally advanced technologies. We will build on this legacy of success by researching and developing next-generation clean technologies. Our goal is to be a leader in bringing clean energy, air, and water and improved quality of life to all the world's citizens.




LED – a revolution in lighting.
Light Emitting Diodes (LEDs) were invented by GE scientists in the 1960s and are vastly different from traditional light sources.

At GE, we have an outstanding track record in designing and building award winning LED solutions. Our world-class engineers combine the best available components with innovative optical, electrical and thermal designs to create LED lamps and systems that are optimized for superior performance. We are superbly positioned to continue as an industry-leading innovator for years to come.

The benefits of using LEDs can include:

- Up to 90 percent energy-cost savings
- A long useful life of up to 50,000 hours
- Minimized maintenance and related costs
- Excellent low temperature performance
- No mercury or lead
- Extremely low UV (ultraviolet) and IR (infrared)

Combining GE's innovative LED lamps and systems with creative lighting design can lay the foundation for a new generation of cutting edge, energy efficient lighting schemes.



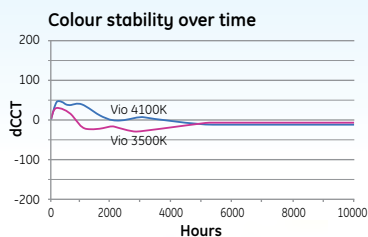
Advanced lighting technologies

Best Quality and Most Stable Light

Vio
High power white LED
The look that lasts



- Unique combination of Violet LEDs and multi-phosphors
- 50,000 hours of exceptionally high quality light
- Less than 75K colour shift over life
- 1.2, 3.6 and 7.2W versions offering up to 350 typical lumens



Innovative Designs

GE LED Display Case
Innovative optics combine
ambience with sparkle



- Innovative optics, putting light exactly where its needed
- Excellent thermal management combined with aesthetic designs
- Ease of use features
- Complete systems approach with controls and accessories

Outstanding Reliability

GE LED Cove
Up to 50,000 hours
of Cove lighting



- GE LED Products are tested in one of the worlds leading reliability laboratories
- Rigorous test protocols used at system and device level
- 10 years experience in LED systems in harsh outdoor applications
- Exceptionally low warranty return rates



Best in Class Award



Special Recognition


Next Generation Luminaires competition recognizing design excellence of LED luminaires.




Advanced lighting technologies – Retrofit upgrades

For Energy Saving


Halogen GU10



upgrade to



GE LED 4W GU10




GE LED 4W GU10


- Same candela & beam angle as 20W halogen – 80% energy saving
- Equivalent size to halogen GU10 lamps
- 7.5 times rated life, to 70% lumen maintenance
- Warm white 3100K
- Excellent colour rendering 80+

For Energy Saving


Incandescent R50



upgrade to



GE LED 4W R50




GE LED 4W R50


- Same candela and beam angle as 40W incandescent – 90% energy saving
- Equivalent size to incandescent R50 lamps
- 15 times rated life, to 70% lumen maintenance
- Warm white 3100K
- Excellent colour rendering 80+

For Energy Saving


Incandescent R63



upgrade to



GE LED 7W R63 WFL




GE LED 7W R63 WFL


- Similar candela to 60W R63 incandescent lamps (36° version)
- Similar beam angle to incandescent R63 lamps (36° version)
- Consumes almost 90% less energy than 60W incandescent R63
- Long life - 20,000 hours to 70% lumen output
- Same size as incandescent R63 lamps
- Uses industry standard E27 base
- Warm white 2700K and 3000K
- Excellent colour rendering 80+

For Energy Saving


Halogen PAR20



upgrade to



GE LED 7W R63 FL



GE LED 7W R63 FL

- 20% more candela than 50W halogen – 87% energy saving
- Similar output to 20W electronic halogen PAR20 – 67% energy saving
- 10 times rated life of standard halogen, and 4 times rated life of electronic halogen, to 70% lumen maintenance
- Warm white 3000K
- Excellent colour rendering 80+

Vio High Power White LED

The look that lasts™

"A major advance in colour stability"
Lighting Design Awards Judges Panel

The Vio LED story

By combining highly efficient 405 nm violet chips with proprietary phosphors, Vio LEDs enable tremendous flexibility in colour temperature and CRI. The result is a very stable, warm white colour, with minimal part-to-part colour variation. Plus, it is diffused, for a pleasing, more uniform light similar to a soft white incandescent lamp. Vio LEDs produce white light that meets the high standards of lighting designers.

Colour stability over life

Since the colour change is less than 75 Kelvin over 50,000 hours, Vio LEDs can be used with confidence in general illumination applications as a replacement for traditional light sources. Not only will Vio LEDs create the mood a lighting designer is looking for, it will maintain the mood over time.

High flux package in warm white colours

Our integrated chip technology produces high light output in a single package. This reduces design complexity for lighting manufacturers, while still providing a "quality of light" solution.



Application areas

- **General:** pendant, sconce
- **Commercial:** task, display
- **Landscape:** pathway, in-ground
- **Architectural:** wall wash, marker



GE LED Display Case Lighting System

Better light Better opportunities



The ultimate energy saving display case solution

To save energy without compromising appearance it is vital that more lux per watt is delivered inside the case versus other systems. With GE's LED Display Case System, every emitted ray of light is directed within a 90° field, ensuring all light is usable and contained inside the case.

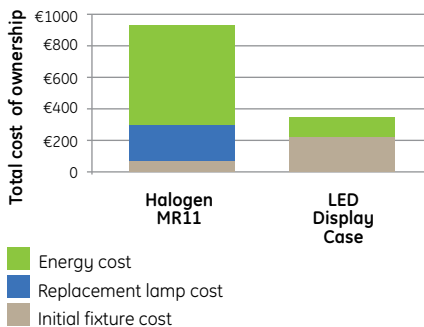
How LED can save money and help the environment

In this example, a single 25.9W LED Display Case unit is used instead of 6 halogen 20W MR11 lamps in a new jewellery display case. The benefits are clear:

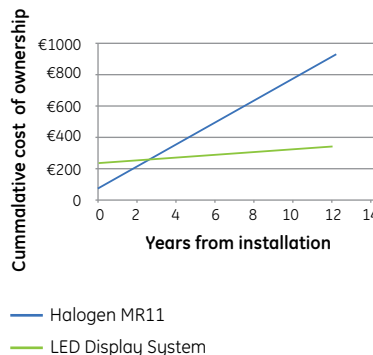
- 81% saving in energy consumption and CO₂ emissions
- 12 year life of the LED system eliminates lamp replacement costs
- 64% reduction in total cost of ownership over LED useful lifetime
- 2.4 year payback



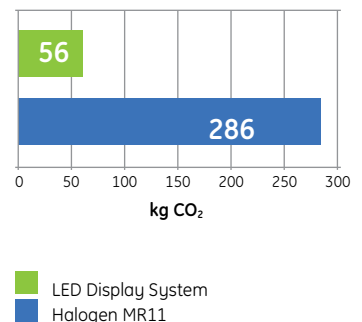
Cost of ownership over useful life of LED system



Payback



CO₂ emitted per case per year





Assumptions Energy cost of €0.10 per kWh, 0.536 kg CO₂ emitted per kWh (European average from Eco-Invent). 4000 operational hours per year. Halogen fixture cost of €10, lamp cost of €3. NOTE theoretical 'typical' example only. All applications will vary.

LED Cove Lighting System

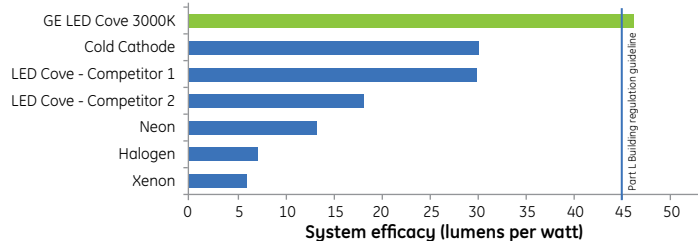
Energy efficient light that lasts

GE believes that environmental responsibility and beautiful interior design can exist simultaneously. That's why we have designed this new best in class LED Cove lighting system.

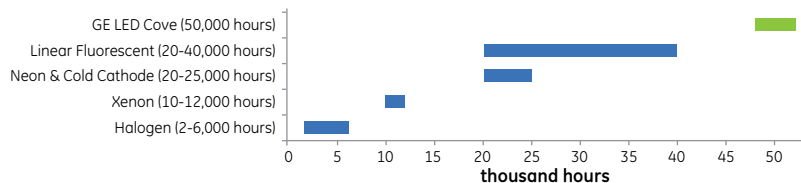
LED Cove delivers quality white light at outstanding efficiency – up to 49 lumens per watt – which is up to 50% greater than competitive LED systems at similar colour temperatures. Its integral electronics allow the system to be powered directly from line voltage, and mean that the system efficiency can meet today's demanding building regulation standards.



Efficiency comparison (warm white)



Useful lifetime comparison



LED Solutions

Vio



Vio 1 Chip

Wattage: 1.2W
Colour Temperature:
3000, 3500,
4100K
Life: 50,000Hrs
Page: 16



Vio 3 Chip

Wattage: 3.6W
Colour Temperature:
3000, 3500,
4100K
Life: 50,000Hrs
Page: 16



Vio 6 Chip

Wattage: 7.2W
Colour Temperature:
3000, 3500,
4100K
Life: 50,000Hrs
Page: 16

LED Display Case



Range of length: 564, 716, 869, 1021,
1173, 1326, 1478, 1783mm
Range of watts: 17.3, 21.6, 25.9, 30.2,
34.6, 38.9, 43.2, 51.8W
Colour Temperature: 3500, 4200K
Accessories and power
supply available
Page: 16-17

LED Cove



Length: 325mm
Wattage: 6.5W
Colour Temperature: 2700, 3000, 4100K
Accessories available
Page: 17

Selector

MR16 Mains Voltage



Décor

Cap: GU10
Wattages: 1W
Voltages: 220-240V
Beam Spread: 20°
Life: 12,000Hrs
Page: 15



High Output

Cap: GU10
Wattages: 4W
Voltages: 230, 240V
Beam Spread: 36°
Life: 15,000Hrs
Page: 15

PAR16 & R50 Mains Voltage



Décor PAR16

Cap: E14
Wattages: 1W
Voltages: 220-240V
Beam Spread: 20°
Life: 12,000Hrs
Page: 15



High Output R50

Cap: E14
Wattages: 4W
Voltages: 230, 240V
Beam Spread: 36°
Life: 15,000Hrs
Page: 15

MR16 Low Voltage



Décor

Cap: GU5.3
Wattages: 1W
Voltages: 12V
Beam Spread: 20°
Life: 12,000Hrs
Page: 15

R63 Mains Voltage



High Output

Cap: E27, B22
Wattages: 7W
Voltages: 220-240V
Beam Spread: 20, 36°
Life: 20,000Hrs
Page: 15

Product identification

The following glossary of terms will help you when selecting lamps in this section. Within each product line, lamps are divided into families – within these families, lamps are listed by wattage. The Product Description can be used as a quick reference to each product's attributes. Where Life or Average Life are stated we refer to the industry standard definition of how many hours of operation 50% of a given installation will exceed.

Watts:

Energy Used - Nominal Watts. To estimate energy consumption (kWh), multiply watts x hours of use and divide by 1000

Cap:

The type of cap fitted. See page 134-135 for cap drawings

Volts:

Lamp data is based on operation at rated voltage

Candela:

Luminous intensity of the lamp beam expressed in candelas

Additional parameters:

Forward Voltage (Vf) Typical (V): Typical voltage drop across the LED when driven at 350mA. Value will vary at different drive currents.

Track Angle: LED Cove is available with 3 mounting options, at 0, 15 and 30 degrees to the horizontal surface.

Life (L70, h): LED lamp and system life is expressed as L70 - the point in time when light output has fallen to 70% of its initial value

CCT (K): Colour Temperature - Kelvins
A measure of the visual "warmth" or "coolness" of the light from the lamp. The higher the value the whiter or "cooler" the light appears.

Length: Lamp length in mm

Wattage (W)

Volts (V)

Cap

Product description:
The lamp's identification code

Product Description

Product Code

Candela (cd)

Beam Angle (°)

CCT (K)

CRI (Ra)

Life (L70, h)

Diameter (mm)

Length (mm)

Pack Qty

LED High Output Range - R63

7	220-240	E27	LED7/R63/827/220-240V/FL/E27	76093	1200	20	2700	80+	20,000	63	101	8
7	220-240	E27	LED7/R63/827/220-240V/WFL/E27	76094	520	36	2700	80+	20,000	63	101	8
7	220-240	B22	LED7/R63/827/220-240V/FL/B22	76099	1200	20	2700	80+	20,000	63	101	8

LED 7 / R63 / 8 30 / 220-240V / FL / E27

(LED)
Identifies lamp as LED lamp

(7)
Identifies Lamp's wattage

(R63)
Identifies the lamp family

(8) Colour rendering
6 - Ra 58 to 67 (Group 2B)
7 - Ra 68 to 77 (Group 2A)
8 - Ra 78 to 87 (Group 1B)
9 - Ra 88 to 97 (Group 1A)

(30) Colour temperature
XX = First 2 digits of temperature in Kelvin - XX00K
Example: 30 is 3000K

(230V) Volts:
Lamp data is based on operation at rated voltage

(FL)
Identifies as Floodlight

(E27)
Identifies the cap type

Beam Angle:

The angle of the cone of light produced by a reflector lamp at 50% of its peak intensity

Diameter:

Bulb diameter in mm

Product code:

It is important to use this code when ordering to ensure that you receive the exact product you require

CRI (Ra):

Colour Rendering Index
An indication of the ability of the lamp to render object colours in a normal, natural way. The higher the number (0-100), the better the colour appearance.

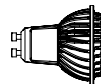
Pack quantity:

Number of product units packed in a case.

Wattage [W]	Volts [V]	Cap	Product Description	Product Code	Candela [cd]	Beam Angle [°]	CCT [K]	CRI [Ra]	Life [L70, h]	Diameter [mm]	Length [mm]	Pack Qty
-------------	-----------	-----	---------------------	--------------	--------------	----------------	---------	----------	---------------	---------------	-------------	----------

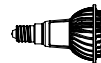
LED High Output Range - GU10

4	230	GU10	LED4/GU10/830/230V/WFL	75280	225	36	3100	80+	15,000	50	57	8
4	240	GU10	LED4/GU10/830/240V/WFL	75281	225	36	3100	80+	15,000	50	57	8



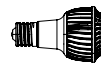
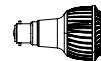
LED High Output Range - R50

4	230	E14	LED4/R50/830/230V/WFL/E14	75288	225	36	3100	80+	15,000	50	76	8
4	240	E14	LED4/R50/830/240V/WFL/E14	75289	225	36	3100	80+	15,000	50	76	8



LED High Output Range - R63

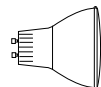
7	220-240	E27	LED7/R63/827/220-240V/FL/E27	76093	1200	20	2700	80+	20,000	63	101	8
7	220-240	E27	LED7/R63/827/220-240V/WFL/E27	76094	520	36	2700	80+	20,000	63	101	8
7	220-240	B22	LED7/R63/827/220-240V/FL/B22	76099	1200	20	2700	80+	20,000	63	101	8
7	220-240	B22	LED7/R63/827/220-240V/WFL/B22	76100	520	36	2700	80+	20,000	63	101	8
7	220-240	E27	LED7/R63/830/220-240V/FL/E27	75294	1200	20	3000	80+	20,000	63	101	8
7	220-240	E27	LED7/R63/830/220-240V/WFL/E27	75295	520	36	3000	80+	20,000	63	101	8
7	220-240	B22	LED7/R63/830/220-240V/FL/B22	75296	1200	20	3000	80+	20,000	63	101	8
7	220-240	B22	LED7/R63/830/220-240V/WFL/B22	75297	520	36	3000	80+	20,000	63	101	8



Colour	Wattage [W]	Volts [V]	Cap	Product Description	Product Code	Candela [cd]	Beam Angle [°]	CCT [K]	CRI [Ra]	Life [L70, h]	Diameter [mm]	Length [mm]	Pack Qty
--------	-------------	-----------	-----	---------------------	--------------	--------------	----------------	---------	----------	---------------	---------------	-------------	----------

LED Décor Range - GU10

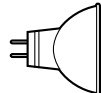
White	1	220-240	GU10	LED/GU10 1W 220-240V	96736	80	20	5000	70+	12,000	50	57	10
Red	1	220-240	GU10	LED GU10 1W 220-240V	96737	80	17	N/A	N/A	12,000	50	57	10
Blue	1	220-240	GU10	LED GU10 1W 220-240V	96738	40	17	N/A	N/A	12,000	50	57	10



Wattage [W]	Volts [V]	Cap	Product Description	Product Code	Candela [cd]	Beam Angle [°]	CCT [K]	CRI [Ra]	Life [L70, h]	Diameter [mm]	Length [mm]	Pack Qty
-------------	-----------	-----	---------------------	--------------	--------------	----------------	---------	----------	---------------	---------------	-------------	----------

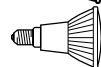
LED Décor Range - MR16

1	12	GU5.3	LED MR16 GU5.3 1W 12V	96739	80	20	5000	70+	12,000	50	50.5	10
---	----	-------	-----------------------	-------	----	----	------	-----	--------	----	------	----



LED Décor Range - PAR16

1	220-240	E14	LED PAR16 E14 1W 220-240V	96740	80	20	5000	70+	12,000	50	76	10
---	---------	-----	---------------------------	-------	----	----	------	-----	--------	----	----	----



LED Solutions



Wattage (W)	Forward Voltage (Vf) Typical (V)	Product Description	Product Code	Lumen (lm)	CCT (K)	CRI (Ra)	Life (L70, h)	Dimensions	Pack Qty
1.2	3.5	VIO/1.2W/730	73357	64	3000	70	50,000	25.40x25.40	10
1.2	3.5	VIO/1.2W/735	73355	67	3500	70	50,000	25.40x25.40	10
1.2	3.5	VIO/1.2W/741	73353	69	4100	70	50,000	25.40x25.40	10
1.2	3.5	VIO/1.2W/830	73351	55	3000	85	50,000	25.40x25.40	10
1.2	3.5	VIO/1.2W/835	73349	55	3500	85	50,000	25.40x25.40	10
1.2	3.5	VIO/1.2W/841	73347	57	4100	85	50,000	25.40x25.40	10
3.6	10.2	VIO/3.6W/730	73356	171	3000	70	50,000	25.40x25.40	10
3.6	10.2	VIO/3.6W/735	73354	188	3500	70	50,000	25.40x25.40	10
3.6	10.2	VIO/3.6W/741	73352	196	4100	70	50,000	25.40x25.40	10
3.6	10.2	VIO/3.6W/830	73350	142	3000	85	50,000	25.40x25.40	10
3.6	10.2	VIO/3.6W/835	73348	153	3500	85	50,000	25.40x25.40	10
3.6	10.2	VIO/3.6W/841	73346	160	4100	85	50,000	25.40x25.40	10
7.2	20.0	VIO/7.2W/730	74759	300	3000	70	50,000	25.40x25.40	10
7.2	20.0	VIO/7.2W/735	74760	350	3500	70	50,000	25.40x25.40	10
7.2	20.0	VIO/7.2W/741	74761	330	4100	70	50,000	25.40x25.40	10
7.2	20.0	VIO/7.2W/830	74762	250	3000	85	50,000	25.40x25.40	10
7.2	20.0	VIO/7.2W/835	74763	275	3500	85	50,000	25.40x25.40	10
7.2	20.0	VIO/7.2W/841	74764	285	4100	85	50,000	25.40x25.40	10

All data quoted at 350mA drive current, Tb = 25° C

Product Description	Product Code	Length (mm)	Pack Qty
OT VIO/CON	73738	610	10

VIO Molex connector harness

System Wattage* (W)	Illuminance (Ave, Lux)**	Product Description	Product Code	CCT (K) ***	Life (L70, h)	Length (mm)	Width (mm)	Depth (mm)	Pack Qty
17.3	1500	LB24/35K	74217	3500	50,000	564	33	25	1
21.6	1500	LB30/35K	74218	3500	50,000	716	33	25	1
25.9	1500	LB36/35K	74219	3500	50,000	869	33	25	1
30.2	1500	LB42/35K	74220	3500	50,000	1021	33	25	1
34.6	1500	LB48/35K	74221	3500	50,000	1173	33	25	1
38.9	1500	LB54/35K	74222	3500	50,000	1326	33	25	1
43.2	1500	LB60/35K	74223	3500	50,000	1478	33	25	1
51.8	1500	LB72/35K	74224	3500	50,000	1783	33	25	1
17.3	1500	LB24/42K	74225	4200	50,000	564	33	25	1
21.6	1500	LB30/42K	74226	4200	50,000	716	33	25	1
25.9	1500	LB36/42K	74227	4200	50,000	869	33	25	1
30.2	1500	LB42/42K	74228	4200	50,000	1021	33	25	1
34.6	1500	LB48/42K	74229	4200	50,000	1173	33	25	1
38.9	1500	LB54/42K	74230	4200	50,000	1326	33	25	1
43.2	1500	LB60/42K	74231	4200	50,000	1478	33	25	1
51.8	1500	LB72/42K	74232	4200	50,000	1783	33	25	1

Display Case Lighting System - LED lights



17.3	1500	LB24/35K	74217	3500	50,000	564	33	25	1
21.6	1500	LB30/35K	74218	3500	50,000	716	33	25	1
25.9	1500	LB36/35K	74219	3500	50,000	869	33	25	1
30.2	1500	LB42/35K	74220	3500	50,000	1021	33	25	1
34.6	1500	LB48/35K	74221	3500	50,000	1173	33	25	1
38.9	1500	LB54/35K	74222	3500	50,000	1326	33	25	1
43.2	1500	LB60/35K	74223	3500	50,000	1478	33	25	1
51.8	1500	LB72/35K	74224	3500	50,000	1783	33	25	1
17.3	1500	LB24/42K	74225	4200	50,000	564	33	25	1
21.6	1500	LB30/42K	74226	4200	50,000	716	33	25	1
25.9	1500	LB36/42K	74227	4200	50,000	869	33	25	1
30.2	1500	LB42/42K	74228	4200	50,000	1021	33	25	1
34.6	1500	LB48/42K	74229	4200	50,000	1173	33	25	1
38.9	1500	LB54/42K	74230	4200	50,000	1326	33	25	1
43.2	1500	LB60/42K	74231	4200	50,000	1478	33	25	1
51.8	1500	LB72/42K	74232	4200	50,000	1783	33	25	1

* Typical system power consumption including driver losses, when driven by recommended GE power supply - product code 74601

** Average lux on horizontal surface in 51x152 cm glass case with mirror back at 30 cm vertically from light source and with light source mounted 2.5 cm from front edge

*** Colour temperature (CCT) +/-5%



Product Description	Product Code	Item	Dimensions (Height x Width x Depth) (mm)	Pack Qty
Display Case Lighting System - Accessories				
LB-WIRE-END (BEAUTY COVER)	74241	Finishing Cover	25x33x3	20
LB-CLIP	74243	Mount Clip (Standalone)	34x34x16	20
LB-EXT-CLIP	74244	Mount Clip (Integrated)	44x33x51	20
LB-TUBE-MOUNT	74245	Drop Tube Mount	69x23x31	20



Power Supply Specification (Product Code 74601)	Min	Typical	Max
---	-----	---------	-----

Display Case Lighting System - Power Supply

Input Voltage (VAC)	90	220-240	264
Input Frequency (Hz)		50/60	
Input Current (A)			0.85
Output Voltage (VDC)	11.7		12.3
Output Current (ADC)			5
Output Power (W)			60
Ambient Operating Temperature (°C)	-40	25	60
Ambient Humidity	0%		95%
Ambient Storage Temperature (°C)	-40		85
Case Operating Temperature (°C)			90
Enclosure Specification	Damp location rated		
Remote Mounting Distance (m)			0.9



Wattage (W)	Volts (V)	Product Description	Product Code	Lumen (lm)	CCT (K)	CRI (Ra)	Life (L70, h)	Length (mm)	Pack Qty
-------------	-----------	---------------------	--------------	------------	---------	----------	---------------	-------------	----------

Cove Lighting System - Fixture

6.5	220-240	LC12/727/240V	73100	290	2700	70	50,000	325.0	10
6.5	220-240	LC12/730/240V	73101	300	3000	70	50,000	325.0	10
6.5	220-240	LC12/741/240V	73826	320	4100	77	50,000	325.0	10



Product Description	Product Code	Track Angle [°]	Length (mm)	Pack Qty
---------------------	--------------	-----------------	-------------	----------

Cove Lighting System - Mounting track

LC-MT48/0	73105	0	1219	25
LC-MT48/15	73106	15	1219	25
LC-MT48/30	73107	30	1219	25



Product Description	Product Code	Length (mm)	Pack Qty
---------------------	--------------	-------------	----------

Cove Lighting System - Jumper Cable (JC) & Leader Cable (LC)

LC-JC/1m/CE	73616	1000	1
LC-LC/12m/CE	73617	12000	1
LC-LC/3m/CE	73618	3000	1



High Intensity Discharge lamps – the most efficient light sources. Solutions for Quality of Light and Reliability

When considering lamp life, light efficiency and excellent colour rendering, GE's Ceramic Metal Halide range is the perfect solution in terms of energy saving without compromising quality of light. From retail, decorative or industrial applications to outdoor applications like floodlighting or city beautification the wide range of GE Ceramic Metal Halide products has been designed to provide the highest standard of quality lighting with the widest flexibility for all design needs. Ceramic Metal Halide lamps today represent the most advanced technology to deliver unbeatable product reliability and performance.

GE also provides a wide range of Lucalox™ High Pressure Sodium products for street lighting and industrial applications. GE's Lucalox™ range offers outstanding efficacy, extremely long life and reliability to meet increasing performance expectations and new regulations in these market segments. The Lucalox™ XO (Extra Output) and Lucalox™ XO Superlife lamps offer the highest energy efficient solutions with long lifetime.

Benefits of Ceramic Metal Halide (CMH)

- Highly controllable point source of light
- Wide range of wattages from 20W to 400W in elliptical, tubular, linear single and double ended and reflector shapes
- High efficacy - up to 105 lm/W
- Long life - up to 24,000 hours
- Bright light and excellent colour rendering
- Consistent colour over life
- Two colour temperatures: 3000K and 4200K
- UV control
- Direct replacement of High Pressure Sodium and Quartz Metal Halide lamps
- High reliability
- Universal burning position for most lamp types

Benefits of High Pressure Sodium (HPS)

- Energy efficiency up to 150lm/W
- Lumen output up to 130,000 lumens
- Lifetime up to 55,000 hours
- Wide product range from 50W to 1000W



Indoor Lighting

Quality of Light



ConstantColor™ CMH – Single Ended, Double Ended and Reflectors

ConstantColor™ Ceramic Metal Halide (CMH) lighting offers a high quality light source for a wide range of applications.

- High colour rendering
 - Allows merchandise to be seen in the best lighting conditions and reveals features, detail, colour, texture
- Stable colour through life
 - Merchandise looks more attractive for longer
 - Instills confidence in store's fashion or quality awareness
- High lumen output
 - High luminance levels to attract customers into stores
 - Creates lively visual environment
- Long life – to reduce maintenance cost

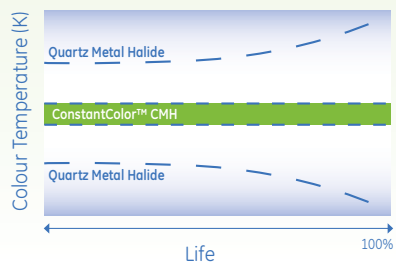
Energy Saving



ConstantColor™ CMH Miniature – Supermini & MR16

GE technology has always been at the forefront of CMH lighting with products that deliver the best possible energy efficiency as well as excellent performance:

- Outstanding efficiency: >80lm/W for 3000K
- 20W available in 830, 35W available in 930 and 942
- Robust design for reliability
- Compact size for fixture flexibility and better optical efficiency
- More stable colour through life
- Improved life performance
- Easy to fit
- Multiple beam spreads for MR16: 12°, 25°, 40°



The power of CMH From the leader in miniature CMH technology

GE's miniature CMH lamps have created new possibilities for lighting designers. Combining the power and light quality of far larger lamps from a tiny capsule, they have made it possible to achieve lighting designs that could previously only be achieved with less efficient tungsten halogen.



Key features

- Outstanding efficiency: four times better than halogen
- Compact capsule, or reflector version
- Outstanding long life - up to 12,000 hours
- Robust and reliable
- Colour uniformity lamp to lamp
- Stable colour throughout lamp life
- Small size enables better optical design
- Simple ballast and lamp holder change

Applications

- Display lighting
- Spot and track lighting
- Mini floodlighting
- Indoor/outdoor



Energy Efficient

If we compare CMH 20W with a 50W halogen lamp, there are four primary attributes to consider. These are: life, lumen, efficacy and heat. CMH 20W wins in every area!

CMH 20W vs 50W Halogen

	Life [h]	Lumens [lm]	Efficacy [lm/w]	Heat [W]
50w Capsule	4,000	900	18	33W
CMH 20w Supermini	12,000	1615	80.8	7W
	x3	x1.8	x4.6	20%

- 20% of beam heat
- 80% more light
- Three times the life
- 4.5 times better efficiency

End User Benefits

- Reduced air conditioning costs
- More design potential
- Reduced replacement costs
- Reduced energy costs

ConstantColor™ CMH Ultra

The next generation of CMH

Our next generation of CMH lamps are the ultimate light source for retail applications where quality of light, colour and efficacy are important. Now, anyone with critical colour needs can enjoy the outstanding energy efficiency and the savings that CMH lamps provide.

Key features

- GE has developed 70W 3000K CMH lamps in both G12 and G8.5 formats. These lamps match the 70W 4000K standard CMH lamps CRI performance.
- Lumen maintenance and colour rendering (CRI) are both significantly improved vs. standard CMH, while maintaining our industry leading 15,000 hours life.
- The 930 colour gives a true representation of all colours in the spectrum.
- These lamps will operate in any existing CMH70 G12 or G8.5 systems. In addition, they are compatible with both electronic and magnetic ballasts.

Applications

- Retail and accent lighting
- General retail display
- Wherever current generation CMH 70W G12 and CMH 70W G8.5 products are in use



Benefits

- Extended service life and lamp replacement cycles
- Creates a higher level product offering through improved lumen maintenance and colour rendering
- Improved lumen maintenance keeps stores brighter longer



High Intensity Discharge Lamps

Advanced lighting technologies

CMH Ultra 70W

Next Generation of CMH Lamps

- More usable light over life, 33% more lumen output at end of life vs. standard CMH lamps
- CMH Ultra G8.5 and G12 lamps offer excellent 930 colour



CMH Mini & G12

Performance Upgrade

- Extends 20W, 35W and 70W 3000K lamps' life up to 15,000 hours
- Improved reliability



CMH Supermini

Improved Versatility

- Allows miniaturisation of fixtures (only 52mm long)
- Available in 20W and NEW 35W versions
- 35W available in 930 & 942 colours



CMH Precise MR16

Improved Versatility

- World's smallest CMH reflector lamp. Beam angles: 12°, 25° & 40°
- Industry standard GX10 base
- 35W available in 930 & 942 colours



CMH PAR 20 & 30

Design upgrade

- New design without metal ring
- The 4200K colour temperature offers flexibility to lighting designers



CMH Open Rated

Performance Upgrade

- Protective shroud allows for use in open-fixtures
- 10-20% more efficient than standard metal halide
- Fits standard HPS and metal halide sockets



CMH 250W

Performance Upgrade

- A leading combination of quality and efficient light versus other HID lamps
- Lamp life – 24,000 hours
- Colour consistency and 80+ CRI



CMH 400W

Performance Upgrade

- Highest wattage CMH available
- Lamp life – 20,000 hours
- Colour consistency and 80+ CRI



CMH TD Range

Range Extension

- New 35W added to 70W and 150W range
- 35W allows energy saving in wall-wash fixtures



Dimmable CMH for street lighting

Energy Savers

- Lamp is dimmable to 70% without significant impact to lamp colour
- Greater than 65 CRI when 50% dimmed
- Available in 150W, 4000K



CMH Tubular & Elliptical 70-150W

Improved Versatility

- Quality of light
- Lamp life up to 15,000 hours
- Colour consistency and 80+ CRI



Outdoor Lighting

Prime Requirements

- High efficacy & long service life to minimize cost
- Create high uniform lighting on the road for safety reasons
- Better colour appearance & rendering for visual needs of pedestrians

Quality of Light



CMH - Street Lighting - bright, safe white light

It is generally observed that white light makes it easier for drivers to recognize shapes and colour, particularly in the peripheral vision. For pedestrians white light promotes a feeling of security and confidence, much more than under yellow or orange street lighting.

A comprehensive range of CMH lamps are available and provide excellent benefits:

- High efficacy & long life to minimize cost & reduce emission of CO₂ for better environment.
- Compact source, allowing flexible optical design to achieve high illumination uniformity on the road.
- Better colour appearance & rendering for visual needs of pedestrians
- Improved feeling of security
- Dimmable Mesopic CMH lamp - is able to achieve a brighter level of light output better matched to human eye sensitivity and at a reduced power

Solution for Reliability



Lucalox™ XO - solution for reliability in streetlighting

GE Lucalox™ XO High Pressure Sodium lamps offer outstanding luminous efficacy, lumen maintenance and long life, thus reducing energy and maintenance costs.

These lamps deliver a new level of reliability by a comprehensive redesign of the lamp construction:

- Revolutionary arc tube design (monolithic) – for simpler, more robust construction
- Precise arc tube sealing process
- New getter material improves vacuum protection
- New starting aid GRS (GE Reliable Starting Technology) improves lumen maintenance
- Direct replacement for standard Lucalox™
- Up to 150 lm/W - currently the most efficient lamp within the HID range
- Life up to 32,000 hours - the longest life lamp in the HID range in single arc tube design
- Dimmable on electromagnetic and GE approved electronic ballasts

GE Lucalox™ XO Extra Output

The ideal lamp for road lighting. Improved quality brings down life-cycle costs by reducing spot replacements. Extended lamp life means less lamps for disposal and further cost savings as stricter waste legislation becomes imposed.

Improved reliability. The simplicity of the design


Lucalox™ XO lamps are of very robust and reliable construction, designed to meet the most demanding requirements. There are fewer parts and only 5 critical welds.

Simplicity and robustness deliver higher reliability, even for exposed, vibration prone roadway situations.

In addition, they are compatible with both electronic* and magnetic ballasts.

*GE approved electronic ballast

- Lucalox™ XO lamps reach luminous efficacy up to 150 lumens/watt.
- Lucalox™ XO lamps, due to their high efficacy, are an outstanding economical solution to combat rising energy costs.
- Lucalox™ XO lamps combine excellent lumen maintenance with extended life.
- Lucalox™ XO lamps combine long life and excellent luminous efficacy to reduce their impact on the global environment.




Zirconium-Iron getter
Improves lumen maintenance

GE Reliable Starting Technology
Improves lumen maintenance

Higher transparency ceramic
More light output

Monolithic construction
More robust



Selector

CostantColor™ CMH (Ceramic Metal Halide) T, TC, TD



Single Ended Mini Ultra

Cap: G8.5
Wattages: 70W
Colours: 930K
Life: 15,000Hrs
Page: 29



Single Ended Minis

Cap: G8.5
Wattages: 20-70W
Colours: 830, 842K
Life: 12,000-15,000Hrs
Page: 29



Single Ended Supermini

Cap: G6.5
Wattages: 20-35W
Colours: 830, 930, 942K
Life: 10,000-12,000Hrs
Page: 29



Single Ended Ultra

Cap: G12
Wattages: 70W
Colours: 930K
Life: 15,000Hrs
Page: 29



Single Ended

Cap: G12
Wattages: 20-150W
Colours: 830, 842, 942K
Life: 12,000-15,000Hrs
Page: 29



Double Ended

Cap: RX7s or RX7s-24
Wattages: 35-150W
Colours: 830, 942K
Life: 10,000-15,000Hrs
Page: 29

CostantColor™ CMH (Ceramic Metal Halide) Reflectors



MR16

Cap: GX10
Wattages: 20-35W
Colours: 830, 930, 942K
Life: 10,000-12,000Hrs
Page: 30



PAR20

Cap: E27
Wattages: 20-35W
Colours: 830, 942K
Life: 10,000-12,000Hrs
Page: 30



PAR30

Cap: G23
Wattages: 20-70W
Colours: 830, 942K
Life: 10,000-13,000Hrs
Page: 30

CostantColor™ CMH (Ceramic Metal Halide) Elliptical and Tubular



Elliptical

Cap: E27, E40
Wattages: 70-400W
Colours: 830, 940K
Finish: Clear or Diffuse
Life: 15,000-24,000Hrs
Page: 30



Open Rated Elliptical

Cap: E27
Wattages: 70-150W
Colours: 940, 942K
Finish: Clear or Diffuse
Life: 15,000Hrs
Page: 30



Tubular

Cap: E27, E40
Wattages: 70-400W
Colours: 830, 842, 942K
Finish: Clear
Life: 10,000-24,000Hrs
Page: 31



Open Rated Tubular

Cap: E40
Wattages: 150W
Colours: 830, 942K
Finish: Clear
Life: 12,000Hrs
Page: 31

CMH Ballasts



CMH Ballasts

A range of ballasts
for 20 - 150W
CMH lamps
Page: 31

High Intensity Discharge Lamps

Arcstream Metal Halide

Operates on suitable metal halide/high pressure sodium ballast and metal halide ignitor



Single Ended

Cap: G12
Wattages: 70-150W
Colours: 3000-4200K
Cri: 72-75
Life: 6,000Hrs
Page: 32



Double Ended

Cap: G12
Wattages: 150-250W
Colours: 3000-5200K
Cri: 80-85
Life: 6,000Hrs
Page: 32



Double Ended Coloured

Cap: RX7s-24
Wattages: 150W
Colours: Green, Blue, Orange, Magenta
Life: 6,000Hrs
Page: 32

Multi-Vapour Metal Halide

Operates from CWA Control Gear



Elliptical

Cap: E40
Wattages: 250W
Colours: 4000-6000K
Cri: 65-90+
Finish: Clear or Diffuse
Life: 10,000 -14,000Hrs
Page: 32



Tubular

Cap: E40
Wattages: 250-400W
Colours: 4200-6000K
Cri: 70-90+
Finish: Clear
Life: 10,000Hrs
Page: 32



Standard - Elliptical

Cap: E40
Wattages: 250-1000W
Colours: 3700-4200K
Cri: 65-70
Finish: Clear or Diffuse
Life: 10,000 -20,000Hrs
Page: 33



High Output - Elliptical

Cap: E40
Wattages: 250-400W
Colours: 3000-4000K
Cri: 65-70
Finish: Clear or Diffuse
Life: 20,000Hrs
Page: 33

Kolorarc™ Metal Halide

Operates from suitable mercury or metal halide ballast rated 3.5A and metal halide ignitor



Elliptical

Cap: E40
Wattages: 400W
Colours: 4000-6000K
Cri: 65-90
Finish: Clear or Diffuse
Life: 10,000 -14,000Hrs
Page: 33



Tubular

Cap: E40
Wattages: 400W
Colours: 6000K
Cri: 90
Finish: Clear
Life: 10,000Hrs
Page: 33

Sportlight Metal Halide

For sports and floodlighting



Linear

Cap: RX7s - spec
Wattages: 1500-2000W
Colours: 5200 - 5400K
Cri: 65
Life: 6,000Hrs
Page: 33



Tubular Clear

Cap: E40
Wattages: 1000-2000W
Colours: 6000K
Cri: 93
Life: 5,000 -8,000Hrs
Page: 33



Internal Ignitor

Cap: E40
Wattages: 2000W
Colours: 6000K
Cri: 93
Life: 5,000Hrs
Page: 33

Selector

High Pressure Sodium



Lucalox™

Cap: E27, E40
Wattages: 50-1000W
Finish: Tubular Clear or Elliptical Diffuse
Life: 24,000 -28,500Hrs
Page: 34-35



Lucalox™ XO

Cap: E27, E40
Wattages: 50-600W
Feature: Extra high lumen output
Finish: Tubular Clear or Elliptical Diffuse
Life: 28,500 -32,000Hrs
Page: 34



Lucalox™ PSL

Cap: E40
Wattages: 400-750W
Feature: Designed for Greenhouse lighting
Finish: Tubular Clear
Life: 12,000Hrs
Page: 35

High Pressure Sodium - Others



Lucalox™ TD

Cap: RX7s-24
Wattages: 250-1000W
Life: 20,000Hrs
Page: 35



Lucalox™ E-Z Lux™

Cap: E27
Wattages: 110W
Feature: Direct replacement for mercury lamps
Life: 16,000Hrs
Page: 35



Lucalox™ Internal Ignitor

Cap: E27
Wattages: 50-70W
Feature: Internal ignitor
Finish: Elliptical Clear or Diffuse
Life: 12,000Hrs
Page: 35

Mercury Lamps



Lucalox™ XO Superlife

Cap: E27, E40
Wattages: 70-100W
Feature: Extra high lumen output and Twin Arc tubes for extra life
Finish: Tubular Clear or Elliptical Diffuse
Life: 40,000 -55,000Hrs
Page: 34



Lucalox™ Superlife

Cap: E27, E40
Wattages: 50-400W
Feature: Twin Arc tubes for extra life
Finish: Tubular Clear or Elliptical Diffuse
Life: 40,000 -55,000Hrs
Page: 34



Kolorlux Standard

Cap: E27, E40
Wattages: 80-400W
Life: 12,000-20,000Hrs
Page: 35



Mixed Light

Cap: E27, E40, B22
Wattages: 160-500W
Voltage: 230-240V or 240-250V
Life: 8,000Hrs
Page: 35

High Intensity Discharge Lamps

Product identification

The following glossary of terms will help you when selecting lamps in this section. Within each product line, lamps are divided into families - within these families, lamps are listed by wattage. The Product Description can be used as a quick reference to each product's attributes. Where Life or Average Life are stated we refer to the industry standard definition of how many hours of operation 50% of a given installation will exceed.

Watts:

Energy Used - Nominal Watts. To estimate energy consumption (kWh), multiply watts x hours of use and divide by 1000

Cap:

The type of cap fitted. See page 134-135 for cap drawings

Nominal Volts: Lamp data is based on operation at rated voltage

Product description: The lamp's identification code

Lumens: Initial Lumens - light output at 100 hours

Additional parameters:

CCT (K): Colour Temperature - Kelvins

A measure of the visual "warmth" or "coolness" of the light from the lamp. The higher the value the whiter or "cooler" the light appears.

CRI (Ra): Colour Rendering Index

An indication of the ability of the lamp to render object colours in a normal, natural way. The higher the number (0-100), the better the colour appearance.

Life (Horizontal):

Rated average life in horizontal burning position

Operating position:

U - Universal
HOR - Horizontal
BU - Base Up
VBU - Vertical Base Up

Diameter:

Bulb diameter in mm

Wattage (W)

Volts (V)

Cap

Product Description

Product Code

Lumen (lm)

Colour

Operating position

Life (Vertical) (h)

Life (Horizontal) (h)

Length (mm)

Diameter (mm)

Pack Qty

ConstantColor™ - CMH Ultra

70	95	G12	CMH70/T/UVC/U/930/G12 ULTRA	96752	6400	930	U	15,000	15,000	88	19	12
70	95	G8.5	CMH70/TC/UVC/U/930/G8.5 ULTRA	96751	6200	930	U	15,000	15,000	85	14.5	12

CMH 70 / T / UVC / U / 9 30 / G12 ULTRA

(70)
Identifies Lamp's wattage

(UVC) UV Control

(U) Operating Position

(G12): Identifies the cap type

(CMH) Product Family

CMH - ConstantColor™ CMH
ARC - Arcstream™
KRC - Kolorarc™
MPR/MVR - Multi-Vapor™
SPL - Sportlight™
LU - Lucalox™
H - Mercury
ML - Blended Light
BLS - Ballast

(T) Identifies the lamp format.

TD - Double Ended
E - Elliptical Clear
D - Elliptical Diffused
L - Linear
PARxx - PAR + size
T - Tubular Clear

(9) Colour rendering

6 - Ra 58 to 67 (Group 2B)
7 - Ra 68 to 77 (Group 2A)
8 - Ra 78 to 87 (Group 1B)
9 - Ra 88 to 97 (Group 1A)

(30) Colour temperature

XX = First 2 digits of temperature in Kelvin - XX00K
Example: 30 is 3000K

Colour:

Combination of colour rendering and colour temperature

Length:

Lamp length in mm

Product code:

It is important to use this code when ordering to ensure that you receive the exact product you require

Life (Vertical):

Rated average life in vertical burning position

Pack quantity:

Number of product units packed in a case.



ConstantColor™ CMH Lamps

Wattage [W]	Volts [V]	Cap	Product Description	Product Code	Lumen [lm]	Colour	Operating position	Life (Vertical) [h]	Life (Horizontal) [h]	Length [mm]	Diameter [mm]	Pack Qty
ConstantColor™ CMH Ultra												
70	95	G12	CMH70/T/UVC/U/930/G12 ULTRA	96752	6400	930	U	15,000	15,000	90	19	12
70	95	G8.5	CMH70/TC/UVC/U/930/G8.5 ULTRA	96751	6200	930	U	15,000	15,000	85	14.5	12



ConstantColor™ CMH Supermini												
20	95	GU6.5	CMH20/TC/UVC/830/GU6.5	40399	1615	830	U	12,000	12,000	52	13	12
35	95	GU6.5	CMH35/T/UVC/930/GU6.5	88656	3400	930	U	10,000*	10,000*	52	13	12
35	95	GU6.5	CMH35/T/UVC/942/GU6.5	88657	3400	942	U	12,000*	12,000*	52	13	12



*Initial life claim at launch. Testing continues to final design life.

ConstantColor™ CMH Single Ended 'MINI's												
20	90	G8.5	CMH20/TC/UVC/U/830/G8.5 PLUS	39858	1650	830	U	12,000	12,000	85	14.5	12
35	90	G8.5	CMH35/TC/UVC/U/830/G8.5 PLUS G8.5	43273	3400	830	U	15,000	15,000	85	14.5	12
35	90	G8.5	CMH35/TC/UVC/U/942/G8.5	26348	3200	942	U	12,000*	12,000*	85	14.5	12
70	90	G8.5	CMH70/TC/UVC/U/830/G8.5 PLUS G8.5	43274	6200	830	U	15,000	15,000	85	14.5	12
70	90	G8.5	CMH70/TC/UVC/U/942/G8.5	26349	6200	942	U	15,000	15,000	85	14.5	12



*Initial life claim at launch. Testing continues to final design life.

ConstantColor™ CMH Single Ended												
20	90	G12	CMH20/T/UVC/U/830/G12 PLUS	42708	1650	830	U	12,000	12,000	90	14.5	12
35	90	G12	CMH35/T/UVC/U/830/G12 PLUS	43272	3400	830	U	15,000	15,000	90	14.5	12
35	90	G12	CMH35/T/UVC/U/942/G12	92141	3200	942	U	12,000*	12,000*	90	14.5	12
70	90	G12	CMH70/T/UVC/U/830/G12	20005	6400	830	U	15,000	15,000	90	19	12
70	90	G12	CMH70/T/UVC/U/942/G12	20013	6000	942	U	15,000	15,000	90	19	12
150	93	G12	CMH150/T/UVC/U/830/G12	20012	14000	830	U	12,000	12,000	100	19	12
150	93	G12	CMH150/T/UVC/U/942/G12	20014	13000	942	U	12,000	12,000	100	19	12



ConstantColor™ CMH Double Ended												
35	90	RX7s	CMH35/TD/UVC/830/RX7s	43278	3400	830	HOR±45°	-	10,000*	118	21	12
70	90	RX7s	CMH70/TD/UVC/830/RX7s	36910	7000	830	HOR±45°	-	15,000	118	21	12
70	90	RX7s	CMH70/TD/UVC/942/RX7s	38698	6200	942	HOR±45°	-	15,000	118	21	12
150	96	RX7s-24	CMH150/TD/UVC/830/RX7s-24	36912	14500	830	HOR±45°	-	15,000	135	27	12
150	96	RX7s-24	CMH150/TD/UVC/942/RX7s-24	38692	12500	942	HOR±45°	-	15,000	135	27	12



*Initial life claim at launch. Testing continues to final design life.

High Intensity Discharge Lamps

Wattage (W)	Volts (V)	Cap	Product Description	Product Code	Candela (cd)	Beam Angle [°]	Colour	Operating position	Life (Vertical) (h)	Life (Horizontal) (h)	Length (mm)	Diameter (mm)	Pack Qty
ConstantColor™ CMH MR16 Precise													
20	95	GX10	CMH20/MR16/UVC/830/GX10/SP	40400	9000	12	830	U	12,000	12,000	54.5	51	12
20	95	GX10	CMH20/MR16/UVC/830/GX10/FL GX10	40401	2900	25	830	U	12,000	12,000	54.5	51	12
20	95	GX10	CMH20/MR16/UVC/830/GX10/WFL GX10	42691	1500	40	830	U	12,000	12,000	54.5	51	12
35	90	GX10	CMH35/MR16/UVC/930/GX10/SP GX10	88658	16000	12	930	U	10,000*	10,000*	54.5	51	12
35	90	GX10	CMH35/MR16/UVC/930/GX10/FL GX10	88659	5500	25	930	U	10,000*	10,000*	54.5	51	12
35	90	GX10	CMH35/MR16/UVC/930/GX10/WFL GX10	88660	3000	40	930	U	10,000*	10,000*	54.5	51	12
35	90	GX10	CMH35/MR16/UVC/942/GX10/SP GX10	88661	16000	12	942	U	12,000*	12,000*	54.5	51	12
35	90	GX10	CMH35/MR16/UVC/942/GX10/FL GX10	88662	5500	25	942	U	12,000*	12,000*	54.5	51	12
35	90	GX10	CMH35/MR16/UVC/942/GX10/WFL GX10	88663	3000	40	942	U	12,000*	12,000*	54.5	51	12

*Initial life claim at launch. Testing continues to final design life.

Wattage (W)	Volts (V)	Cap	Product Description	Product Code	Candela (cd)	Beam Angle [°]	Colour	Operating position	Life (Vertical) (h)	Life (Horizontal) (h)	Length (mm)	Diameter (mm)	Pack Qty
ConstantColor™ CMH PAR 20													
20	95	E27	CMH20PAR20/UVC/830/E27/SP10	26478	13000	10	830	U	12,000	12,000	92	63	15
20	95	E27	CMH20/PAR20/UVC/830/E27/FL25	26481	3750	25	830	U	12,000	12,000	92	63	15
35	90	E27	CMH35/PAR20/UVC/830/E27/SP10	21684	22000	10	830	U	10,000	10,000	92	73	15
35	90	E27	CMH35/PAR20/UVC/942/E27/SP10	44890	19450	10	942	U	10,000	10,000	92	67	15
35	90	E27	CMH35/PAR20/UVC/830/E27/FL25	21685	7500	25	830	U	10,000	10,000	92	73	15
35	90	E27	CMH35/PAR20/UVC/942/E27/FL25	44919	6950	25	942	U	10,000	10,000	92	67	15

Wattage (W)	Volts (V)	Cap	Product Description	Product Code	Candela (cd)	Beam Angle [°]	Colour	Operating position	Life (Vertical) (h)	Life (Horizontal) (h)	Length (mm)	Diameter (mm)	Pack Qty
ConstantColor™ CMH PAR 30													
20	95	E27	CMH20PAR30/UVC/830/E27/SP10	26497	19800	10	830	U	12,000	12,000	121	97	6
20	95	E27	CMH20PAR30/UVC/830/E27/FL25	26518	4900	25	830	U	12,000	12,000	121	97	6
35	90	E27	CMH35/PAR30/UVC/830/E27/SP10	21689	39600	10	830	U	10,000	10,000	121	108	6
35	90	E27	CMH35/PAR30/UVC/830/E27/FL 25	21690	11000	25	830	U	10,000	10,000	121	108	6
35	90	E27	CMH35/PAR30/UVC/942/E27/SP10	44939	36700	10	942	U	10,000	10,000	121	97	6
35	90	E27	CMH35/PAR30/UVC/942/E27/FL25	44942	10200	25	942	U	10,000	10,000	121	97	6
70	90	E27	CMH70/PAR30/UVC/830/E27/SP15	21683	42800	15	830	U	13,000	13,000	121	108	6
70	90	E27	CMH70/PAR30/UVC/830/E27/FL40	21682	10000	40	830	U	13,000	13,000	121	108	6

Wattage (W)	Volts (V)	Cap	Product Description	Product Code	Lumen (lm)	Colour	Operating position	Life (Vertical) (h)	Life (Horizontal) (h)	Length (mm)	Diameter (mm)	Pack Qty
ConstantColor™ CMH Elliptical Clear												
70	97	E27	CMH70/E/UVC/U/830/E27/C	46189	6300	830	U	15,000	15,000	138	54	6
100	102	E27	CMH100/E/UVC/U/830/E27/C	46191	9200	830	U	15,000	15,000	138	54	6
150	95	E27	CMH150/UVC/O/U/942/E27/C	43285	13200	942	U	15,000	15,000	138	55	12

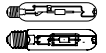
Wattage (W)	Volts (V)	Cap	Product Description	Product Code	Lumen (lm)	Colour	Operating position	Life (Vertical) (h)	Life (Horizontal) (h)	Length (mm)	Diameter (mm)	Pack Qty
ConstantColor™ CMH Elliptical Diffuse												
70	97	E27	CMH70/E/UVC/U/830/E27/D	46187	6000	830	U	15,000	15,000	138	54	6
70	97	E27	CMH70/UVC/O/U/940/E27/D	43282	5300	940	U	15,000	15,000	138	54	6
100	102	E27	CMH100/E/UVC/U/830/E27/D	46194	8700	830	U	15,000	10,000	138	54	6
150	95	E27	CMH150/UVC/O/U/940/E27/D	43286	12300	940	U	15,000	15,000	138	55	12
250	117	E40	CMH250/E/UVC/U/830/E40/D	10591	23500	830	U	24,000	24,000	251	90	12
400	120	E40	CMH400/E/UVC/U/830/E40	13087	40000	830/836**	U	20,000	20,000	280	120	6

** 830 in horizontal burning position, 836 in vertical burning position



Wattage [W]	Volts [V]	Cap	Product Description	Product Code	Lumen [lm]	Colour	Operating position	Life (Vertical) [h]	Life (Horizontal) [h]	Length [mm]	Diameter [mm]	Pack Qty
ConstantColor™ CMH Tubular Clear												
70	95	E27	CMH70/TT/UVC/830/E27	38752	6400	830	U	15,000	15,000	156	37	12
100	109	E40	CMH100/TT/UVC/830/E40	92478	9200	830	U	12,000	15,000	209	48	12
150	100	E40	CMH150/TT/UVC/830/E40	38749	14000	830	U	12,000	12,000	209	48	12
150	95	E40	CMH150/UVC/T/U/842/E40	21514	12500	842	U	15,000	15,000	209	48	12
150	100	E40	CMH150/UVC/O/T/U/830/E40	21516	12900	830	U	12,000	12,000	209	48	12
150	100	E40	CMH150/UVC/O/T/U/942/E40	21517	12500	942	U	12,000	12,000	209	48	12
250	110	E40	KRC250/CMH/830/TT/H/E40	20302	20000	830	HOR	-	24,000	251	48	12
250	117	E40	CMH250/TT/UVC/U/830/E40	10589	25000	830	U	24,000	24,000	251	48	12
400	120	E40	CMH400/TT/UVC/U/830/E40	13067	42000	830/836**	U	20,000	20,000	270	60	12

** 830 in horizontal burning position, 836 in vertical burning position



Wattage [W]	Volts [V]	Product Description	Product Code	Category	Weight [g]	Pack Qty
CMH Ballast						
20	120	BLS/E/20W/CMHSMP	44879	Integral - Miniature	110	12
20	220-240	BLS/E/20W/CMHSMP	42387	Integral - Miniature	110	12
20	220-240	BLS/E/20W/CMHSMP/R	96804	Remote - Miniature	120	12
20	220-240	BLS/E/20W/CMH	13032	Integral	190	12
20	220-240	BLS/E/20W/CMH/R	13034	Remote	230	12
35	220-240	BLS/E/35W/CMH/R	13036	Remote	230	12
35	220-240	BLS/E/35W/CMH	73359	Integral	352	10
70	220-240	BLS/E/70W/CMH/R	13047	Remote	310	12
70	220-240	BLS/E/70W/CMH	73358	Integral	352	10
150	220-240	BLS/E/150W/CMH	13050	Integral	430	12
150	220-240	BLS/E/150W/CMH/R	13053	Remote	445	12
150	220-240	BLS/E/150W/CMH	73735	Integral	683	10

High Intensity Discharge Lamps

Metal Halide Lamps



Wattage (W)	Volts (V)	Cap	Product Description	Product Code	Lumen (lm)	CCT (K)	CRI (Ra)	Operating position	Life (Vertical) (h)	Life (Horizontal) (h)	Length (mm)	Diameter (mm)	Pack Qty
70	95	G12	ARC70/T/U/730/G12	35794	5200	3000	75	U	6,000	6,000	90	21.5	10
70	95	G12	ARC70/T/U/842/G12	35795	5200	4200	72	U	6,000	6,000	90	21.5	10
150	95	G12	ARC150/G12/830	88654	12000	3000	80	U	6,000	6,000	76	21.5	10
150	95	G12	ARC150/G12/842	88655	11500	4200	80	U	6,000	6,000	76	21.5	10

Arcstream™ Single Ended



Wattage (W)	Volts (V)	Cap	Product Description	Product Code	Lumen (lm)	CCT (K)	CRI (Ra)	Operating position	Life (Horizontal) (h)	Length (mm)	Diameter (mm)	Pack Qty
70	95	RX7s	ARC70/UVC/TD/730/Rx7s	34530	5500	3000	75	HOR±45°	6,000	114	19	12
70	95	RX7s	ARC70/UVC/TD/742/Rx7s	34536	5500	4200	75	HOR±45°	6,000	114	22	12
150	95	RX7s-24	ARC150/UVC/TD/732/Rx7s-24	34527	12000	3200	75	HOR±45°	6,000	132	22	12
150	95	RX7s-24	ARC150/UVC/TD/742/Rx7s-24	34535	12000	4200	75	HOR±45°	6,000	132	25	12
150	110	RX7s-24	ARC150/TD/952/Rx7s-24	93772	11000	5200	90	HOR±45°	6,000	132	25	12
150	95	RX7s-24	ARC150/UVC/AQUA/TD/865/Rx7s-24	35284	11000	6500	85	HOR±45°	6,000	132	25	12
250	114	Fc2	ARC250/TD/832/Fc2	30099	20000	3200	75	HOR±45°	6,000	163	25	12
250	115	Fc2	ARC250/TD/842/Fc2	30101	20000	4200	75	HOR±45°	6,000	163	25	12

Arcstream™ Double Ended

Colour	Wattage (W)	Volts (V)	Cap	Product Description	Product Code	Operating position	Life (Horizontal) (h)	Length (mm)	Diameter (mm)	Pack Qty
Green	150	95	RX7s-24	ARC150/UVC/TD/GREEN/RX7s-24	12181	HOR±45°	6,000	132	25	12
Blue	150	95	RX7s-24	ARC150/UVC/TD/BLUE/RX7s-24	12182	HOR±45°	6,000	132	25	12
Orange	150	95	RX7s-24	ARC150/UVC/TD/ORANGE/RX7s-24	12183	HOR±45°	6,000	132	25	12
Magenta	150	95	RX7s-24	ARC150/UVC/TD/MAGENTA/RX7s-24	12184	HOR±45°	6,000	132	25	12

Arcstream™ Double Ended Coloured



Wattage (W)	Volts (V)	Cap	Product Description	Product Code	Lumen (lm)	CCT (K)	CRI (Ra)	Operating position	Life (Vertical) (h)	Life (Horizontal) (h)	Length (mm)	Diameter (mm)	Pack Qty
250	112	E40	ARC250/T/H/742/E40	42357	21000	4200	70	HOR±15°	-	10,000	220	48	12
250	100	E40	ARC250/T/VBU/960/E40	32665	19000	6000	90	BU±45°	10,000	-	220	47	12
250	100	E40	ARC250/T/H/960/E40	32664	19000	6000	90	HOR±45°	-	10,000	220	47	12
400	105	E40	ARC400/T/H/742/E40	42369	35000	4200	70	HOR±15°	-	10,000	260	47	12

Arcstream™ Tubular Clear



Wattage (W)	Volts (V)	Cap	Product Description	Product Code	Lumen (lm)	CCT (K)	CRI (Ra)	Operating position	Life (Vertical) (h)	Life (Horizontal) (h)	Length (mm)	Diameter (mm)	Pack Qty
250	100	E40	ARC250/D/H/740/E40	16870	19500	4000	70	HOR±15°	-	14,000	227	91	10
250	100	E40	ARC250/D/H/960/E40	30047	17000	6000	90	HOR±45°	-	10,000	227	90	12
250	100	E40	ARC250/D/VBU/960/E40	32666	17000	6000	90	BU±45°	10,000	-	227	90	12

Arcstream™ Elliptical Diffuse

Operating from suitable metal halide / high pressure sodium (HPS) ballast and metal halide ignitor. Arcstream™ lamps are only suitable for operation in fully enclosed fixtures where lens/diffuser material must be able to contain fragments of hot quartz or glass (up to 1100 °C)



Wattage (W)	Volts (V)	Cap	Product Description	Product Code	Lumen (lm)	CCT (K)	CRI (Ra)	Operating position	Life (Vertical) (h)	Life (Horizontal) (h)	Length (mm)	Diameter (mm)	Pack Qty
Multi-Vapor™ Elliptical Clear													
250	135	E40	MVR250/U/40	44542	20800	4200	65	U	10,000	10,000	216	89	12
400*	135	E40	MVR400/U/40	43907	36000	4000	65	U	20,000	20,000	295	118	6
1000*	V250 H245	E40	MVR1000/U/40	41828	105000	4000	65	U	12,000	12,000	385	178	6

*when used VBU or VBD ±15°

Multi-Vapor™ Elliptical Diffuse

250	133	E40	MVR250/C/U/40	44543	19800	3900	70	U	10,000	10,000	216	89	12
400*	135	E40	MVR400/C/U/40	43908	35000	3700	70	U	20,000	20,000	295	118	6

Multi-Vapor™ High Output Elliptical Clear

400	135	E40	MVR400/VBU/40	49860	40000	4000	65	VBU±15°	20,000	-	295	118	6
-----	-----	-----	---------------	-------	-------	------	----	---------	--------	---	-----	-----	---

Multi-Vapor™ High Output Elliptical Diffuse

400	135	E40	MVR400/C/VBU/40	49857	37600	3700	70	VBU±15°	20,000	-	295	118	6
400*	135	E40	MPR400/C/VBU/O/40	27738	37600	3000	70	VBU±15°	20,000	-	292	118	6

Operating from CWA control gear. Initial lumen values and Rated Average Life based on vertical orientation for Universal types. Multi-Vapor™ lamps must operated in fully enclosed fixtures except those marked

*when used VBU or VBD +/-15°

For lamps requiring enclosed fixtures, lens/diffuser material must be able to contain fragments of hot quartz or glass (up to 1100 °C). Lamps operated in the vertical position that are not designated "Enclosed Fixtures only" lamp may be used in an open or enclosed lighting fixture depending upon the application and operating environment. For example, if the lamp is located near combustible material or in an area which is unoccupied for extended periods, an enclosed fixture which can contain fragments of hot quartz or glass is recommended. For more information contact your fixture manufacturer.

Kolorarc™ Tubular Clear

400	130	E40	KRC400/T/H/960/E40	30052	25000	6000	90	HOR±45°	-	10,000	270	58	12
400	130	E40	KRC400/T/VBU/960/E40	30704	28000	6000	90	BU±45°	10,000	-	270	58	12

Kolorarc™ Elliptical Clear

400	135	E40	KRC400/E/VBU/645/E40	16871	30500*	4500	65	BU±30°	14,000	-	286	122	10
-----	-----	-----	----------------------	-------	--------	------	----	--------	--------	---	-----	-----	----

Kolorarc™ Elliptical Diffuse

400	135	E40	KRC400/D/VBU/740/E40	16872	32000*	4000	70	BU±30°	14,000	-	286	122	10
400	135	E40	KRC400/D/H/740/E40	16875	32000	4000	70	HOR±15°	-	14,000	286	120	10
400	130	E40	KRC400/D/VBU/960/E40	10837	26000	6000	90	BU±45°	10,000	-	282	121	6
400	130	E40	KRC400/D/H/960/E40	10834	24000	6000	90	HOR±45°	-	10,000	282	121	6

Operating from suitable mercury or metal halide ballast rated 3.5A and metal halide ignitor. Low loss ballast recommended for 400W 6000K (960) products - see lamp data sheet for details. * Enhanced lumen performance operating from special "High Output" ballast rated 3.8A - see lamp data sheet for details. Kolorarc™ lamps are only suitable for operation in fully enclosed fixtures where lens/diffuser material must be able to contain fragments of hot quartz or glass (up to 1100 °C)

Sportlight™ Linear

1500	270	Rx75M	SPL1500/L/H/652/Rx75M	16920	120000	5200	65	HOR±15°	-	6,000	256	22	1
2000	250	spec.	SPL2000/L/H/654	16922	200000	5200	65	HOR±15°	-	6,000	311	26	1

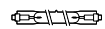
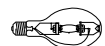
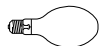
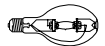
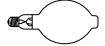
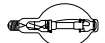
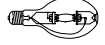
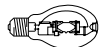
Sportlight™ Tubular Clear

1000	120±10	E40	SPL1000/T/H/960/E40 1/4	88882	80000	6000	93	HOR±60°	-	8,000	340	81	4
2000	250	E40	SPL2000/T/H/960/E40	30102	170000	6000	93	HOR±60°	-	5,000	430	101.5	4








Sportlight™ Internal Ignitor



2000	250	E40	SPL2000/I/T/H/640/E40	33148	190000	4000	65	HOR±75°	-	2,000	430	101	4
2000	250	E40	SPL2000/I/T/H/960/E40	30103	170000	6000	93	HOR±60°	-	5,000	430	101	4

Please refer to technical data sheet for appropriate ballast and ignitors. Sportlight™ lamps are only suitable in fully enclosed fixtures, where fixture lens/diffuser material must be able to contain fragments of hot quartz or glass (up to 1100° C)



High Pressure Sodium Lamps

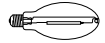
Wattage (W)	Volts (V)	Cap	Product Description	Product Code	Lumen (lm)	CCT (K)	CRI (Ra)	Operating position	Rated Life (h)	Length (mm)	Diameter (mm)	Pack Qty
Lucalox™ XO Tubular Clear 												
50	85	E27	LU50/85/XO/T/27	93373	4400	2100	25	U	28,500	156	38.5	25
70	90	E27	LU70/90/XO/T/27	93375	6600	2100	25	U	28,500	156	38.5	25
100	100	E40	LU100/100/XO/T/40	93376	10700	2100	25	U	32,000	211	48	12
150	100	E40	LU150/100/XO/T/40	93377	17500	2100	25	U	32,000	211	48	12
250	100	E40	LU250/XO/T/40	93378	33000	2100	25	U	32,000	260	48	12
400	100	E40	LU400/XO/T/40	93269	56500	2100	25	U	32,000	283	48	12
600	115	E40	LU600/XO/T/40	93270	90000	2100	25	U	32,000	283	48	12
Lucalox™ XO Elliptical Diffuse 												
50	85	E27	LU50/85/XO/D/27	45696	3600	2100	25	U	28,500	156	72	12
70	90	E27	LU70/90/XO/D/27	45697	6000	2100	25	U	28,500	156	72	12
100	100	E40	LU100/100/XO/D/40	93379	10000	2100	25	U	32,000	186	76	12
150	100	E40	LU150/100/XO/D/40	93380	16900	2100	25	U	32,000	227	91	12
250	100	E40	LU250/XO/D/40	93381	31200	2100	25	U	32,000	227	91	12
400	105	E40	LU400/XO/D/40	93296	54000	2100	25	U	32,000	282	122	6
Lucalox™ XO Superlife Tubular Clear 												
70	90	E27	LU 70/XO/SBY/T/E27	88258	6600	2000	25	U	40,000	156	71	25
100	100	E40	LU 100/XO/SBY/T/E40	88256	10700	2000	25	U	55,000	211	75	12
Lucalox™ XO Superlife Elliptical Diffuse 												
70	90	E27	LU 70/XO/SBY/D/E27	88257	6000	2000	25	U	40,000	156	71	12
100	100	E40	LU 100/XO/SBY/D/E40	88255	10000	2000	25	U	55,000	186	75	12
Lucalox™ Superlife Tubular Clear 												
50	85	E27	LU50/85/MO/SBY/T/E27	88558	3400	2000	25	U	40,000	156	38.5	25
70	90	E27	LU70/90/MO/SBY/T/E27	88268	6000	2000	25	U	40,000	156	38.5	25
100	100	E40	LU100/100/MO/SBY/T/40	17899	9600	2000	25	U	50,000	211	48	12
150	100	E40	LU150/100/SBY/T/40	35594	15000	2000	25	U	50,000	211	48	12
250	100	E40	LU250/SBY/T/40	35586	48000	2000	25	U	55,000	260	48	12
400	100	E40	LU400/SBY/T/40	35582	50000	2000	25	U	55,000	283	48	12
Lucalox™ Superlife Elliptical Diffuse 												
50	85	E27	LU50/85/MO/SBY/D/E27	88557	3300	2000	25	U	40,000	156	72	12
70	90	E27	LU70/90/MO/SBY/D/E27	88269	5800	2000	25	U	40,000	156	72	12
150	100	E40	LU150/100/SBY/D/40	35589	14500	2000	25	U	50,000	227	91	12
250	100	E40	LU250/SBY/D/40 w	35590	26000	2000	25	U	55,000	227	91	12
400	105	E40	LU400/SBY/D/40	35591	47500	2000	25	U	55,000	282	122	6
Lucalox™ Standard Tubular Clear 												
50	85	E27	LU50/85/MO/T/E27 1/25	88553	3400	2000	25	U	28,500	156	38.5	25
70	90	E27	LU 70/90/MO/T/E27 1/25	46221	6000	2000	25	U	28,500	156	38.5	25
100	100	E40	LU100/100/MO/T/40	93767	9600	2000	25	U	28,500	211	48	12
150	100	E40	LU150/100/40	44244	15000	2000	25	U	28,500	211	48	12
250	100	E40	LU250/T/40	22453	27500	2000	25	U	28,500	260	48	12
400	100	E40	LU400/T/40	11678	48000	2000	25	U	28,500	283	48	12
1000	110	E40	LU1000/110/T/40 4pk	45751	130000	2000	25	U	24,000	372	67	4

 External Ignitor,  Internal Ignitor

Wattage (W)	Volts (V)	Cap	Product Description	Product Code	Lumen (lm)	CCT (K)	CRI (Ra)	Operating position	Rated Life (h)	Length (mm)	Diameter (mm)	Pack Qty
Lucalox™ Standard Elliptical Diffuse												
50	85	E27	LU50/85/MO/D/E27 1/25	88554	3300	2000	25	U	28,500	156	72	12
70	90	E27	LU 70/90/MO/D/E27 1/12	46217	5800	2000	25	U	28,500	156	72	12
100	100	E40	LU100/100/MO/D/40	93766	9200	2000	25	U	28,500	186	76	12
150	100	E40	LU150/100/D/40	44245	14500	2000	25	U	28,500	227	91	12
250	100	E40	LU250/D/40	44052	26000	2000	25	U	28,500	227	91	12
400	100	E40	LU400/D/40	44057	47500	2000	25	U	28,500	282	122	6
1000	110	E40	LU1000/110/D/40	30228	120000	2000	25	U	24,000	372	162	1



Lucalox™ Internal Ignitor Elliptical Clear												
70	90	E27	LU 70/90/MO/I/E27 1/12	46209	6000	2000	25	U	12,000	156	72	12



Lucalox™ Internal Ignitor Elliptical Diffuse												
50	85	E27	LU50/85/MO/D/I/E27 1/12	88556	3300	2000	25	U	12,000	156	72	12
70	90	E27	LU70/90/MO/D/I/E27 1/12	46186	5800	2000	25	U	12,000	156	72	12



Lucalox™ TD Double Ended												
250	100	RX7s-24	LU250/TD	30241	23000	2000	25	HOR±20°	20,000	191	22.4	10
400	100	RX7s-24	LU400/TD	30244	43000	2000	25	HOR±20°	20,000	256	22.4	10
1000	250	RX7s-24	LU1000/TD	30246	137000	2000	25	HOR±20°	20,000	334	22.4	10



Lucalox™ E-Z Lux™ Elliptical Diffuse - Mercury retrofit												
110	110	E27	LUH110/D/27-SHx	39512	8800	2000	25	U	16,000	175	72	40



External Ignitor, Internal Ignitor

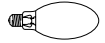
Lucalox™ PSL (PhotoSynthesis Light) Tubular Clear												
400	110	E40	LU400W/PSL/T/E40	17106	56500	2100	22	U	12,000*	283	48	12
400	110	E40	LU400W/PSL/T/E40/Bulk	44304	56500	2100	22	U	12,000*	283	48	63
600	115	E40	LU600W/PSL/T/E40	17108	90000	2100	22	U	12,000*	283	48	12
600	115	E40	LU600W/PSL/T/E40/Bulk	44305	90000	2100	22	U	12,000*	283	48	63
750	115	E40	LU750W/PSL/T/E40	17109	112000	2100	22	U	10,000*	293	51	12
750	115	E40	LU750W/PSL/T/E40/Bulk	44306	112000	2100	22	U	10,000*	293	51	63
600	115	E40	LU400V/600W/PSL/T/E40	43440	90000	2100	22	U	12,000*	283	48	12
600	115	E40	LU400V/600W/PSL/T/E40/Bulk	43439	90000	2100	22	U	12,000*	283	48	63
750	115	E40	LU400V/750W/PSL/T/E40	43438	112000	2100	22	U	12,000*	293	51	12
750	115	E40	LU400V/750W/PSL/T/E40/Bulk	43437	112000	2100	22	U	12,000*	293	51	63



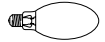
*90% reliability External Ignitor, Internal Ignitor

High Pressure Mercury Lamps

Kolorlux™ Mercury Standard												
80	130	E27	H80/27 START	44182	3600	4000	40	U	12,000	166	71	24
125	140	E27	H125/27/1/24	73736	6300	4000	40	U	20,000	170	76	24
250	145	E40	H250/40 1/12	73737	13000	4000	40	U	20,000	227	91	12
400	150	E40	H400/40 START	45170	20000	4000	40	U	12,000	292	122	12



Mixed Light												
160	230-240	E27	ML 160/ 230-240V, E27	96724	3100	4200	52	VBU±30	8,000	170	76	24
160	230-240	B22	ML 160/ 230-240V, B22	96727	3100	4200	52	VBU±30	8,000	170	76	24
250	230-240	E27	ML 250/ 230-240V, E27	96725	5600	3800	52	U	8,000	227	91	12
250	230-240	E40	ML 250/ 230-240V, E40	96723	5600	3800	52	U	8,000	227	91	12
500	230-240	E40	ML 500/ 230-240V, E40	96713	14000	3800	40	U	8,000	292	121	10
160	240-250	E27	ML 160/ 240-250V, E27	96728	3100	4200	52	VBU±30	8,000	170	76	24
250	240-250	E40	ML 250/240-250V, E40	96726	5600	3800	52	U	8,000	227	91	12



High Intensity Discharge Lamps

The following pages show GE and alternative brand Order Codes. These cross references are provided as a quick guide and may only represent a near equivalent to other brands. The table contains data from alternative brands' catalogues and website.

GE	OSRAM	PHILIPS
ConstantColor CMH™		
CMH20/TC/UVC/830/GU6.5	HCI-TF 20W/830 WDL PB GU6.5	CDM-Tm Mini PGJ5 20W/830*
CMH20/TC/UVC/UJ/830/G8.5 Plus	HCI-TC 20W/830 WDL PB G8.5	-
CMH35/T/UVC/930/GU6.5	-	CDM-Tm Mini PGJ5 35W/830
CMH35/T/UVC/942/GU6.5	-	-
CMH35/TC/UVC/UJ/830/G8.5 Plus	HCI-TC 35W/830 WDL PB G8.5	CDM-TC 35W/830 G8.5
CMH35/TC/UVC/UJ/942/G8.5	HCI-TC 35W/942 NDL PB UVS G8.5	CDM-TC 35W/942 G8.5
CMH70/TC/UVC/UJ/830/G8.5 Plus	HCI-TC 70W/830 WDL PB G8.5	CDM-TC 70W/830 G8.5
CMH70/TC/UVC/UJ/942/G8.5	HCI-TC 70W/942 NDL PB G8.5	CDM-TC 70W/942 G8.5
CMH70/TC/UVC/UJ/930/G8.5 ULTRA	HCI-TC 70/930 WDL PB Shop G8.5*	CDM-TC Elite 70W/930 G8.5*
CMH20/T/UVC/UJ/830/G12 Plus	-	-
CMH35/T/UVC/UJ/830/G12 Plus	HCI-T 35W/830 WDL PB G12	CDM-T 35W/830 G12
CMH35/T/UVC/UJ/942/G12	HCI-T 35W/942 NDL PB UVS G12	CDM-T 35W/942 G12
CMH70/T/UVC/UJ/830/G12	HCI-T 70W/830 WDL PB G12	CDM-T 70W/830 G12
CMH70/T/UVC/UJ/942/G12	HCI-T 70W/942 NDL PB UVS G12	CDM-T 70W/942 G12
CMH70/T/UVC/UJ/930/G12 ULTRA	HCI-T 70/930 WDL PB Shop G12	CDM-T Elite 70W/930 G12*
CMH150/T/UVC/UJ/830/G12	HCI-T 150W/830 WDL PB G12	CDM-T 150W/830 G12
CMH150/T/UVC/UJ/942/G12	HCI-T 150/NDL PB UVS G12	CDM-T 150W/942 G12
CMH35/TD/UVC/830/RX7s	-	-
CMH70/TD/UVC/830/Rx7s	HCI-TS 70W/830 WDL PB UVS RX7S	CDM-TD 70W/830 RX7s
CMH70/TD/UVC/942/Rx7s	HCI-TS 70W/942 NDL PB UVS RX7S	CDM-TD 70W/942 RX7s
CMH150/TD/UVC/830/Rx7s-24	HCI-TS 150W/830 WDL PB RX7S-24	CDM-TD 150W/830 RX7s-24
CMH150/TD/UVC/942/Rx7s-24	HCI-TS 150W/942 NDL PB RX7S-24	CDM-TD 150W/942 RX7s-24
CMH20/MR16/UVC/830/GX10/SP	-	MASTERColour CDM-R Mini 20W/830 GX10 MR16 10D 1CT
CMH20/MR16/UVC/830/GX10/FL	-	MASTERColour CDM-R Mini 20W/830 GX10 MR16 25D 1CT
CMH20/MR16/UVC/830/GX10/WFL	-	MASTERColour CDM-R Mini 20W/830 GX10 MR16 40D 1CT
CMH35/MR16/UVC/930/GX10/SP	-	-
CMH35/MR16/UVC/930/GX10/FL	-	-
CMH35/MR16/UVC/930/GX10/WFL	-	-
CMH35/MR16/UVC/942/GX10/SP	-	-
CMH35/MR16/UVC/942/GX10/FL	-	-
CMH35/MR16/UVC/942/GX10/WFL	-	-
CMH20/PAR20/UVC/830/E27/SP	-	-
CMH20/PAR20/UVC/830/E27/FL	-	-
CMH35/PAR20/830/E27/SP	HCI-PAR20 35W/830 WDL SP E27	CDM-R 35W/830 E27 PAR20L10D
CMH35/PAR20/830/E27/FL	HCI-PAR20 35W/830 WDL FL E27	CDM-R 35W/830 E27 PAR20L30D
CMH35/PAR20/UVC/942/E27/SP10	-	CDM-R 35W/9420 E27 PAR20L30D
CMH35/PAR20/UVC/942/E27/FL25	-	CDM-R 35W/942 E27 PAR20L30D
CMH20/PAR30/UVC/830/E27/SP10	HCI-PAR30 20W/830 WDL SP E27	-
CMH20/PAR30/UVC/830/E27/FL25	HCI-PAR30 20W/830 WDL FL E27	-
CMH35/PAR30/UVC/830/E27/SP10	HCI-PAR30 35W/830 WDL SP E27	CDM-R 35W/830 E27 PAR20L10D
CMH35/PAR30/UVC/830/E27/FL25	HCI-PAR30 35W/830 WDL FL E27	CDM-R 35W/830 E27 PAR20L30D
CMH35/PAR30/UVC/942/E27/SP10	-	-
CMH35/PAR30/UVC/942/E27/FL25	-	-
CMH70/PAR30/UVC/830/E27/SP	HCI-PAR30 70W/830 WDL SP E27	CDM-R 70W/830 E27 PAR30L10D
CMH70/PAR30/UVC/830/E27/FL	HCI-PAR30 70W/830 WDL FL E27	CDM-R 70W/830 E27 PAR30L40D
CMH70/E/UVC/UJ/830/E27/C	HCI-E/P 70/830 WDL PB E27 clear	CDM-ET 70W /830 E27
CMH100/E/UVC/UJ/830/E27/C	HCI-E/P 100/830 WDL PB clear	CDM-ET 100W /830 E40
CMH150/UVC/O/UJ/942/E27/C	HCI-E/P 150W/942 NDL PBMO CL E27	-
CMH70/E/UVC/UJ/830/E27/D	HCI-E/P 70W/830 NDL PB COE27	CDO-ET Coated 70W/828 E27
CMH70/UVC/O/UJ/940/E27/D	HCI-E/P 70W/942 NDL Coated E27	-
CMH100/E/UVC/UJ/830/E27/D	HCI-E/P 100W/830 WDL PB Coated E27	CDO-ET Coated 100W/828 E40
CMH150/UVC/O/UJ/940/E27/D	HCI-E/P 150W/942 NDL PB MO E27	CDO-ET Coated 150W/828 E40
CMH250/E/UVC/UJ/830/E40/D	HCI-E 250W/830 WDL PB E40	-
CMH400/E/UVC/UJ/830/E40/D	-	-



Brand cross reference

GE	OSRAM	PHILIPS	SLI
ConstantColor CMH™			
CMH70/TT/UVC/830/E27	HCI-T/P 70W/830 WDL PB E27	CDO-TT 70W /828 E27*	-
CMH100/TT/UVC/830/E40	-	CDO-TT 100W /828 E27*	-
CMH150/TT/UVC/830/E40	HCI-T/P 150W/830 WDL PBE40	CDO-TT 150W/828 E40*	-
CMH150/UVC/T/U/842/E40	-	CDO-TT 150W/828 E40*	-
CMH150/UVC/O/T/U/830/E40	HCI-T/P 150W/830 NDL PB E40	-	-
CMH150/T/UVC/O/U/942/E40	HCI-T/P 150W/942 NDL PB E40	-	-
CMH250/TT/UVC/U/830/E40	HCI-T 250W/830 WDL PB E40	CDO-TT 250W /828 E27	-
KRC250/CMH/830/T/H/E40	-	-	-
CMH400/TT/UVC/U/830/E40	-	-	-
Arcstream™			
ARC70/T/U/730/G12	HQI T 70/WDL	MHN-T70W/830	HSI-T 70W/WDL
ARC70/T/U/842/G12	HQI T 70/NDL	MHN-T70W/942	HSI-T 70W/NDL
ARC150/G12/830	-	-	-
ARC150/G12/842	-	-	-
ARC70/UVC/TD/730/Rx7s	HQI TS 70/WDL UVS	MHW-TD70W	HSI-TD 75W/WDL 3K UVS
ARC70/UVC/TD/742/Rx7s	HQI TS 70/NDL UVS	MHN-TD70W	HSI-TD 75W/NDL 4K UVS
ARC150/UVC/TD/732/Rx7s-24	HQI TS 150/WDL UVS	MHW-TD150W	HSI-TD 150W/WDL 3K UVS
ARC150/UVC/TD/742/Rx7s-24	HQI TS 150/NDL UVS	MHN-TD150W	HSI-TD 150W/NDL 4K UVS
ARC150/TD/952/Rx7s-24	-	-	-
ARC150/UVC/AQUA/TD/865/Rx7s-24	-	-	-
ARC250/TD/832/Fc2	HQI TS 250/WDL UVS	MHW-TD250W	HSI-TD 250W/NDL 3K UVS
ARC250/TD/842/Fc2	HQI TS 250/NDL UVS	MHN-TD250W	HSI-TD 250W/NDL 4K UVS
ARC150/UVC/TD/GREEN/RX7S-24	-	-	-
ARC150/UVC/TD/BLUE/RX7S-24	-	-	-
ARC150/UVC/TD/ORANGE/RX7S-24	-	-	-
ARC150/UVC/TD/MAGENTA/RX7S-24	-	-	-
ARC250/T/VBU/960/E40	HQI-T 250/D	-	-
ARC250/T/H/960/E40	-	-	-
ARC400/T/H/742/E40	-	-	-
ARC250/D/H/740/E40	-	-	-
ARC250/D/H/960/E40	HQI-E 250/D	-	-
ARC250/D/VBU/960/E40	HQI-E 250/D	CDO-TT 100W /828 E27*	-
Kolorarc™			
KRC400/T/H/960/E40	-	-	-
KRC400/T/VBU/960/E40	-	-	-
KRC400/E/VBU/645/E40	-	-	HSI-T 400W/4K
KRC400/D/VBU/740/E40	-	-	-
KRC400/D/H/740/E40	-	-	-
KRC400/D/VBU/960/E40	-	-	-
KRC400/D/H/960/E40	-	-	-
Multi-vapor™			
MVR250/U/40	-	-	-
MVR400/U/40	-	-	-
MVR1000/U/40	-	-	-
MVR250/C/U/40	-	-	-
MVR400/C/U/40	-	-	-
MVR400/VBU/40	-	-	-
MVR400/C/VBU/40	-	-	HSI-MP 400W/C/BU
MPR400/C/VBU/0/40	-	-	-

*Similar type

Information is gathered from relevant official web sites as of March, 2009



High Intensity Discharge Lamps

GE	OSRAM	PHILIPS	SLI
Sportlight™			
SPL1500/L/H/652/Rx7SM	-	-	-
SPL2000/L/H/654	-	-	-
SPL2000/T/H/960/E40	HQI-T 2000/D	MASTER HPI-T PRO /646	-
SPL2000/I/T/H/640/E40	HQI-T 2000 /N	MASTER HPI-T PRO /646	-
SPL2000/I/T/H/960/E40	HQI-T 2000 /D/I	-	-
SPL1000/T/H/960/E40 1/4	-	-	-
Blended Light			
ML 160/230-240V E27	HWL 160 235V	ML 160W ES 235-245	HSB-BW 160W 240V E27
ML 160/230-240V B22	-	ML 160W B22 235-245	-
ML 160/240-250V	-	-	-
ML 250/230-240V E40	HWL 250 235V	ML 250W ES 235-245 E40	HSB-BW 250W 240V E40
ML 250/230-240V E27	-	ML 250W ES 235-245 E27	-
ML 250/ 240-250V E40	-	-	-
ML 500/230-240V E40	HWL 500 235V	ML 500W ES 235-245 E40	HSB-BW 500W 240V E40
Lucalox™ Standard			
LU50/85/D/27	NAV-E 50/E	SON Pro 50W E	SHP 50W/CO-E
LU70/90/D/27	NAV-E 70/E	SON Pro 70W E	SHP 70W/CO-E
LU100/100/MO/D/40	NAV-E 100	SON Pro 100W E	SHP 100W
LU150/100/D/40	NAV-E 150	SON Pro 150W E	SHP 150W
LU250/D/40	NAV-E 250	SON Pro 250W E	SHP 250W
LU400/D/40	NAV-E 400	SON Pro 400W E	SHP 400W
LU1000/110/D/40	NAV-E 1000	SON Pro 1000W E	-
LU50/85/T/27	-	-	-
LU70/90/T12/27	NAV-T 70	SON- T Pro 70W	SHP-T 70W
LU100/100/MO/T/40	NAV-T 1000	SON- T Pro 100W	-
LU150/100/T /40	NAV-T 150	SON-T Pro 150W	SHP-T 150W
LU250/T/40	NAV-T 250	SON-T Pro 250W	SHP-T 150W
LU400/T/40	NAV-T 400	SON-T Pro 400W	SHP-T 400W
LU1000/110/T/40	NAV-T 1000	SON-T Pro 1000W	SHP-T 1000W
Lucalox™ XO			
LU50/85/XO/D/27	-	-	-
LU70/90/XO/D/27	-	MASTER SON PIA PLUS 70W	-
LU100/100/XO/D/40	NAV-E 100 SUPER 4Y	-	-
LU250/XO/D/40	NAV-E 250 SUPER 4Y	MASTER SON PIA PLUS 250W	-
LU400/XO/D/40	NAV-E 400 SUPER 4Y	MASTER SON PIA PLUS 400W	-
LU50/85/XO/T/27	NAV-T 50 SUPER 4Y	MASTER SON-T PIA PLUS 50W	-
LU70/90/XO/T/27	NAV-T 70 SUPER 4Y	MASTER SON-T PIA PLUS 70W	-
LU100/100/XO/T/40	NAV-T 100 SUPER 4Y	MASTER SON-T PIA PLUS 100W	-
LU150/150/XO/T/40	NAV-T 150 SUPER 4Y	MASTER SON-T PIA PLUS 150W	-
LU250/XO/T/40	NAV-T 250 SUPER 4Y	MASTER SON-T PIA PLUS 250W	-
LU400/XO/T/40	NAV-T 400 SUPER 4Y	MASTER SON-T PIA PLUS 400W	-
LU600/XO/T/40	NAV-T 600 SUPER 4Y	MASTER SON-T PIA PLUS 600W	-
Lucalox™ I			
LU50/85/D/I/27	NAV-E 50/I	SON Pro 50W I	SHP 50W/CO-I
LU70/90/D/I/27	NAV-E 70/I	SON Pro 70W I	SHP 70W/CO-I
LU70/90/I/27	-	SON Pro70W I CLEAR	SHP 70W/CL-I
Lucalox™ E-Z lux			
LUH110/D/27 - SHx	NAV-E 110	SON-H Pro 110W	SHx 110W E27
Lucalox™ TD			
LU250/TD	NAV-TS 250	-	-
LU400/TD	NAV-TS 400	-	-
LU1000/TD	-	-	-



Brand cross reference

GE	OSRAM	PHILIPS	SLI
Lucalox™ SUPERLIFE			
LU50/85/SBY/T/27	-	-	-
LU70/90/SBY/T/27	-	-	-
LU70/90/XO/SBY/T12/E27	-	-	SHP-TS 70w Twinarc
LU100/100/SBY/T/40	-	-	-
LU100/100/XO/SBY/T/E40	-	-	SHP-TS 100w Twinarc
LU150/100/SBY/T/40	-	-	SHP-T 150W SBY
LU250/SBY/T/40	-	-	SHP-T 250W SBY
LU400/SBY/T/40	-	-	SHP-T 400W SBY
LU50/85/SBY/D/27	-	-	-
LU70/90/SBY/D/27	-	-	SHP 70W SBY
LU70/90/XO/SBY/D/E27	-	-	SHP-S 70w Twinarc
LU100/100/XO/SBY/D/E40	-	-	SHP-S 100w Twinarc
LU150/100/SBY/D/40	-	-	SHP 150W SBY
LU250/SBY/D/40	-	-	SHP 250W SBY
LU400/SBY/D/40	-	-	SHP 400W SBY
Kolorlux Standard			
H125/27	HQL 125	HPL-N 125W	HSL-BW 125W E27
H250/40	HQL 250	HPL-N 250W	HSL-BW 250W E40

Linear Fluorescent Lamps

Whether its long life, energy savings, or quality of light, GE's linear fluorescent lamps have your application covered. Delivering excellent colour rendering and high lumen maintenance, for more high quality light.

The product range had been updated and expanded to maximise new product innovation, reflecting advances in technology, made possible by additional investments at our European manufacturing facilities.

We were delighted to be first to market with our energy saving fluorescent T5 linear portfolio, named Watt-Miser™ and we have recently added T8 versions to this popular environment friendly range. Additionally we have introduced LongLast™ products to compliment the wide choice of lengths, wattages and colours in our traditional portfolio.

The characteristics of fluorescent lamps vary widely according to the lamp type. In general, fluorescent lamps have the following advantages:

- Efficient installation and reduced running costs with our Watt-Miser™ lamps
- Long life - life ratings for fluorescent lamps are now up to 42,000 hours with our LongLast™ lamps, based on the industry standard of 3-hour burning cycles
- Light quality - high colour rendering and high lumen maintenance
- Flexibility - many combinations of wattage and length, provide flexibility of fixture design and ceiling layout

Looking to the future, we will continue to bring you new technology and improve the efficiency and performance of our portfolio, in line with technology advancements.



Advanced lighting technologies

T5 Solutions

For Energy Saving

GE T5 Watt-Miser™



- 5% energy saving with existing fittings and control gear
- Energy saving without loss of light output
- Excellent colour rendering - 85Ra
- Life same as competitors - 25,000 hours on electronic ballast
- Reduces CO₂ and other greenhouse gas emissions
- Range: High Efficiency - up to 111lm/W (HE) - 14/21/28/35W High Output (HO) - 24/39/49/54/80W

T5WattMiser™

For Maintenance Saving

GE T5 LongLast™



- 20% longer life - 30,000 hours on 3-hour cycle on electronic ballast
- Excellent colour rendering - 85Ra
- Outstanding lumen maintenance - 95%
- Starcoat technology
- High Efficiency (HE) - up to 104lm/W
- High Output (HO) - up to 7,000Lm
- Range: HE - 14/21/28/35W HO - 24/39/49/54/80W

T5LongLast™

For Safety

GE T5 covRguard™



- Complete shatter protection
- Combines the efficiency of the T5 High Output (HO) lamp and a protective sleeve that contains the glass fragments and phosphors in the event of inadvertent breakage
- The material is UV stable to ensure that it does not adversely affect lumen maintenance
- Application areas include food processing, kitchens or anywhere the risk of glass contamination is great

T8 Solutions

For Energy Saving

GE T8 Watt-Miser™



- Up to 10% energy saving with existing fittings and control gear
- Excellent colour rendering - 85Ra
- Exceptional lumen maintenance
- Long life - 15,000 hours average rated life on conventional gear- 20,000 hours average rated life on electronic gear
- Exceptional lumen maintenance
- Significantly helps to reduce CO₂ emissions
- Range: 16/32W

T8WattMiser™

For Maintenance Saving

GE T8 LongLast™



- More than double life - 42,000 hours on electronic ballast
- Same light output as Polylux™ XLR™
- Excellent (90%) lumen maintenance at service life
- Great colour rendering - 85 Ra
- Range: 18/36/58/70W

T8LongLast™

For High Light Quality

GE T8 Polylux™ XLR™



- Excellent colour rendering - 85Ra
- High efficiency - up to 93lm/W
- Outstanding lumen maintenance - 95%
- 67% longer life than T8 Standard - 15,000 hours on standard ballast and 20,000 hours on electronic ballast
- Range: 15/18/30/36/58/70W

For Safety

GE T8 covRguard™



- The lamp is protected with high quality plastic sleeve that will contain glass fragments throughout the useful life of the lamp
- Has all the benefits of GE's Polylux™ XLR™ range
- Application areas include food processing, kitchens or anywhere the risk of glass contamination is great

T5 Watt-Miser™

Additional energy savings without any loss of lighting performance

GE already offers a comprehensive range of High Efficiency and High Output T5 tubes, but has taken the next step with the introduction of Watt-Miser™. These use 5% less energy than other T5s in the range, with the same lumen output. Moreover, they are 25% more efficient than T8 Polylux types. If the total system efficiency is taken into account then an energy saving as high as 45% can be achieved compared to systems using standard T8 tubes. This will have a big impact on reducing electricity expenses, which can account for over 90% of total lighting costs.



Key benefits

- 5% extra energy saving with existing fittings & control gear
- Reduced CO₂ and other greenhouse gas emissions
- Energy saving without loss of light output
- Excellent lumen maintenance
- Low mercury content
- ROHS compliant & contains recyclable components

Applications

Ideal for applications with high energy costs:

- Offices
- Schools, colleges, public buildings
- Warehousing
- Industry
- Hypermarkets & supermarkets

Which to use?

T5 Watt-Miser™ or T5 LongLast™? Here's some help choosing.

	Life 3 hour cycle	Life 12 hour cycle	Energy saving
Industry standard T5	25,000	28,000	-
GE T5 LongLast™	30,000	36,000	-
GE T5 Watt-Miser™	25,000	30,000	5%

T5WattMiser™



T8 Watt-Miser™

Save up to 10% less energy with a simple change of tube



Key benefits

- Consumes up to 10% less energy than T8 lamps
- Retrofittable – save with existing fittings and control gear
- Excellent colour quality – Ra 85
- Exceptional lumen maintenance
- Product life 18,000 hours – on 12 hour cycle
- Significantly reduced CO₂ emission – 0.5kg/kWh
- Short payback – less than a year

T8WattMiser™

Save energy cost and reduce CO₂ emissions with T8 Watt-Miser™ from GE.

All of GE's T8 range offers excellent service life and high quality light but with the addition of Watt-Miser™ technology, it also offers great cost savings.


T8 Watt-Miser™ is ideal for any indoor application from a single fitting to large scale installations such as offices, retail outlets and public buildings. Cost savings of up to 10% can be made and T8 Watt-Miser™ also gives a faster payback than many other products on the market.

GE is committed to the environment and with T8 Watt-Miser™ energy saving that means less CO₂ emissions.



Linear Fluorescent Lamps

T5 Tubes Long



High Efficiency Watt-Miser™
 Wattages: 14-35W
 Colours: Warm White to Daylight
 Packing: Individually sleeved - 30pcs
 CRI [Ra]: 85
 Life: 25,000Hrs
 Page: 47



High Output Watt-Miser™
 Wattages: 24-80W
 Colours: Warm White to Daylight
 Packing: Individually sleeved - 30pcs
 CRI [Ra]: 85
 Life: 25,000Hrs
 Page: 47



High Efficiency LongLast™
 Wattages: 14-35W
 Colours: Extra Warm White to Daylight
 Packing: Individually sleeved - 30 Industrial "sleeveless" pack - 40pcs
 CRI [Ra]: 85
 Life: 30,000Hrs
 Page: 48



High Output LongLast™
 Wattages: 24-80W
 Colours: Extra Warm White to Daylight
 Packing: Individually sleeved - 30 Industrial "sleeveless" pack - 40pcs
 CRI [Ra]: 85
 Life: 30,000Hrs
 Page: 49



High Output covRguard™
 Wattages: 24-54W
 Colours: Warm White to Daylight
 Packing: Individually sleeved - 40pcs
 CRI [Ra]: 85
 Life: 30,000Hrs
 Page: 50

T5 Tubes Short



Specfill Triphosphor
 Wattages: 6-13W
 Colours: Cool White and Daylight
 CRI [Ra]: 80+
 Life: 8,000Hrs
 Page: 50



Specfill Standard
 Wattages: 6-8W
 Colours: Cool White and White
 CRI [Ra]: 54-58
 Life: 8,000Hrs
 Page: 50



Triphosphor
 Wattages: 8-13W
 Colours: Extra Warm White to Cool White
 CRI [Ra]: 80+
 Life: 5,000Hrs
 Page: 50



Standard
 Wattages: 4-13W
 Colours: Warm White to White
 CRI [Ra]: 51-58
 Life: 5,000Hrs
 Page: 50

Selector

T8 Tubes



Watt-Miser™
 Wattages: 16-32W
 Colours: Warm White to Daylight
 CRI [Ra]: 85
 Life: 20,000Hrs on Electronic Ballast
 Page: 51



Polylux XLR™ Longlast™
 Wattages: 18-70W
 Colours: Warm White and Cool White
 CRI [Ra]: 85
 Life: 42,000Hrs on Electronic Ballast
 Page: 51



Polylux XLR™ Triphosphor
 Wattages: 15-70W
 Colours: Extra Warm White to Daylight
 CRI [Ra]: 85
 Life: 20,000Hrs on Electronic Ballast
 Page: 52



covRguard™
 Wattages: 18-70W
 Colours: Warm White to Cool White
 Packing: Individually sleeved - 25pcs
 CRI [Ra]: 85
 Life: 15,000Hrs
 Page: 52



Standard
 Wattages: 15-70W
 Colours: Northlight to Daylight
 CRI [Ra]: 51-93
 Life: 9,000Hrs
 Page: 53



Slimline
 Wattages: 35-50W
 Colours: Cool White
 CRI [Ra]: 58
 Life: 7,500Hrs
 Page: 53

T12 and T17 Tubes



T12 Slimline
 Wattages: 75W
 Colours: Cool White
 CRI [Ra]: 60
 Life: 12,000Hrs
 Page: 54



T17 Power Groove Rapid Start
 Wattages: 215W
 Colours: Cool White
 CRI [Ra]: 60
 Life: 10,000Hrs
 Page: 54

Circular and "U" Tubes



T5 Circline™
 Wattages: 22-55W
 Colours: Extra Warm White to Daylight
 CRI [Ra]: 80+
 Life: 12,000Hrs
 Page: 51



T9 Circline™
 Wattages: 22-40W
 Colours: Warm White to Daylight
 CRI [Ra]: 51-75
 Life: 5,000Hrs
 Page: 54



MOD-U-LINE™
 Wattages: 40W
 Colours: White to Cool White
 CRI [Ra]: 53-80+
 Life: 7,500Hrs
 Page: 54

Starters



A range of 6 starters in standard (25) or bulk (2000) pack
 Page: 54

Where "Life" or "Average Rated Life" is stated, we refer to the industry standard definition of how many hours of operation on standard gear (if not indicated otherwise) 50% of a given installation will exceed.

Linear Fluorescent Lamps

Product identification

The following glossary of terms will help you when selecting lamps in this section. Within each product line, lamps are divided into families - within these families, lamps are listed by wattage. The Product Description can be used as a quick reference to each product's attributes. Where Life or Average Life are stated we refer to the industry standard definition of how many hours of operation 50% of a given installation will exceed.

Additional parameters:

Cap: The type of cap fitted. See page 134-135 for cap drawings

Watts:

Energy Used -
To estimate energy consumption (kWh), multiply watts x hours of use and divide by 1000

Diameter:
Tube diameter in mm

Length:
Lamp length in mm

Product description:
Lamp reference - describes the lamp's main characteristics

Initial Lumen (at 25°C):
Light output after the initial 100 hours of operation

CCT:
Colour temperature - Kelvin [K].
The visual warmth or coolness of the light. The higher the number the whiter or cooler the light appears

Rated Average Life (3-hr cycle):
The point in time when 50% of installed lamps are still burning

EEC:
Energy Efficiency Class

Wattage [W]

Length [mm]

Diameter [mm]

Product Description

Product Code

Initial Lumen (at 25°C) [lm]

Colour Type

CCT [K]

CRI [Ra]

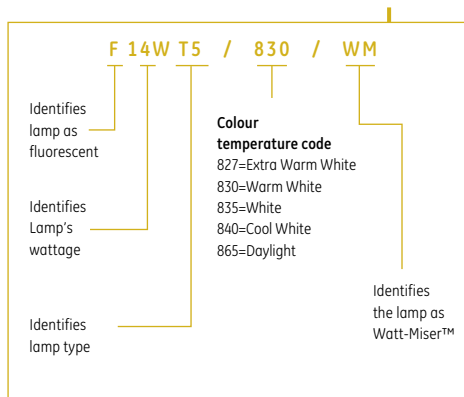
Rated Average Life (3-hr cycle) [h]

EEC

Pack Qty

T5 Watt-Miser™ - High Efficiency, G5 Cap

Wattage [W]	Length [mm]	Diameter [mm]	Product Description	Product Code	Initial Lumen (at 25°C) [lm]	Colour Type	CCT [K]	CRI [Ra]	Rated Average Life (3-hr cycle) [h]	EEC	Pack Qty
14	549.0	16	F14W/T5/830/WM	88364	1230	Warm White	3000	85	25,000	A	30
14	549.0	16	F14W/T5/835/WM	88363	1230	White	3500	85	25,000	A	30
14	549.0	16	F14W/T5/865/WM	88362	1230	Cool White	4000	85	25,000	A	30



Colour Type:
Extra Warm White
Warm White
White
Natural White
Cool White
Northlight
Daylight

Product code:
It is important to use this code when ordering to ensure that you receive the exact product you require

CRI:
Colour rendering index, the higher the number (1-100), the more natural the lit subject appears.

Pack quantity:
The number of lamps in one outer case

Wattage (W)	Length (mm)	Diameter (mm)	Product Description	Product Code	Initial Lumen (at 25°C) (lm)	Colour Type	CCT (K)	CRI (Ra)	Rated Average Life (3-hr cycle) (h)	EEC	Pack Qty
14	549	16	F14/T5/830/WM	88364	1230	Warm White	3000	85	25,000	A	30
14	549	16	F14/T5/835/WM	88363	1230	White	3500	85	25,000	A	30
14	549	16	F14/T5/840/WM	88362	1230	Cool White	4000	85	25,000	A	30
14	549	16	F14/T5/865/WM	88361	1140	Daylight	6500	85	25,000	A	30
21	849	16	F21/T5/830/WM	88360	1910	Warm White	3000	85	25,000	A	30
21	849	16	F21/T5/835/WM	88358	1910	White	3500	85	25,000	A	30
21	849	16	F21/T5/840/WM	88357	1910	Cool White	4000	85	25,000	A	30
21	849	16	F21/T5/865/WM	88359	1770	Daylight	6500	85	25,000	A	30
28	1,149	16	F28/T5/830/WM	88345	2640	Warm White	3000	85	25,000	A	30
28	1,149	16	F28/T5/835/WM	88346	2640	White	3500	85	25,000	A	30
28	1,149	16	F28/T5/840/WM	88356	2640	Cool White	4000	85	25,000	A	30
28	1,149	16	F28/T5/865/WM	88341	2450	Daylight	6500	85	25,000	A	30
35	1,449	16	F35/T5/830/WM	88355	3320	Warm White	3000	85	25,000	A	30
35	1,449	16	F35/T5/835/WM	88342	3320	White	3500	85	25,000	A	30
35	1,449	16	F35/T5/840/WM	88354	3320	Cool White	4000	85	25,000	A	30
35	1,449	16	F35/T5/865/WM	88353	3090	Daylight	6500	85	25,000	A	30



T5 Watt-Miser™ - High Output, G5 Cap

24	549	16	F24/T5/830/WM	88352	1750	Warm White	3000	85	25,000	A	30
24	549	16	F24/T5/835/WM	88351	1750	White	3500	85	25,000	A	30
24	549	16	F24/T5/840/WM	88350	1750	Cool White	4000	85	25,000	A	30
24	549	16	F24/T5/865/WM	88349	1600	Daylight	6500	85	25,000	A	30
39	849	16	F39/T5/830/WM	88348	3200	Warm White	3000	85	25,000	A	30
39	849	16	F39/T5/835/WM	88347	3200	White	3500	85	25,000	A	30
39	849	16	F39/T5/840/WM	88344	3200	Cool White	4000	85	25,000	A	30
39	849	16	F39/T5/865/WM	88334	2950	Daylight	6500	85	25,000	A	30
49	1,449	16	F49/T5/830/WM	88343	4450	Warm White	3000	85	25,000	A	30
49	1,449	16	F49/T5/835/WM	88339	4450	White	3500	85	25,000	A	30
49	1,449	16	F49/T5/840/WM	88336	4450	Cool White	4000	85	25,000	A	30
49	1,449	16	F49/T5/865/WM	88340	4100	Daylight	6500	85	25,000	A	30
54	1,149	16	F54/T5/830/WM	88328	4460	Warm White	3000	85	25,000	A	30
54	1,149	16	F54/T5/835/WM	88338	4460	White	3500	85	25,000	A	30
54	1,149	16	F54/T5/840/WM	88337	4460	Cool White	4000	85	25,000	A	30
54	1,149	16	F54/T5/865/WM	88333	4100	Daylight	6500	85	25,000	A	30
80	1,449	16	F80/T5/830/WM	88329	6450	Warm White	3000	85	25,000	A	30
80	1,449	16	F80/T5/835/WM	88330	6450	White	3500	85	25,000	A	30
80	1,449	16	F80/T5/840/WM	88332	6450	Cool White	4000	85	25,000	A	30
80	1,449	16	F80/T5/865/WM	88331	5950	Daylight	6500	85	25,000	A	30



Linear Fluorescent Lamps

Wattage (W)	Length (mm)	Diameter (mm)	Product Description	Product Code	Initial Lumen (at 25°C) (lm)	Colour Type	CCT (K)	CRI (Ra)	Rated Average Life (3-hr cycle) (h)	EEC	Pack Qty
T5 LongLast™ - High Efficiency, G5 Cap (Sleeved Pack)											
14	549	16	F14W/T5/827/LL	90230	1230	Extra Warm White	2700	85	30,000	A	30
14	549	16	F14W/T5/830/LL	90239	1230	Warm White	3000	85	30,000	A	30
14	549	16	F14W/T5/835/LL	90246	1230	White	3500	85	30,000	A	30
14	549	16	F14W/T5/840/LL	90247	1230	Cool White	4000	85	30,000	A	30
14	549	16	F14W/T5/865/LL	90244	1140	Daylight	6500	85	30,000	A	30
21	849	16	F21W/T5/827/LL	90245	1910	Extra Warm White	2700	85	30,000	A	30
21	849	16	F21W/T5/830/LL	90248	1910	Warm White	3000	85	30,000	A	30
21	849	16	F21W/T5/835/LL	90249	1910	White	3500	85	30,000	A	30
21	849	16	F21W/T5/840/LL	90250	1910	Cool White	4000	85	30,000	A	30
21	849	16	F21W/T5/865/LL	90251	1770	Daylight	6500	85	30,000	A	30
28	1,149	16	F28W/T5/827/LL	90252	2640	Extra Warm White	2700	85	30,000	A	30
28	1,149	16	F28W/T5/830/LL	90253	2640	Warm White	3000	85	30,000	A	30
28	1,149	16	F28W/T5/835/LL	90254	2640	White	3500	85	30,000	A	30
28	1,149	16	F28W/T5/840/LL	90255	2640	Cool White	4000	85	30,000	A	30
28	1,149	16	F28W/T5/865/LL	90256	2450	Daylight	6500	85	30,000	A	30
35	1,449	16	F35W/T5/827/LL	90257	3320	Extra Warm White	2700	85	30,000	A	30
35	1,449	16	F35W/T5/830/LL	90258	3320	Warm White	3000	85	30,000	A	30
35	1,449	16	F35W/T5/835/LL	90259	3320	White	3500	85	30,000	A	30
35	1,449	16	F35W/T5/840/LL	90260	3320	Cool White	4000	85	30,000	A	30
35	1,449	16	F35W/T5/865/LL	90261	3090	Daylight	6500	85	30,000	A	30

T5 LongLast™ - High Efficiency, G5 Cap (Industrial Pack)

14	549	16	F14W/T5/830/LL	39964	1230	Warm White	3000	85	30,000	A	40
14	549	16	F14W/T5/835/LL	39961	1230	White	3500	85	30,000	A	40
14	549	16	F14W/T5/840/LL	39973	1230	Cool White	4000	85	30,000	A	40
14	549	16	F14W/T5/865/LL	90222	1140	Daylight	6500	85	30,000	A	40
21	849	16	F21W/T5/830/LL	39976	1910	Warm White	3000	85	30,000	A	40
21	849	16	F21W/T5/835/LL	39977	1910	White	3500	85	30,000	A	40
21	849	16	F21W/T5/840/LL	39978	1910	Cool White	4000	85	30,000	A	40
21	849	16	F21W/T5/865/LL	39979	1770	Daylight	6500	85	30,000	A	40
28	1,149	16	F28W/T5/830/LL	39982	2640	Warm White	3000	85	30,000	A	40
28	1,149	16	F28W/T5/835/LL	39983	2640	White	3500	85	30,000	A	40
28	1,149	16	F28W/T5/840/LL	39984	2640	Cool White	4000	85	30,000	A	40
28	1,149	16	F28W/T5/865/LL	39985	2450	Daylight	6500	85	30,000	A	40
35	1,449	16	F35W/T5/830/LL	39989	3320	Warm White	3000	85	30,000	A	40
35	1,449	16	F35W/T5/835/LL	39990	3320	White	3500	85	30,000	A	40
35	1,449	16	F35W/T5/840/LL	39991	3320	Cool White	4000	85	30,000	A	40
35	1,449	16	F35W/T5/865/LL	39992	3090	Daylight	6500	85	30,000	A	40

Wattage (W)	Length (mm)	Diameter (mm)	Product Description	Product Code	Initial Lumen (at 25°C) (lm)	Colour Type	CCT (K)	CRI (Ra)	Rated Average Life (3-hr cycle) (h)	EEC	Pack Qty
24	549	16	F24W/T5/827/LL	90262	1750	Extra Warm White	2700	85	30,000	A	30
24	549	16	F24W/T5/830/LL	90263	1750	Warm White	3000	85	30,000	A	30
24	549	16	F24W/T5/835/LL	90264	1750	White	3500	85	30,000	A	30
24	549	16	F24W/T5/840/LL	90265	1750	Cool White	4000	85	30,000	A	30
24	549	16	F24W/T5/865/LL	90266	1600	Daylight	6500	85	30,000	A	30
39	849	16	F39W/T5/827/LL	90267	3200	Extra Warm White	2700	85	30,000	A	30
39	849	16	F39W/T5/830/LL	90268	3200	Warm White	3000	85	30,000	A	30
39	849	16	F39W/T5/835/LL	90269	3200	White	3500	85	30,000	A	30
39	849	16	F39W/T5/840/LL	90270	3200	Cool White	4000	85	30,000	A	30
39	849	16	F39W/T5/865/LL	90271	2950	Daylight	6500	85	30,000	A	30
49	1,449	16	F49W/T5/827/LL	90277	4450	Extra Warm White	2700	85	30,000	A	30
49	1,449	16	F49W/T5/830/LL	90278	4450	Warm White	3000	85	30,000	A	30
49	1,449	16	F49W/T5/835/LL	90279	4450	White	3500	85	30,000	A	30
49	1,449	16	F49W/T5/840/LL	90280	4450	Cool White	4000	85	30,000	A	30
49	1,449	16	F49W/T5/865/LL	90281	4100	Daylight	6500	85	30,000	A	30
54	1,149	16	F54W/T5/827/LL	90272	4460	Extra Warm White	2700	85	30,000	A	30
54	1,149	16	F54W/T5/830/LL	90273	4460	Warm White	3000	85	30,000	A	30
54	1,149	16	F54W/T5/835/LL	90274	4460	White	3500	85	30,000	A	30
54	1,149	16	F54W/T5/840/LL	90275	4460	Cool White	4000	85	30,000	A	30
54	1,149	16	F54W/T5/865/LL	90276	4100	Daylight	6500	85	30,000	A	30
80	1,449	16	F80W/T5/830/LL	90283	6450	Warm White	3000	85	30,000	A	30
80	1,449	16	F80W/T5/835/LL	90284	6450	White	3500	85	30,000	A	30
80	1,449	16	F80W/T5/840/LL	90285	6450	Cool White	4000	85	30,000	A	30
80	1,449	16	F80W/T5/865/LL	90286	5950	Daylight	6500	85	30,000	A	30



T5 LongLast™ - High Output, G5 Cap (Industrial Pack)

24	549	16	F24W/T5/830/LL	39998	1750	Warm White	3000	85	30,000	A	40
24	549	16	F24W/T5/835/LL	90196	1750	White	3500	85	30,000	A	40
24	549	16	F24W/T5/840/LL	90197	1750	Cool White	4000	85	30,000	A	40
24	549	16	F24W/T5/865/LL	90198	1600	Daylight	6500	85	30,000	A	40
39	849	16	F39W/T5/830/LL	90201	3200	Warm White	3000	85	30,000	A	40
39	849	16	F39W/T5/835/LL	90202	3200	White	3500	85	30,000	A	40
39	849	16	F39W/T5/840/LL	90203	3200	Cool White	4000	85	30,000	A	40
39	849	16	F39W/T5/865/LL	90204	2950	Daylight	6500	85	30,000	A	40
49	1,449	16	F49W/T5/830/LL	90219	4450	Warm White	3000	85	30,000	A	40
49	1,449	16	F49W/T5/835/LL	90221	4450	White	3500	85	30,000	A	40
49	1,449	16	F49W/T5/840/LL	90223	4450	Cool White	4000	85	30,000	A	40
49	1,449	16	F49W/T5/865/LL	90224	4100	Daylight	6500	85	30,000	A	40
54	1,149	16	F54W/T5/830/LL	90232	4460	Warm White	3000	85	30,000	A	40
54	1,149	16	F54W/T5/835/LL	90206	4460	White	3500	85	30,000	A	40
54	1,149	16	F54W/T5/840/LL	90209	4460	Cool White	4000	85	30,000	A	40
54	1,149	16	F54W/T5/865/LL	90211	4100	Daylight	6500	85	30,000	A	40
80	1,449	16	F80W/T5/830/LL	90226	6450	Warm White	3000	85	30,000	A	40
80	1,449	16	F80W/T5/835/LL	90227	6450	White	3500	85	30,000	A	40
80	1,449	16	F80W/T5/840/LL	90228	6450	Cool White	4000	85	30,000	A	40
80	1,449	16	F80W/T5/865/LL	90229	5950	Daylight	6500	85	30,000	B	40



T5 LongLast™ range was formerly called Starcoat™ range after the GE's T5 coating technology.



Linear Fluorescent Lamps

Wattage (W)	Length (mm)	Diameter (mm)	Product Description	Product Code	Initial Lumen (at 25°C) (lm)	Colour Type	CCT (K)	CRI (Ra)	Rated Average Life (3-hr cycle) (h)	EEC	Pack Qty
T5 covRguard™ - High Output, G5 Cap											
24	549	16	F24W/T5/830/ECO/CVG	71000	1950	Warm White	3000	85	30,000	A	40
24	549	16	F24W/T5/835/ECO/CVG	70998	1950	White	3500	85	30,000	A	40
24	549	16	F24W/T5/841/ECO/CVG	70997	1950	Cool White	4100	85	30,000	A	40
24	549	16	F24W/T5/850/ECO/CVG	70999	1850	Daylight	5000	85	30,000	A	40
24	549	16	F24W/T5/865/ECO/CVG	70996	1800	Daylight	6500	85	30,000	A	40
39	849	16	F39W/T5/830/ECO/CVG	70995	3400	Warm White	3000	85	30,000	A	40
39	849	16	F39W/T5/835/ECO/CVG	70994	3400	White	3500	85	30,000	A	40
39	849	16	F39W/T5/841/ECO/CVG	70993	3400	Cool White	4100	85	30,000	A	40
39	849	16	F39W/T5/850/ECO/CVG	70991	3250	Daylight	5000	85	30,000	A	40
39	849	16	F39W/T5/865/ECO/CVG	70990	3200	Daylight	6500	85	30,000	A	40
54	1149	16	F54W/T5/830/ECO/CVG	48433	4560	Warm White	3000	85	30,000	A	40
54	1149	16	F54W/T5/835/ECO/CVG	48436	4560	White	3500	85	30,000	A	40
54	1149	16	F54W/T5/841/ECO/CVG	48458	4560	Cool White	4100	85	30,000	A	40
54	1149	16	F54W/T5/850/ECO/CVG	80311	4465	Daylight	5000	85	30,000	A	40
54	1149	16	F54W/T5/865/ECO/CVG	48469	4465	Daylight	6500	85	30,000	A	40

T5 Miniature - Specfill Triphosphore - Emergency Lighting, G5 Cap

6	225	16	F6W/T5/840/SPECFILL/IND	40327	300	Cool White	4000	80+	8,000	B	100
8	302.5	16	F8W/T5/840/SPECFILL/IND	40331	460	Cool White	4000	80+	8,000	B	100
8	302.5	16	F8W/T5/865/SPECFILL/IND	45034	430	Daylight	6500	80+	8,000	B	100
13	531.1	16	F13W/T5/840/SPECFILL/IND	45695	920	Cool White	4000	80+	8,000	B	100

T5 Miniature - Specfill Standard - Emergency Lighting, G5 Cap

6	225	16	F6W/T5/33/SPECFILL/IND	40307	260	Cool White	4040	58	8,000	B	100
8	302.5	16	F8W/T5/35/SPECFILL/SL	27027	395	White	3450	54	8,000	B	25
8	302.5	16	F8W/35/T5/SPECFILL/IND	91451	395	White	3450	54	8,000	B	100
8	302.5	16	F8W/T5/33/SPECFILL/SL	27011	395	Cool White	4040	58	8,000	B	25
8	302.5	16	F8W/T5/33/SPECFILL/IND	91450	395	Cool White	4040	58	8,000	B	100

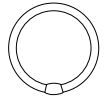
T5 Miniature - Triphosphore, G5 Cap

8	302.5	16	F8W/T5/827/IND	37008	460	Extra Warm White	2700	80+	5,000	B	100
8	302.5	16	F8W/T5/840/IND	37009	460	Cool White	4000	80+	5,000	B	100
13	531.1	16	F13W/T5/827/SL	12701	1000	Extra Warm White	2700	80+	6,000	B	25

T5 Miniature - Standard, G5 Cap

4	150.1	16	F4W/T5/35/SL	39446	130	White	3450	54	5,000	B	25
4	150.1	16	F4W/T5/33/SL	39441	130	Cool White	4040	58	5,000	B	25
6	226.3	16	F6W/T5/35/SL	39442	260	White	3450	54	5,000	B	25
6	226.3	16	F6W/T5/33/SL	39445	260	Cool White	4040	58	5,000	B	25
8	302.5	16	F8W/T5/29/SL	37754	385	Warm White	2940	51	5,000	B	25
8	302.5	16	F8W/T5/35/SL	37756	385	White	3450	54	5,000	B	25
8	302.5	16	F8W/T5/33/SL	37755	385	Cool White	4040	58	5,000	B	25
13	531.1	16	F13W/T5/29/SL	12684	850	Warm White	2940	51	6,000	B	25
13	531.1	16	F13W/T5/35/SL	12694	850	White	3450	54	6,000	B	25
13	531.1	16	F13W/T5/33/SL	12693	800	Cool White	4040	58	6,000	B	25

Wattage (W)	Diameter (mm)	Tube diameter (mm)	Product Description	Product Code	Initial Lumen (at 25°C) (lm)	Colour Type	CCT (K)	CRI (Ra)	Rated Average Life (3-hr cycle)(h)	EEC	Pack Qty
22	225	16	FC22W/T5/827	75707	1800	Extra Warm White	2700	82	12,000	A	10
22	225	16	FC22W/T5/830	75709	1800	Warm White	3000	82	12,000	A	10
22	225	16	FC22W/T5/840	75710	1800	Cool White	4000	82	12,000	A	10
22	225	16	FC22W/T5/865	75711	1670	Daylight	6500	82	12,000	A	10
40	300	16	FC40W/T5/827	75712	3300	Extra Warm White	2700	82	12,000	A	10
40	300	16	FC40W/T5/830	75713	3300	Warm White	3000	82	12,000	A	10
40	300	16	FC40W/T5/840	75715	3300	Cool White	4000	82	12,000	A	10
40	300	16	FC40W/T5/865	75716	3000	Daylight	6500	82	12,000	B	10
55	300	16	FC55W/T5/827	75717	4000	Extra Warm White	2700	82	12,000	B	10
55	300	16	FC55W/T5/830	75718	4000	Warm White	3000	82	12,000	B	10
55	300	16	FC55W/T5/840	75719	4000	Cool White	4000	82	12,000	B	10
55	300	16	FC55W/T5/865	75720	3640	Daylight	6500	82	12,000	B	10



Wattage (W)	Length (mm)	Diameter (mm)	Product Description	Product Code	Initial Lumen (at 25°C) (lm)	Colour Type	CCT (K)	CRI (Ra)	Rated Average Life (3-hr cycle)(h)	EEC	Pack Qty
16	604	26	F18/T8/830/16W/WM	73605	1300	Warm White	3000	85	15,000	A	25
16	604	26	F18/T8/835/16W/WM	73606	1300	White	3500	85	15,000	A	25
16	604	26	F18/T8/840/16W/WM	73607	1300	Cool White	4000	85	15,000	A	25
16	604	26	F18/T8/860/16W/WM	73608	1230	Daylight	6000	85	15,000	A	25
32	1,200	26	F36/T8/830/32W/WM	96748	2750	Warm White	3000	85	15,000	A	25
32	1,200	26	F36/T8/835/32W/WM	96749	2750	White	3500	85	15,000	A	25
32	1,200	26	F36/T8/840/32W/WM	96750	2750	Cool White	4000	85	15,000	A	25
32	1,200	26	F36/T8/860/32W/WM	96747	2600	Daylight	6000	85	15,000	A	25



Wattage (W)	Length (mm)	Diameter (mm)	Product Description	Product Code	Initial Lumen (at 25°C) (lm)	Colour Type	CCT (K)	CRI (Ra)	Rated Average Life (3-hr cycle)(h)	EEC	Pack Qty
18	604	26	F18/T8/830/POLYLUX/LL	70980	1350	Warm White	3000	85	24,000	A	25
18	604	26	F18/T8/840/POLYLUX/LL	70981	1350	Cool White	4000	85	24,000	A	25
36	1,200	26	F36/T8/830/POLYLUX/LL	43508	3350	Warm White	3000	85	24,000	A	25
36	1,200	26	F36/T8/840/POLYLUX/LL	43509	3350	Cool White	4000	85	24,000	A	25
58	1,500	26	F58/T8/830/POLYLUX/LL	43510	5200	Warm White	3000	85	24,000	A	25
58	1,500	26	F58/T8/840/POLYLUX/LL	43511	5200	Cool White	4000	85	24,000	A	25
70	1,778	26	F70/T8/830/POLYLUX/LL	43513	6300	Warm White	3000	85	24,000	A	25
70	1,778	26	F70/T8/840/POLYLUX/LL	43514	6300	Cool White	4000	85	24,000	A	25



Linear Fluorescent Lamps

Wattage (W)	Length (mm)	Diameter (mm)	Product Description	Product Code	Initial Lumen (at 25°C) (lm)	Colour Type	CCT (K)	CRI (Ra)	Rated Average Life (3-hr cycle) (h)	EEC	Pack Qty
15	451.6	26	F15W/T8/827/POLYLUX	23247	1000	Extra Warm White	2720	85	15,000	B	25
15	451.6	26	F15W/T8/830/POLYLUX	23248	1000	Warm White	2940	85	15,000	B	25
15	451.6	26	F15W/T8/840/POLYLUX	23249	1000	Cool White	4040	85	15,000	B	25
18	604	26	F18W/T8/827/POLYLUX	93315	1350	Extra Warm White	2720	85	15,000	A	25
18	604	26	F18W/T8/830/POLYLUX	93319	1350	Warm White	2940	85	15,000	A	25
18	604	26	F18W/T8/835/POLYLUX	93311	1350	White	3450	85	15,000	A	25
18	604	26	F18W/T8/840/POLYLUX	93317	1350	Cool White	4040	85	15,000	A	25
18	604	26	F18W/T8/860/POLYLUX	12606	1300	Daylight	6400	85	15,000	A	25
30	908.8	26	F30W/T8/827/POLYLUX	18138	2450	Extra Warm White	2720	85	15,000	A	25
30	908.8	26	F30W/T8/830/POLYLUX	18141	2450	Warm White	2940	85	15,000	A	25
30	908.8	26	F30W/T8/840/POLYLUX	18142	2450	Cool White	4040	85	15,000	A	25
36	1,213.6	26	F36W/T8/827/POLYLUX	19977	3350	Extra Warm White	2720	85	15,000	A	25
36	1,213.6	26	F36W/T8/830/POLYLUX	18192	3350	Warm White	2940	85	15,000	A	25
36	970	26	F36W-1M/T8/830/POLYLUX	23260	3350	Warm White	2940	85	15,000	A	25
36	1,213.6	26	F36W/T8/835/POLYLUX	19991	3350	White	3450	85	15,000	A	25
36	1,213.6	26	F36W/T8/840/POLYLUX	16856	3350	Cool White	4040	85	15,000	A	25
36	970	26	F36W-1M/T8/840/POLYLUX	23262	3350	Cool White	4040	85	15,000	A	25
36	1,213.6	26	F36W/T8/860/POLYLUX	12942	3250	Daylight	6400	85	15,000	A	25
58	1,514.2	26	F58W/T8/827/POLYLUX	93330	5200	Extra Warm White	2720	85	15,000	A	25
58	1,514.2	26	F58W/T8/830/POLYLUX	93334	5200	Warm White	2940	85	15,000	A	25
58	1,514.2	26	F58W/T8/835/POLYLUX	93331	5200	White	3450	85	15,000	A	25
58	1,514.2	26	F58W/T8/840/POLYLUX	93333	5200	Cool White	4040	85	15,000	A	25
58	1,514.2	26	F58W/T8/860/POLYLUX	12943	5000	Daylight	6400	85	15,000	A	25
70	1,778	26	F70W/T8/830/POLYLUX	42791	6300	Warm White	2940	85	15,000	A	25
70	1,778	26	F70W/T8/835/POLYLUX	42792	6300	White	3450	85	15,000	A	25
70	1,778	26	F70W/T8/840/POLYLUX	42793	6300	Cool White	4040	85	15,000	A	25



T8 covRguard™ Polylux XLR™ - with Polycarbonate Shield, G13 Cap

18	600	26	F18W/T8/830/CVG	17203	1300	Warm White	2950	85	15,000	A	25
18	600	26	F18W/T8/835/CVG	17204	1300	White	3400	85	15,000	A	25
18	600	26	F18W/T8/840/CVG	17205	1300	Cool White	4000	85	15,000	A	25
36	1200	26	F36W/T8/830/CVG	17208	3250	Warm White	2950	85	15,000	A	25
36	1200	26	F36W/T8/835/CVG	17202	3250	White	3400	85	15,000	A	25
36	1200	26	F36W/T8/840/CVG	17209	3250	Cool White	4000	85	15,000	A	25
58	1500	26	F58W/T8/830/CVG	12403	5050	Warm White	2950	85	15,000	A	25
58	1500	26	F58W/T8/835/CVG	12405	5050	White	3400	85	15,000	A	25
58	1500	26	F58W/T8/840/CVG	12407	5050	Cool White	4000	85	15,000	A	25
70	1800	26	F70W/T8/835/CVG	12423	6100	White	3400	85	15,000	A	25
70	1800	26	F70W/T8/840/CVG	12424	6100	Cool White	4000	85	15,000	A	25



Wattage (W)	Length (mm)	Diameter (mm)	Product Description	Product Code	Initial Lumen (at 25°C) (lm)	Colour Type	CCT (K)	CRI (Ra)	Rated Average Life (3-hr cycle) (h)	EEC	Pack Qty
15	451.6	26	F15W/29	29527	850	Warm White	2940	51	9,000	B	25
15	451.6	26	F15W/35	29531	850	White	3450	54	9,000	B	25
15	451.6	26	F15W/33	29524	850	Cool White	4040	58	9,000	B	25
15	451.6	26	F15W/55	29687	550	Northlight	6300	93	9,000	B	25
15	451.6	26	F15W/54	29534	750	Daylight	6400	76	9,000	B	25
18	604	26	F18W/29	29546	1150	Warm White	2940	51	9,000	B	25
18	604	26	F18W/35	37139	1150	White	3450	54	9,000	B	25
18	604	26	F18W/25	29548	1100	Natural White	4000	70	9,000	B	25
18	604	26	F18W/33	35098	1150	Cool White	4040	58	9,000	B	25
18	604	26	F18W/54	34883	1050	Daylight	6400	76	9,000	B	25
30	908.8	26	F30W/29	18145	2250	Warm White	2940	51	9000	B	25
30	908.8	26	F30W/35	18147	2250	White	3450	54	9,000	B	25
30	908.8	26	F30W/25	17525	1900	Natural White	4000	70	9,000	B	25
30	908.8	26	F30W/33	18137	2175	Cool White	4040	58	9,000	B	25
30	908.8	26	F30W/54	18146	1900	Daylight	6400	76	9,000	B	25
36	1,213.6	26	F36W/29	29565	2850	Warm White	2850	51	9,000	B	25
36	1,213.6	26	F36W/35	37734	2850	White	3450	54	9,000	B	25
36	1,213.6	26	F36W/25	29568	2600	Natural White	4000	70	9,000	B	25
36	1,213.6	26	F36W/33	35099	2850	Cool White	4040	58	9,000	B	25
36	970	26	F36W-1M/33	92518	2600	Cool White	4040	58	9,000	B	25
36	1,213.6	26	F36W/54	34886	2500	Daylight	6400	76	9,000	B	25
36	970	26	F36W-1M/54	92519	2350	Daylight	6400	76	9,000	B	25
38	1,050	26	F38W/35	92520	2850	White	3450	54	9,000	B	25
58	1,514.2	26	F58W/29	29571	4600	Warm White	2940	51	9,000	B	25
58	1,514.2	26	F58W/35	37627	4600	White	3450	54	9,000	B	25
58	1,514.2	26	F58W/25	29577	4100	Natural White	4000	70	9,000	B	25
58	1,514.2	26	F58W/33	29570	4600	Cool White	4040	58	9,000	B	25
58	1,514.2	26	F58W/54	29580	4000	Daylight	6400	76	9,000	B	25
70	1,778	26	F70W/35	40683	5550	White	3450	54	9,000	B	25
70	1,778	26	F70W/33	40679	5450	Cool White	4040	58	9,000	B	25



Wattage (W)	Length (mm)	Diameter (mm)	Product Description	Product Code	Initial Lumen (at 25°C) (lm)	Colour Type	CCT (K)	CRI (Ra)	Rated Average Life (3-hr cycle) (h)	Pack Qty
-------------	-------------	---------------	---------------------	--------------	------------------------------	-------------	---------	----------	-------------------------------------	----------

T8 Slimline - Fa8 Cap

35	1,800	26	F72T8/CW	10829	3000	Cool White	4150	62	7,500	24
50	2,400	26	F96T8/CW	10912	4050	Cool White	4150	62	7,500	24



Linear Fluorescent Lamps



Wattage [W]	Diameter [mm]	Tube diameter [mm]	Product Description	Product Code	Initial Lumen (at 25°C) [lm]	Colour Type	CCT [K]	CRI [Ra]	Rated Average Life (3-hr cycle) [h]	EEC	Pack Qty
T9 Circline™ - G10Q cap											
22	215.9	28.5	FC22W/T9/33	10455	1000	Cool White	4040	58	5,000	B	12
22	215.9	28.5	FC22W/T9/54	10454	875	Daylight	6400	75	5,000	B	12
32	304.8	28.5	FC32W/T9/33	10462	1825	Cool White	4040	62	5,000	B	12
32	304.8	28.5	FC32W/T9/54	10456	1550	Daylight	6400	75	5,000	B	12
40	406.4	28.5	FC40W/T9/33	10474	2700	Cool White	4040	62	5,000	B	12
40	406.4	28.5	FC40W/T9/54	10508	2500	Daylight	6400	75	5,000	B	12



Wattage [W]	Length [mm]	Diameter [mm]	Product Description	Product Code	Initial Lumen (at 25°C) [lm]	Colour Type	CCT [K]	CRI [Ra]	Rated Average Life (3-hr cycle) [h]	Pack Qty
T12 Slimline - Fa8 Cap										
75	2,400	38	F96T12/CW	25619	6150	Cool White	4150	60	12,000	15



T17 Powergroove - R17d Cap										
215	2,400	54	F96PG17/CW	11009	14000	Cool White	4150	60	10,000	8



Wattage [W]	Length [mm]	Tube diameter [mm]	Product Description	Product Code	Initial Lumen (at 25°C) [lm]	Colour Type	CCT [K]	CRI [Ra]	Rated Average Life (3-hr cycle) [h]	EEC	Pack Qty
Mod-U-Line™ - 2G13 Cap											
40	525	26	F40W/UT8/835	29904	3250	White	3500	80+	7,500	A	20
40	525	26	F40W/UT8/35	29891	2875	White	3450	54	7,500	B	20
40	525	26	F40W/UT8/33	29892	2875	Cool White	4040	58	7,500	B	20



Wattage [W]	Product Description	Product Code	Pack Qty
Starter			
Single 4-65W	155/501/4/65W/UNIV/BX	36536	250
Single 4-65W	155/501/4/65W/UNIV/IND	36537	2000
Series 4-8W, 15-22W	155/200/4-22W/TANDEM/BX	36711	250
Series 4-8W, 15-22W	155/200/4-22W/TANDEM/IND	36714	2000
Single 75-140W	155/800/75-140W/BX	37864	250
Single 75-115W	155/801/75-115W/IND	37974	2000

Brand cross reference

The following pages show GE and alternative brand Order Codes. These cross references are provided as a quick guide and may only represent a near equivalent to other brands. The table contains data from alternative brands' catalogues and website.

	GE	OSRAM	PHILIPS	SLI
	T5 Watt-Miser™ High Efficiency			
14W	F14/T5/830/WM	-	-	-
	F14/T5/835/WM	-	-	-
	F14/T5/865/WM	-	-	-
	F14/T5/840/WM	-	-	-
21W	F21/T5/830/WM	-	-	-
	F21/T5/835/WM	-	-	-
	F21/T5/840/WM	-	-	-
	F21/T5/865/WM	-	-	-
28W	F28/T5/830/WM	-	-	-
	F28/T5/835/WM	-	-	-
	F28/T5/840/WM	-	-	-
	F28/T5/865/WM	-	-	-
35W	F35/T5/830/WM	-	-	-
	F35/T5/835/WM	-	-	-
	F35/T5/840/WM	-	-	-
	F35/T5/865/WM	-	-	-
	T5 Watt-Miser™ High Output			
24W	F24/T5/830/WM	-	-	-
	F24/T5/835/WM	-	-	-
	F24/T5/840/WM	-	-	-
	F24/T5/865/WM	-	-	-
39W	F39/T5/830/WM	-	-	-
	F39/T5/835/WM	-	-	-
	F39/T5/840/WM	-	-	-
	F39/T5/865/WM	-	-	-
49W	F49/T5/830/WM	-	-	-
	F49/T5/835/WM	-	-	-
	F49/T5/840/WM	-	-	-
	F49/T5/865/WM	-	-	-
54W	F54/T5/830/WM	-	-	-
	F54/T5/835/WM	-	-	-
	F54/T5/840/WM	-	-	-
	F54/T5/865/WM	-	-	-
80W	F80/T5/830/WM	-	-	-
	F80/T5/835/WM	-	-	-
	F80/T5/840/WM	-	-	-
	F80/T5/865/WM	-	-	-
	T5 LongLast™ High Efficiency			
		Lumilux T5 HE	Master TL5 HE	T5 Luxline Plus FHE
14W	F14W/T5/827/LL	FH14W/827HE	14W/827	-
	F14W/T5/830/LL	FH14W/830HE	14W/830	FHE14W/830
	F14W/T5/835/LL	FH14W/835HE	-	-
	F14W/T5/840/LL	FH14W/840HE	14W/840	FHE14W/840
	F14W/T5/865/LL	FH14W/865HE	14W/865	FHE14W/860
21W	F21W/T5/827/LL	FH21W/827HE	21W/827	-
	F21W/T5/830/LL	FH21W/830HE	21W/830	FHE21W/830
	F21W/T5/835/LL	FH21W/835HE	-	-
	F21W/T5/840/LL	FH21W/840HE	21W/840	FHE21W/840
	F21W/T5/865/LL	FH21W/865HE	21W/865	FHE21W/860
28W	F28W/T5/827/LL	FH28W/827HE	28W/827	-
	F28W/T5/830/LL	FH28W/830HE	28W/830	FHE28W/830
	F28W/T5/835/LL	FH28W/835HE	-	-
	F28W/T5/840/LL	FH28W/840HE	28W/840	FHE28W/840
	F28W/T5/865/LL	FH28W/865HE	28W/865	FHE28W/860
35W	F35W/T5/827/LL	FH35W/827HE	35W/827	-
	F35W/T5/830/LL	FH35W/830HE	35W/830	FHE35W/830
	F35W/T5/835/LL	FH35W/835HE	-	-
	F35W/T5/840/LL	FH35W/840HE	35W/840	FHE35W/840
	F35W/T5/865/LL	FH35W/865HE	35W/865	FHE35W/860



Linear Fluorescent Lamps

GE		OSRAM	PHILIPS	SLI
T5 LongLast™ High Output		Lumilux T5 HO	Master TL5 HO	T5 Luxline Plus FHO
24W	F24W/T5/827/LL	FH24W/827HO	24W/827	-
	F24W/T5/830/LL	FH24W/830HO	24W/830	FHO24W/830
	F24W/T5/835/LL	FH24W/835HO	-	-
	F24W/T5/840/LL	FH24W/840HO	24W/840	FHO24W/840
	F24W/T5/865/LL	FH24W/865HO	24W/865	FHO24W/860
39W	F39W/T5/827/LL	FH39W/827HO	39W/827	-
	F39W/T5/830/LL	FH39W/830HO	39W/830	FHO39W/830
	F39W/T5/835/LL	FH39W/835HO	-	-
	F39W/T5/840/LL	FH39W/840HO	39W/840	FHO39W/840
	F39W/T5/865/LL	FH39W/865HO	39W/865	FHO39W/860
49W	F49W/T5/827/LL	FH49W/827HO	49W/827	-
	F49W/T5/830/LL	FH49W/830HO	49W/830	FHO49W/830
	F49W/T5/835/LL	FH49W/835HO	-	-
	F49W/T5/840/LL	FH49W/840HO	49W/840	FHO49W/840
	F49W/T5/865/LL	FH49W/885HO	49W/865	FHO49W/860
54W	F54W/T5/827/LL	FH54W/827HO	54W/827	-
	F54W/T5/830/LL	FH54W/830HO	54W/830	FHO54W/830
	F54W/T5/835/LL	FH54W/835HO	-	-
	F54W/T5/840/LL	FH54W/840HO	54W/840	FHO54W/840
	F54W/T5/865/LL	FH54W/865HO	54W/865	FHO54W/860
80W	F80W/T5/827/LL	FH80W/827HO	80W/827	-
	F80W/T5/830/LL	FH80W/830HO	80W/830	FHO80W/830
	F80W/T5/835/LL	FH80W/835HO	-	-
	F80W/T5/840/LL	FH80W/840HO	80W/840	FHO80W/840
	F80W/T5/865/LL	FH80W/865HO	80W/865	FHO80W/860
T5 covRguard™ High Output		Split Control	Secura	-
24W	F24W/T5/830/ECO/CVG	-	-	-
	F24W/T5/835/ECO/CVG	-	-	-
	F24W/T5/841/ECO/CVG	-	MASTER TL5 HO Secura 24W/840	-
	F24W/T5/850/ECO/CVG	-	-	-
	F24W/T5/865/ECO/CVG	-	-	-
39W	F39W/T5/830/ECO/CVG	-	-	-
	F39W/T5/835/ECO/CVG	-	-	-
	F39W/T5/841/ECO/CVG	-	-	-
	F39W/T5/850/ECO/CVG	-	-	-
	F39W/T5/865/ECO/CVG	-	-	-
54W	F54W/T5/830/ECO/CVG	-	-	-
	F54W/T5/835/ECO/CVG	-	-	-
	F54W/T5/841/ECO/CVG	HO 54W/840 SPS 10X1	MASTER TL5 HO Secura 54W/840	-
	F54W/T5/850/ECO/CVG	-	-	-
	F54W/T5/865/ECO/CVG	-	-	-
T5 Miniature Standard		Energy Saver (Basic) T5 short	TL Mini	T5 Standard
4W	F4W/T5/35	-	-	-
	F4W/T5/33	L4W/640	4W/33-640	F4W/133
6W	F6W/T5/35	-	-	-
	F6W/T5/33	L6W/640	6W/33-640	F6W/133
8W	F8W/T5/29	-	-	F8W/129
	F8W/T5/35	-	-	-
	F8W/T5/33	L8W/640	8W/33-640	F8W/133
13W	F13W/T5/29	-	-	F13W/129
	F13W/T5/35	-	-	-
	F13W/T5/33	L13W/640	13W/33-640	F13W/133



Brand cross reference

	GE	OSRAM	PHILIPS	SLI
	T5 Miniature Triphosphore	Lumilux T5 short	Master TL Mini Super 80	T5 Luxline Plus
8W	F8W/T5/827	L8W/827	8W/827	-
	F8W/T5/840	L8W/840	8W/840	F8W/840
13W	F13W/T5/827	L13W/840	13W/840	-
	T5 Miniature Specfill Standard - Emergency Lighting	Emergency Lighting (Basic) T5 short	-	T5 Emergency
6W	F6W/T5/33/SPECFILL	L6W/640	-	F6W/133 Emergency
8W	F8W/T5/35/SPECFILL	-	-	F8W/135 Emergency
	F8W/T5/33/SPECFILL	L8W/640	-	F8W/133 Emergency
	T5 Miniature Specfill Triphosphore - Emergency Lighting	-	-	T5 Emergency
6W	F6W/T5/840/SPECFILL	-	-	-
8W	F8W/T5/840/SPECFILL	-	-	F8W/1840 Emergency
	F8W/T5/865/SPECFILL	-	-	-
13W	F13W/T5/840/SPECFILL	-	-	-
	T5 Circline™	Lumilux T5 FC	Master TL5 Circular	T5 Standard
22W	FC22W/T5/827	FC22W/827	-	-
	FC22W/T5/830	FC22W/830	22W/830	-
	FC22W/T5/840	FC22W/840	22W/840	-
	FC22W/T5/865	FC22W/865	-	-
40W	FC40W/T5/827	FC40W/827	40W/827	-
	FC40W/T5/830	FC40W/830	40W/830	-
	FC40W/T5/840	FC40W/840	40W/840	-
	FC40W/T5/865	FC40W/865	-	-
55W	FC55W/T5/827	FC55W/827	-	-
	FC55W/T5/830	FC55W/830	55W/830	-
	FC55W/T5/840	FC55W/840	55W/840	-
	FC55W/T5/865	FC55W/865	-	-
	T8 Watt-Miser™	-	Master TL-D Eco	-
16W	F18/T8/830/16W/WM	-	16W/830	-
	F18/T8/835/16W/WM	-	-	-
	F18/T8/840/16W/WM	-	16W/840	-
	F18/T8/860/16W/WM	-	16W/865	-
32W	F36/T8/830/32W/WM	-	32W/830	-
	F36/T8/835/32W/WM	-	-	-
	F36/T8/840/32W/WM	-	32W/840	-
	F36/T8/860/32W/WM	-	32W/865	-
	T8 PolyLux XL^R™ LongLast™	Lumilux XT T8	Master TL-D Xtra	-
18W	F18W/T8/830/POLYLUX/LL	L18W/830XT	18W/830	-
	F18W/T8/840/POLYLUX/LL	L18W/840XT	18W/840	-
36W	F36W/T8/830/POLYLUX/LL	L36W/830XT	36W/830	-
	F36W/T8/840/POLYLUX/LL	L36W/840XT	36W/840	-
58W	F58W/T8/830/POLYLUX/LL	L58W/830XT	58W/830	-
	F58W/T8/840/POLYLUX/LL	L58W/840XT	58W/840	-
70W	F70W/T8/830/POLYLUX/LL	-	70W/830	-
	F70W/T8/840/POLYLUX/LL	-	-	-

Linear Fluorescent Lamps

GE		OSRAM	PHILIPS	SLI
T8 PolyLux XL [®] ™		Lumilux T8	Master TL-D Super 80	T8 Luxline Plus
15W	F15W/T8/827/POLYLUX	L15W/827	15W/827	F15W/827
	F15W/T8/830/POLYLUX	L15W/830	15W/830	F15W/830
	F15W/T8/840/POLYLUX	L15W/840	15W/840	F15W/840
18W	F18W/T8/827/POLYLUX	L18W/827	18W/827	F18W/827
	F18W/T8/830/POLYLUX	L18W/830	18W/830	F18W/830
	F18W/T8/835/POLYLUX	L18W/835	-	F18W/835
	F18W/T8/840/POLYLUX	L18W/840	18W/840	F18W/840
	F18W/T8/860/POLYLUX	L18W/865	18W/865	F18W/860
30W	F30W/T8/827/POLYLUX	L30W/827	30W/827	F30W/827
	F30W/T8/830/POLYLUX	L30W/830	30W/830	F30W/830
	F30W/T8/840/POLYLUX	L30W/840	30W/840	F30W/840
36W	F36W-1M/T8/830/POLYLUX	-	36W/830-1m	-
	F36W-1M/T8/840/POLYLUX	L36W/840-1	36W/840-1m	-
	F36W/T8/827/POLYLUX	L36W/827	36W/827	F36W/827
	F36W/T8/830/POLYLUX	L36W/830	36W/830	F36W/830
	F36W/T8/835/POLYLUX	L36W/835	-	F36W/835
	F36W/T8/840/POLYLUX	L36W/840	36W/840	F36W/840
	F36W/T8/860/POLYLUX	L36W/865	36W/865	F36W/865
58W	F58W/T8/827/POLYLUX	L58W/827	58W/827	F58W/827
	F58W/T8/830/POLYLUX	L58W/830	58W/830	F58W/830
	F58W/T8/835/POLYLUX	L58W/835	-	F58W/835
	F58W/T8/840/POLYLUX	L58W/840	58W/840	F58W/840
	F58W/T8/860/POLYLUX	L58W/865	58W/865	F58W/860
70W	F70W/T8/830/POLYLUX	-	70W/830	F70W/830
	F70W/T8/835/POLYLUX	L70W/835	-	F70W/840
	F70W/T8/840/POLYLUX	L70W/840	70W/840	-
T8 covRguard™ PolyLux XL[®]™		Split Control	Secura	-
18W	F18W/T8/830/CVG	-	MASTER TL-D Secura18W/830	-
	F18W/T8/835/CVG	-	-	-
	F18W/T8/840/CVG	L18W/840 SPS VS12	MASTER TL-D Secura 18W/830	-
36W	F36W/T8/830/CVG	-	MASTER TL-D Secura 36W/830	-
	F36W/T8/840/CVG	L36W/840 SPS VS12	MASTER TL-D Secura 36W/830	-
58W	F58W/T8/830/CVG	-	MASTER TL-D Secura 58W/830	-
	F58W/T8/835/CVG	-	-	-
	F58W/T8/840/CVG	L58W/840 SPS VS12	MASTER TL-D Secura 58W/840	-
70W	F70W/T8/835/CVG	-	-	-
	F70W/T8/840/CVG	-	-	-
T8 Standard Halophosphate		Energy Saver (Basic) T8	TL-D	T8 Standard
15W	F15W/29	-	-	-
	F15W/35	-	-	-
	F15W/33	L15W/640	15W/33-640	-
	F15W/55	-	-	-
	F15W/54	L15W/765	F15W/54-765	-
18W	F18W/29	-	-	F18W/129
	F18W/35	-	-	F18W/135
	F18W/25	-	-	F18W/125
	F18W/33	L18W/640	18W/33-640	F18W/133
	F18W/54	L18W/765	18W/54-765	F18W/154
30W	F30W/29	-	-	-
	F30W/35	-	-	-
	F30W/25	-	-	-
	F30W/33	L30W/640	30W/33-640	-
	F30W/54	L30W/765	30W/54-765	-



Brand cross reference

GE		OSRAM	PHILIPS	SLI
T8 Standard Halophosphate		Energy Saver (Basic) T8	TL-D	T8 Standard
36W	F36W-1M/33	L36W/640-1	36W/33-640-1m	-
	F36W-1M/54		36W/54-765-1m	-
	F36W/25	-	-	F36W/125
	F36W/29	-	-	F36W/129
	F36W/33	L36W/640	36W/33-640	F36W/133
	F36W/35	-	-	F36W/135
	F36W/54	L36W/765	36W/54-765	F36W/154
38W	F38W/35	-	-	-
58W	F58W/25	-	-	F58W/125
	F58W/29	-	-	F58W/129
	F58W/33	L58W/640	58W/33-640	F58W/133
	F58W/35	-	-	F58W/135
	F58W/54	L58W/765	58W/54-765	F58W/154
70W	F70W/33	L70W/640	70W/33-640	F70W/133
	F70W/35	-	-	F70W/135
T9 Circline™		T9C	Master TL-E Circular Super 80	T8 Circline
22W	FC22W/T9/54	L22W/765C	22W/54-765	F22W/154
	FC22W/T9/33	L22W/640C	22W/33-640	F22W/133
32W	FC32W/T9/54	L32W/765C	32W/54-765	F32W/154
	FC32W/T9/33	L32W/640C	32W/33-640	F32W/133
40W	FC40W/T9/33	L40W/640C	40W/33-640	F40W/133
	FC40W/T9/54	L40W/765C	40W/54-765	F40W/154

Compact Fluorescent Lamps Non-Integrated

The smart way for an efficient professional lighting application with GE non-integrated compact fluorescent lamps.

GE lighting has one of the most extensive range of compact fluorescent light sources available, providing extra energy saving with the Watt-Miser™ concept and long life performance with the LongLast™ range, which can be ideal for almost every application. Since compact fluorescent bulbs use less energy, these products save you money on your electricity bill and help protect the environment.

In response to the demand from the market for a lower energy consumption GE has developed the extra energy saving 2D™ Watt-Miser™.


GE Watt-Miser™ is a new generation of lamp family where end users can save additional energy versus regular compact fluorescent lamps on the market. Currently this unique GE 2D™ range has this extra feature where extra energy saving can reach up to 12%.

GE LongLast™ plug-in range is over the standard, and can last up to 20,000 hours.

The range is wide, having this long life performance from 10-80W in variety of different product shapes.

GE Biax™ lamps offers:

- Extra energy saving – up to 12%
- Long life – up to 20,000 hours
- High industry standard efficacy level
- Wide range of colour, wattage
- Suitable for dimming and motion detection
- Robust technical design
- High quality product
- Low running cost
- Warranty
- Environmentally friendly



Advanced lighting technologies

Standard Biax™ D&T upgraded to LongLast™

For Maintenance Saving



Our new compact fluorescent LongLast™ lamps provide increased service life which significantly reduces replacement and maintenance costs. They are ultra compact energy saving fluorescent lamps with new, innovative double & triple tube designs giving an ideal light source for small fixtures and downlighters.

GE LongLast™ guarantees the same light output in any burning position. It can be used in closed luminaires and outdoor applications too without significant light loss due to GE Amalgam technology providing stable lumen performance within a wide temperature range.

- Standard product has been upgraded to LongLast™
- Retrofit – can be used with existing fittings and control gears
- 20% life increase on 2-pin and 60% life increase on 4-pin range
- Reduces replacement and maintenance costs
- Best in class versus competition – standard price at premium performance
- Further energy saving with dimming possibilities
- Available in warm to cool temperatures (2700 – 6500K)

LongLast™

Standard 2D™ upgraded to Watt-Miser™

For Energy Saving



New 2D™ Watt-Miser™ lamps are energy saving compact fluorescent tubes formed into a “2D” shape. All types are available with a 4-pin cap which permits use with conventional or electronic control gear, dimming and emergency lighting circuits.

2D™ lamps use rare earth triphosphors to give high efficacy with good colour rendering properties.

This new range of GE 2D™ Watt-Miser™ compact fluorescent lamps give additional energy savings, even on standard control gear.

- Direct replacements for 16-21-28-38W standard 2D™ range
- Unique shape suitable for broad range of applications
- Interchangeable – can be used with existing fittings and control gear
- Excellent for circular light distribution
- Extra 5-12% energy saving depending on lamp/gear/environment
- The only 'A' class energy 2D™ lamp on the market
- Highest saving of 12% using 28W in high frequency operation – fast payback
- Best performance at the best running cost on the market!

2DWattMiser™



2D™ Watt-Miser™ The next generation of 2D™ lamps



The new 2D™ Watt-Miser™ lamps are energy saving compact fluorescent tubes. Available in either 16W, 21W, 28W, or 38W versions, in a wide choice of colour temperatures. These lamps are a direct replacement for existing 2D™ lamps, delivering market leading life, with excellent energy saving performance that is unique to GE!

2D™ Watt-Miser™ lamps provide similar lumen output as standard 2D™ lamps, with an energy saving of up to 12% dependent upon ballast and wattage.



Key benefits

- Reduced energy consumption
- The only 'A' Class energy rated 2D™ lamp
- Maintains market leading lumen maintenance
- Retrofit products to existing fittings and ballasts
- 2 and 4 pin versions

Application areas

2D™ Watt-Miser™ lamps are suitable for a wide range of exterior and interior applications:

- Residential
- Domestic
- Utility areas
- Task lighting
- Hotels/offices/restaurants
- Emergency lighting
- Decorative installations



Energy saving possibilities

	16W			21W			28W			38W		
	W/ Electronic gear	W/ Standard gear	Lumen	W/ Electronic gear	W/ Standard gear	Lumen	W/ Electronic gear	W/ Standard gear	Lumen	W/ Electronic gear	W/ Standard gear	Lumen
2D™ Watt-Miser™	14.05	14.84	1100	18.76	19.61	1350	24.24	26.74	2150	34	37.41	3000
Standard GE 2D™ lamp	15.4	15.75	1150	20.17	21.17	1450	27.57	28.05	2250	37.28	38.68	3000
Saving	8.8%	5.8%		7%	7.4%		12.1%	4.7%		8.8%	3.3%	

Selector

Biax™ S



Biax™ S - 2pin

Cap: G23
Wattages: 5-7-9-11W
Colours: 2700 - 6500K
Life: 10,000Hrs
Page: 65



Biax™ S/E - 4pin

Cap: 2G7
Wattages: 5-7-9-11W
Colours: 2700 - 6500K
Life: 10,000Hrs
Page: 65

Biax™ D



Biax™ D - 2pin

Cap: G24d
Wattages: 10-13-18-26W
Colours: 2700 - 6500K
Life: 12,000Hrs
Page: 65



Biax™ D/E - 4pin

Cap: G24q
Wattage: 10-13-18-26W
Colors: 2700 - 6500K
Life: 20,000Hrs
Page: 66

LongLast™

Biax™ T



Biax™ T - 2pin

Cap: GX24d
Wattages: 13-18-26-32W
Colours: 2700 - 6500K
Life: 12,000Hrs
Page: 66



Biax™ T/E - 4pin

Cap: GX24q
Wattages: 13-18-26-32-42W
Colours: 2700 - 6500K
Life: 20,000Hrs
Page: 66-67

LongLast™

Biax™ Q



Biax™ Q/E - 4pin

Cap: GX24q
Wattages: 57-70W
Colours: 2700 - 5000K
Life: 20,000Hrs
Page: 67

LongLast™

Biax™ L



Biax™ L - 4pin

Cap: 2G11
Wattages: 18-26-36-40-55-80W
Colours: 2700 - 6500K
Life: 12,000-20,000Hrs
Page: 67

LongLast™

2D™



2D™ - 4pin

Cap: GR8, GR10q
Wattages: 10-16-28-38-55W
Colours: 2700 - 6000K
Life: 8,000-15,000Hrs
Page: 68

WattMiser™



Biax™ 2D™ - 2pin

Cap: GR10q, GRY10q
Wattages: 16-28W
Colours: 2700 - 6000K
Life: 12,000Hrs
Page: 68

WattMiser™



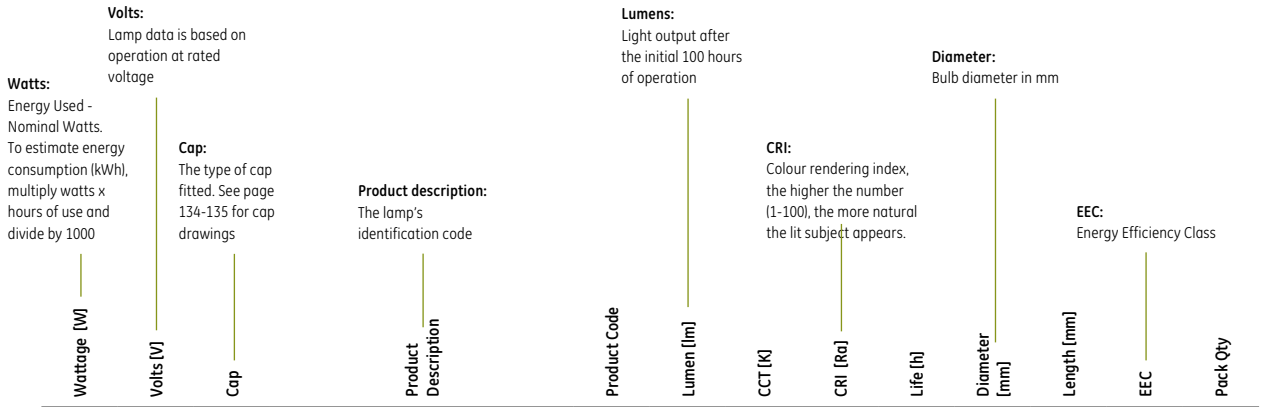
Biax™ 2D™ Intergral

Cap: GR210d, GR210t
Wattages: 18-30W
Colours: 2700 - 6000K
Life: 10,000Hrs
Page: 68

Compact Fluorescent Lamps Non-Integrated

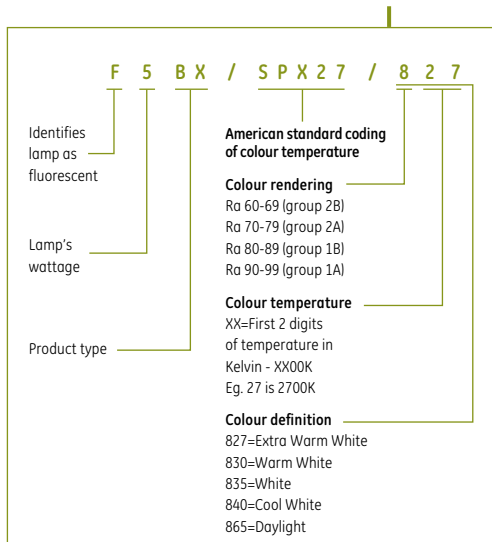
Product identification

The following glossary of terms will help you when selecting lamps in this section. Within each product line, lamps are divided into families - within these families, lamps are listed by wattage. The Product Description can be used as a quick reference to each product's attributes. Where Life or Average Life are stated we refer to the industry standard definition of how many hours of operation 50% of a given installation will exceed. All Biax™ CFL lamps manufactured with the high quality PolyLux triphosphor technology.



Biax™ S 2-pin, Internal Starter

5	35	G23	F5BX/SPX27/827	37654	265	2700	82	10,000	32	107.5	A	10
5	35	G23	F5BX/SPX41/840	37661	265	4000	82	10,000	32	107.5	A	10
7	47	G23	F7BX/SPX27/827	37846	425	2700	82	10,000	32	136.5	A	10



CCT: Colour temperature - Kelvin [K]. The visual warmth or coolness of the light. The higher the number the whiter or cooler the light appears

Product code: It is important to use this code when ordering to ensure that you receive the exact product you require

Life: The point in time when 50% of installed lamps are still burning

Length: Total length including the length of the pin in mm

Pack quantity: Number of product units packed in a case

Wattage (W)	Volts (V)	Cap	Product Description	Product Code	Lumen (lm)	CCT (K)	CRI (Ra)	Life (h)	Diameter (mm)	Length (mm)	EEC	Pack Qty
5	35	G23	F5BX/SPX27/827	37654	265	2700	82	10,000	32	107.5	A	10
5	35	G23	F5BX/SPX41/840	37661	265	4000	82	10,000	32	107.5	A	10
7	47	G23	F7BX/SPX27/827	37846	425	2700	82	10,000	32	136.5	A	10
7	47	G23	F7BX/830	38930	425	3000	82	10,000	32	136.5	A	10
7	47	G23	F7BX/SPX35/835	37659	425	3500	82	10,000	32	136.5	A	10
7	47	G23	F7BX/SPX41/840	37660	425	4000	82	10,000	32	136.5	A	10
7	47	G23	F7BX/865	38984	425	6500	82	10,000	32	136.5	A	10
9	60	G23	F9BX/827	37651	600	2700	82	10,000	32	167	A	10
9	60	G23	F9BX/830	38929	600	3000	82	10,000	32	167	A	10
9	60	G23	F9BX/SPX35/835	37652	600	3500	82	10,000	32	167	A	10
9	60	G23	F9BX/SPX41/840	37653	600	4000	82	10,000	32	167	A	10
9	60	G23	F9BX/865	38985	600	6500	82	10,000	32	167	A	10
11	91	G23	F11BX/827	37663	900	2700	82	10,000	32	237	A	10
11	91	G23	F11BX/830	38928	900	3000	82	10,000	32	237	A	10
11	91	G23	F11BX/835	37666	900	3500	82	10,000	32	237	A	10
11	91	G23	F11BX/840	37664	900	4000	82	10,000	32	237	A	10
11	91	G23	F11BX/840	38986	900	6500	82	10,000	32	237	A	10



Biax™ S/E 4-pin, External Starter Required

5	35	2G7	F5BX/827/4P	37714	265	2700	82	10,000	37.5	92	A	10
5	35	2G7	F5BX/840/4P	37715	265	4000	82	10,000	37.5	92	A	10
7	47	2G7	F7BX/827/4P	37658	425	2700	82	10,000	37.5	121	A	10
7	47	2G7	F7BX/840/4P	37716	425	4000	82	10,000	37.5	121	A	10
9	60	2G7	F9BX/827/4P	37710	600	2700	82	10,000	37.5	151	A	10
9	60	2G7	F9BX/840/4P	37711	600	4000	82	10,000	37.5	151	A	10
11	91	2G7	F11BX/827/4P	37717	900	2700	82	10,000	37.5	222	A	10
11	91	2G7	F11BX/840/4P	37713	900	4000	82	10,000	37.5	222	A	10
11	91	2G7	F11BX/865/4P	12603	900	6500	82	10,000	37.5	222	A	10



Biax™ D 2-pin, Internal Starter

10	64	G24d-1	F10DBXT4/SPX27/827	12872	600	2700	82	12,000	34.4	108.5	B	10
10	64	G24d-1	F10DBXT4/SPX30/830	12874	600	3000	82	12,000	34.4	108.5	B	10
10	64	G24d-1	F10DBXT4/SPX35/835	12875	600	3500	82	12,000	34.4	108.5	B	10
10	64	G24d-1	F10DBXT4/SPX41/840	12876	600	4000	82	12,000	34.4	108.5	B	10
10	64	G24d-1	F10DBXT4/SPX65/865	12997	600	6500	82	12,000	34.4	108.5	B	10
13	91	G24d-1	F13DBXT4/SPX27/827	18557	900	2700	82	12,000	34.4	133	A	10
13	91	G24d-1	F13DBXT4/SPX30/830	12956	900	3000	82	12,000	34.4	133	A	10
13	91	G24d-1	F13DBXT4/SPX35/835	18559	900	3500	82	12,000	34.4	133	A	10
13	91	G24d-1	F13DBXT4/SPX41/840	20532	900	4000	82	12,000	34.4	133	A	10
13	91	G24d-1	F13DBXT4/SPX65/865	13015	900	6500	82	12,000	34.4	133	A	10
18	100	G24d-2	F18DBXT4/SPX27/827	12860	1200	2700	82	12,000	34.4	154	B	10
18	100	G24d-2	F18DBXT4/SPX30/830	12861	1200	3000	82	12,000	34.4	154	B	10
18	100	G24d-2	F18DBXT4/SPX35/835	12863	1200	3500	82	12,000	34.4	154	B	10
18	100	G24d-2	F18DBXT4/SPX41/840	12864	1200	4000	82	12,000	34.4	154	B	10
18	100	G24d-2	F18DBXT4/SPX65/865	13017	1200	6500	82	12,000	34.4	154	B	10
26	105	G24d-3	F26DBXT4/SPX27/827	35250	1800	2700	82	12,000	34.4	169.5	B	10
26	105	G24d-3	F26DBXT4/SPX30/830	35237	1800	3000	82	12,000	34.4	169.5	B	10
26	105	G24d-3	F26DBXT4/SPX35/835	35251	1800	3500	82	12,000	34.4	169.5	B	10
26	105	G24d-3	F26DBXT4/SPX41/840	35252	1800	4000	82	12,000	34.4	169.5	B	10
26	105	G24d-3	F26DBXT4/SPX65/865	35305	1800	6500	82	12,000	34.4	169.5	B	10



Compact Fluorescent Lamps Non-Integrated



Wattage (W)	Volts (V)	Cap	Product Description	Product Code	Lumen (lm)	CCT (K)	CRI (Ra)	Life (h)	Diameter (mm)	Length (mm)	EFC	Pack Qty
Biax™ D/E LongLast™ 4-pin, External Starter Required												
10	64	G24q-1	F10DBX/SPX27/827/4P	30031	600	2700	82	20,000	34.4	101	B	10
10	64	G24q-1	F10DBX/SPX30/830/4P	12877	600	3000	82	20,000	34.4	101	B	10
10	64	G24q-1	F10DBX/SPX35/835/4P	30032	600	3500	82	20,000	34.4	101	B	10
10	64	G24q-1	F10DBX/SPX41/840/4P	30034	600	4000	82	20,000	34.4	101	B	10
13	91	G24q-1	F13DBX/SPX27/827/4P	30035	900	2700	82	20,000	34.4	125.5	A	10
13	91	G24q-1	F13DBX/SPX30/830/4P	10580	900	3000	82	20,000	34.4	125.5	A	10
13	91	G24q-1	F13DBX/SPX35/835/4P	30037	900	3500	82	20,000	34.4	125.5	A	10
13	91	G24q-1	F13DBX/SPX41/840/4P	30038	900	4000	82	20,000	34.4	125.5	A	10
18	100	G24q-2	F18DBX/SPX27/827/4P	12865	1200	2700	82	20,000	34.4	146.5	B	10
18	100	G24q-2	F18DBX/SPX30/830/4P	12866	1200	3000	82	20,000	34.4	146.5	B	10
18	100	G24q-2	F18DBX/SPX35/835/4P	12869	1200	3500	82	20,000	34.4	146.5	B	10
18	100	G24q-2	F18DBX/SPX41/840/4P	12870	1200	4000	82	20,000	34.4	146.5	B	10
26	105	G24q-3	F26DBX/SPX27/827/4P	35247	1800	2700	82	20,000	34.4	162	B	10
26	105	G24q-3	F26DBX/SPX30/830/4P	35235	1800	3000	82	20,000	34.4	162	B	10
26	105	G24q-3	F26DBX/SPX35/835/4P	35248	1800	3500	82	20,000	34.4	162	B	10
26	105	G24q-3	F26DBX/SPX41/840/4P	35236	1800	4000	82	20,000	34.4	162	B	10



Wattage (W)	Volts (V)	Cap	Product Description	Product Code	Lumen (lm)	CCT (K)	CRI (Ra)	Life (h)	Diameter (mm)	Length (mm)	EFC	Pack Qty
Biax™ T 2-pin with Amalgam, Internal Starter												
13	91	GX24d-1	F13TBX/827/A/2P	35940	900	2700	82	12,000	49.2	112.9	A	10
13	91	GX24d-1	F13TBX/SPX30/830/A/2P	35966	900	3000	82	12,000	49.2	112.9	A	10
13	91	GX24d-1	F13TBX/SPX41/A/2P	35941	900	4000	82	12,000	49.2	112.9	A	10
18	100	GX24d-2	F18TBX/SPX27/827/A/2P	35945	1200	2700	82	12,000	49.2	127.4	B	10
18	100	GX24d-2	F18TBX/SPX30/830/A/2P	35944	1200	3000	82	12,000	49.2	127.4	B	10
18	100	GX24d-2	F18TBX/SPX35/835/A/2P	35937	1200	3500	82	12,000	49.2	127.4	B	10
18	100	GX24d-2	F18TBX/SPX41/840/A/2P	35939	1200	4000	82	12,000	49.2	127.4	B	10
26	105	GX24d-3	F26TBX/SPX27/827/A/2P	35959	1800	2700	82	12,000	49.2	137.4	B	10
26	105	GX24d-3	F26TBX/SPX30/830/A/2P	35952	1800	3000	82	12,000	49.2	137.4	B	10
26	105	GX24d-3	F26TBX/SPX41/840/A/2P	35964	1800	4000	82	12,000	49.2	137.4	B	10
26	105	GX24d-3	F26TBX/SPX65/865/A/2P	35965	1800	6500	82	12,000	49.2	137.4	B	10



Wattage (W)	Volts (V)	Cap	Product Description	Product Code	Lumen (lm)	CCT (K)	CRI (Ra)	Life (h)	Diameter (mm)	Length (mm)	EFC	Pack Qty
Biax™ T 2-pin, Electronic Starter												
26	105	GX24d-3	F26TBX/SPX30/830/2P	92703	1800	3000	82	12,000	49.2	137.4	B	10
26	105	GX24d-3	F26TBX/SPX41/840/2P	92702	1800	4000	82	12,000	49.2	137.4	B	10



Wattage (W)	Volts (V)	Cap	Product Description	Product Code	Lumen (lm)	CCT (K)	CRI (Ra)	Life (h)	Diameter (mm)	Length (mm)	EFC	Pack Qty
Biax™ T/E LongLast™ 4-pin with Amalgam, External Starter Required												
13	91	GX24q-1	F13TBX/SPX27/827/A/4P	34391	900	2700	82	20,000	49.2	106.2	A	10
13	91	GX24q-1	F13TBX/SPX30/830/A/4P	34395	900	3000	82	20,000	49.2	106.2	A	10
13	91	GX24q-1	F13TBX/SPX35/835/A/4P	34400	900	3500	82	20,000	49.2	106.2	A	10
13	91	GX24q-1	F13TBX/SPX41/840/A/4P	34387	900	4000	82	20,000	49.2	106.2	A	10
18	100	GX24q-2	F18TBX/SPX27/827/A/4P	34392	1200	2700	82	20,000	49.2	120.7	B	10
18	100	GX24q-2	F18TBX/SPX30/830/A/4P	34396	1200	3000	82	20,000	49.2	120.7	B	10
18	100	GX24q-2	F18TBX/SPX35/835/A/4P	34405	1200	3500	82	20,000	49.2	120.7	B	10
18	100	GX24q-2	F18TBX/SPX41/840/A/4P	34385	1200	4000	82	20,000	49.2	120.7	B	10
26	105	GX24q-3	F26TBX/SPX27/827/A/4P	34393	1800	2700	82	20,000	49.2	130.7	B	10
26	105	GX24q-3	F26TBX/SPX30/830/A/4P	34397	1800	3000	82	20,000	49.2	130.7	B	10
26	105	GX24q-3	F26TBX/SPX35/835/A/4P	34406	1800	3500	82	20,000	49.2	130.7	B	10
26	105	GX24q-3	F26TBX/SPX41/840/A/4P	34381	1800	4000	82	20,000	49.2	130.7	B	10



Wattage (W)	Volts (V)	Cap	Product Description	Product Code	Lumen (lm)	CCT (K)	CRI (Ra)	Life (h)	Diameter (mm)	Length (mm)	EEC	Pack Qty
Biax™ T/E LongLast™ 4-pin with Amalgam, External Starter Required (continued)												
32	100	GX24q-3	F32TBX/SPX27/827/AP4P	39377	2400	2700	82	20,000	49.2	138.7	B	10
32	100	GX24q-3	F32TBX/SPX30/830/AP4P	39378	2400	3000	82	20,000	49.2	138.7	B	10
32	100	GX24q-3	F32TBX/SPX35/835/A/4P	39379	2400	3500	82	20,000	49.2	138.7	B	10
32	100	GX24q-3	F32TBX/SPX41/840/A/4P	39380	2400	4000	82	20,000	49.2	138.7	B	10
42	135	GX24q-4	F42TBX/827/A/4P	46312	3200	2700	82	20,000	49.2	163.2	B	10
42	135	GX24q-4	F42TBX/830/A/4P	46313	3200	3000	82	20,000	49.2	163.2	B	10
42	135	GX24q-4	F42TBX/835/A/4P	46314	3200	3500	82	20,000	49.2	163.2	B	10
42	135	GX24q-4	F42TBX/841/A/4P	46315	3200	3000	82	20,000	49.2	163.2	B	10



Biax™ Q/E LongLast™ 4-pin

57	155	GX24q-5	F57Q8X/827/A/4P/LL	45213	4300	2700	82	20,000	58.3	180.7	B	10
57	155	GX24q-5	F57Q8X/830/A/4P/LL	45204	4300	3000	82	20,000	58.3	180.7	B	10
57	155	GX24q-5	F57Q8X/835/A/4P/LL	45202	4300	3500	82	20,000	58.3	180.7	B	10
57	155	GX24q-5	F57Q8X/840/A/4P/LL	45201	4300	4000	82	20,000	58.3	180.7	B	10
70	199	GX24q-6	F70Q8X/830/A/4P/LL	45208	5200	3000	82	20,000	58.3	208.2	B	10
70	199	GX24q-6	F70Q8X/835/A/4P/LL	45219	5200	3500	82	20,000	58.3	208.2	B	10
70	199	GX24q-6	F70Q8X/840/A/4P/LL	45218	5200	4000	82	20,000	58.3	208.2	B	10



Biax™ L LongLast™ 4-pin, External Starter Required

18	61	2G11	F18BX/827	41087	1250	2700	82	10,000	43.8	231.8	B	25
18	61	2G11	F18BX/830	41088	1250	3000	82	10,000	43.8	231.8	B	25
18	61	2G11	F18BX/835	41089	1250	3500	82	10,000	43.8	231.8	B	25
18	61	2G11	F18BX/840	41090	1250	4000	82	10,000	43.8	231.8	B	25
24	91	2G11	F24BX/827	41128	1800	2700	82	10,000	43.8	326.8	B	25
24	91	2G11	F24BX/830	41134	1800	3000	82	10,000	43.8	326.8	B	25
24	91	2G11	F24BX/835	41145	1800	3500	82	10,000	43.8	326.8	B	25
24	91	2G11	F24BX/840	41155	1800	4000	82	10,000	43.8	326.8	B	25
34	120	2G11	F34BX/830	41163	2800	3000	82	10,000	43.8	541.8	A	25
34	120	2G11	F34BX/835	41166	2800	3500	82	10,000	43.8	541.8	A	25
34	120	2G11	F34BX/840	41167	2800	4000	82	10,000	43.8	541.8	A	25
36	112	2G11	F36BX/827	41307	2900	2700	82	10,000	43.8	421.8	A	25
36	112	2G11	F36BX/830	41168	2900	3000	82	10,000	43.8	421.8	A	25
36	112	2G11	F36BX/835	41169	2900	3500	82	10,000	43.8	421.8	A	25
36	112	2G11	F36BX/840	41170	2900	4000	82	10,000	43.8	421.8	A	25
40	126	2G11	F40BX/830	41171	3500	3000	82	20,000	43.8	541.8	A	25
40	126	2G11	F40BX/835	41172	3500	3500	82	20,000	43.8	541.8	A	25
40	126	2G11	F40BX/840	41173	3500	4000	82	20,000	43.8	541.8	A	25
55	100	2G11	F55BX/830	41174	4800	3000	82	20,000	43.8	541.8	A	25
55	100	2G11	F55BX/835	41260	4800	3500	82	20,000	43.8	541.8	A	25
55	100	2G11	F55BX/840	41298	4800	4000	82	20,000	43.8	541.8	A	25
80	145	2G11	F80BX/830	88726	6000	3000	82	20,000	43.8	568.8	A	25
80	145	2G11	F80BX/835	88727	6000	3500	82	20,000	43.8	568.8	A	25
80	145	2G11	F80BX/840	88728	6000	4000	82	20,000	43.8	568.8	A	25



Biax L 18, 24, 34 and 36W lamps' rated life is 20,000 hours when operating on high frequency electronic ballast.



Compact Fluorescent Lamps Non-Integrated



Wattage (W)	Volts (V)	Cap	Product Description	Product Code	Lumen (lm)	CCT (K)	CRI (Ra)	Life (h)	Diameter (mm)	Length (mm)	EEC	Pack Qty
2D™ Watt-Miser™												
16	98	GR8	F162D/827	41744	1100	2700	82	12,000	138	142	A	20
16	98	GR8	F162D/835	41745	1100	3500	82	12,000	138	142	A	20
16	80	GR10q	F162D/827/4P	41746	1100	2700	82	12,000	138	142	A	20
16	80	GR10q	F162D/830/4P	75066	1100	3000	82	12,000	138	142	A	20
16	80	GR10q	F162D/835/4P	41747	1100	3500	82	12,000	138	142	A	20
16	98	GR8	F162D/860	41749	1100	6000	82	12,000	138	142	A	20
21	80	GR10q	F212D/827/4P	41794	1375	2700	82	12,000	138	142	A	20
21	80	GR10q	F212D/835/4P	41806	1375	3500	82	12,000	138	142	A	20
21	80	GR10q	F212D/860/4P	41808	1375	6000	82	12,000	138	142	A	20
28	108	GR8	F282DT5/827/2P	10546	2150	2700	82	15,000	202	204	A	20
28	95	GR10q	F282DT5/827/4P	10547	2150	2700	82	15,000	202	204	A	20
28	95	GR10q	F282DT5/830/4P	75068	2150	3000	82	15,000	202	204	A	20
28	95	GR10q	F282DT5/835/4P	10567	2150	3500	82	15,000	202	204	A	20
28	95	GR10q	F282DT5/840/4P	10548	2150	4000	82	15,000	202	204	A	20
38	97	GR10q	F382DT5/827/4P	10550	3000	2700	82	15,000	202	204	A	20
38	97	GR10q	F382DT5/830/4P	75067	3000	3000	82	15,000	202	204	A	20
38	97	GR10q	F382DT5/835/4P	10566	3000	3500	82	15,000	202	204	A	20



Wattage (W)	Volts (V)	Cap	Product Description	Product Code	Lumen (lm)	CCT (K)	CRI (Ra)	Life (h)	Diameter (mm)	Length (mm)	EEC	Pack Qty
Biax™ 2D™												
10	72	GR10q	F10W/2D/827/4P	88105	650	2700	82	8,000	92	95	B	20
10	72	GR10q	F10W/2D/835/4P	88106	650	3500	82	8,000	92	95	B	20
55	78	GRY10q-3	F552D/827/A4P	37523	3900	2700	82	10,000	202	206	B	20
55	78	GRY10q-3	F552D/835/A4P	37528	3900	3500	82	10,000	202	206	B	20



Wattage (W)	Volts (V)	Cap	Product Description	Product Code	Lumen (lm)	CCT (K)	CRI (Ra)	Life (h)	Diameter (mm)	Length (mm)	EEC	Pack Qty
Biax™ 2D™ with Integral Control Gear												
18	207-253	GRZ10d	FLE18W2D/827 GRZ10D	18122	1200	2700	80	10,000	137	141	A	10
18	207-253	GRZ10d	FLE18W2D/830 GRZ10D	18121	1200	3000	80	10,000	137	141	A	10
18	207-253	GRZ10d	FLE18W2D/835 GRZ10D	18123	1200	3500	80	10,000	137	141	A	10
18	207-253	GRZ10d	FLE18W2D/840 GRZ10D	18120	1200	4000	80	10,000	137	141	A	10
30	207-253	GRZ10t	FLE30W2D/827 GRZ10T	18124	2150	2700	80	10,000	202	206	A	10
30	207-253	GRZ10t	FLE30W2D/835 GRZ10T	18125	2150	3500	80	10,000	202	206	A	10
30	207-253	GRZ10t	FLE30W2D/840 GRZ10T	18127	2150	4000	80	10,000	202	206	A	10

Wattage (W)	Volts (V)	Product Description	Product Code	Diameter (mm)	Length (mm)	Pack Qty
Biax™ Q/E Electronic Ballast						
57-70	220-240	BLS/E/1X57-70W/QBX 220-240V	13248	79	123	12

Brand cross reference

The following pages show GE and alternative brand Order Codes. These cross references are provided as a quick guide and may only represent a near equivalent to other brands. The table contains data from alternative brands' catalogues and website.

GE			OSRAM	PHILIPS	SLI
	Biax™S 2pin	Colour temperature	Dulux S	Master PL-S 2	Lynx-S
5W	F5BX/827	2700	DULUX S 5W/827	PL-S 5W/827/2P	Lynx S 5W/827
	F5BX/840	4000	DULUX S 5W/840	PL-S 5W/840/2P	Lynx S 5W/840
7W	F7BX/827	2700	DULUX S 7W/827	PL-S 7W/827/2P	Lynx S 7W/827
	F7BX/830	3000	DULUX S 7W/830	PL-S 7W/830/2P	Lynx S 7W/830
	F7BX/835	3500	-	-	Lynx S 7W/835
	F7BX/840	4000	DULUX S 7W/840	PL-S 7W/840/2P	Lynx S 7W/840
9W	F7BX/865	6500	DULUX S 7W/865	-	Lynx S 7W/860
	F9BX/827	2700	DULUX S 9W/827	PL-S 9W/827/2P	Lynx S 9W/827
	F9BX/835	3500	-	-	Lynx S 9W/835
11W	F9BX/840	4000	DULUX S 9W/840	PL-S 9W/840/2P	Lynx S 9W/840
	F11BX/827	2700	DULUX S 11W/827	PL-S 11W/827/2P	Lynx S 11W/827
	F11BX/830	3000	DULUX S 11W/830	PL-S 11W/830/2P	Lynx S 11W/830
	F11BX/835	3500	-	-	Lynx S 11W/835
	F11BX/840	4000	DULUX S 11W/840	PL-S 11W/840/2P	Lynx S 11W/840
	F11BX/865	6500	DULUX S 11W/865	-	Lynx S 11W/860
	Biax™S/E 4pin		Dulux-SE	Master PL-S 4	Lynx - SE
5W	F5BX/827/4P	2700	DULUX S/E 5W/827	PL-S 5W/827/4P	Lynx SE 5W/827
	F5BX/840/4P	4000	DULUX S/E 5W/840	PL-S 5W/840/4P	Lynx SE 5W/840
7W	F7BX/827/4P	2700	DULUX S/E 7W/827	PL-S 7W/827/4P	Lynx SE 7W/827
	F7BX/840/4P	4000	DULUX S/E 7W/840	PL-S 7W/840/4P	Lynx SE 7W/840
9W	F9BX/827/4P	2700	DULUX S/E 9W/827	PL-S 9W/827/4P	Lynx SE 9W/827
	F9BX/840/4P	4000	DULUX S/E 9W/840	PL-S 9W/840/4P	Lynx SE 9W/840
11W	F11BX/827/4P	2700	DULUX S/E 11W/827	PL-S 11W/827/4P	Lynx SE 11W/827
	F11BX/840/4P	4000	DULUX S/E 11W/840	PL-S 11W/840/4P	Lynx SE 11W/840
	Biax™D 2pin		Dulux-D	Master PL-C	Lynx-D
10W	F10DBX/827	2700	DULUX D 10W/827	PL-C 10W/827/2P	Lynx D 10W/827
	F10DBX/830	3000	DULUX D 10W/830	PL-C 10W/830/2P	Lynx D 10W/830
	F10DBX/835	3500	-	-	Lynx D 10W/835
	F10DBX/840	4000	DULUX D 10W/840	PL-C 10W/840/2P	Lynx D 10W/840
13W	F10DBX/865	6500	-	-	Lynx D 10W/860
	F13DBX/827	2700	DULUX D 13W/827	PL-C 13W/827/2P	Lynx D 13W/827
	F13DBX/830	3000	DULUX D 13W/830	PL-C 13W/830/2P	Lynx D 13W/830
	F13DBX/835	3500	-	-	Lynx D 13W/835
	F13DBX/840	4000	DULUX D 13W/840	PL-C 13W/840/2P	Lynx D 13W/840
18W	F13DBX/865	6500	-	-	Lynx D 13W/860
	F18DBX/827	2700	DULUX D 18W/827	PL-C 18W/827/2P	Lynx D 18W/827
	F18DBX/830	3000	DULUX D 18W/830	PL-C 18W/830/2P	Lynx D 18W/830
	F18DBX/835	3500	-	-	Lynx D 18W/835
26W	F18DBX/840	4000	DULUX D 18W/840	PL-C 18W/840/2P	Lynx D 18W/840
	F18DBX/865	6500	-	-	Lynx D 18W/860
	F26DBX/827	2700	DULUX D 26W/827	PL-C 26W/827/2P	Lynx D 26W/827
	F26DBX/830	3000	DULUX D 26W/830	PL-C 26W/830/2P	Lynx D 26W/830
	F26DBX/835	3500	-	-	Lynx D 26W/835
	F26DBX/840	4000	DULUX D 26W/21840	PL-C 26W/840/2P	Lynx D 26W/840
	F26DBX/865	6500	-	-	Lynx D 26W/860
	Biax™D/E 4pin		Dulux-DE	Master PL-C	Lynx-DE
10W	F10DBX/827/4P/EOL	2700	DULUX D/E 10W/827	PL-C 10W/827/4P	Lynx DE 10W/827
	F10DBX/830/4P/EOL	3000	DULUX D/E 10W/830	PL-C 10W/830/4P	Lynx DE 10W/830
	F10DBX/835/4P/EOL	3500	-	-	Lynx DE 10W/835
	F10DBX/840/4P/EOL	4000	DULUX D/E 10W/840	PL-C 10W/840/4P	Lynx DE 10W/840
13W	F13DBX/827/4P/EOL	2700	DULUX D/E 13W/827	PL-C 13W/827/4P	Lynx DE 13W/827
	F13DBX/830/4P/EOL	3000	DULUX D/E 13W/830	PL-C 13W/830/4P	Lynx DE 13W/830
	F13DBX/835/4P/EOL	3500	-	-	Lynx DE 13W/835

Compact Fluorescent Lamps Non-Integrated

GE			OSRAM	PHILIPS	SLI
	Biax™D/E 4pin	Colour temperature	Dulux-DE	Master PL-C	Lynx-DE
18W	F18DBX/827/4P/EOL	2700	DULUX D/E 18W/827	PL-C 18W/827/4P	Lynx DE 18W/827
	F18DBX/830/4P/EOL	3000	DULUX D/E 18W/830	PL-C 18W/830/4P	Lynx DE 18W/830
	F18DBX/835/4P/EOL	3500	-	-	Lynx DE 18W/835
	F18DBX/840/4P/EOL	4000	DULUX D/E 18W/840	PL-C 18W/840/4P	Lynx DE 18W/840
26W	F26DBX/827/4P/EOL	2700	DULUX D/E 26W/827	PL-C 26W/827/4P	Lynx DE 26W/827
	F26DBX/830/4P/EOL	3000	DULUX D/E 26W/830	PL-C 26W/830/4P	Lynx DE 26W/830
	F26DBX/835/4P/EOL	3500	-	-	Lynx DE 26W/835
	F26DBX/840/4P/EOL	4000	DULUX D/E 26W/840	PL-C 26W/840/4P	Lynx DE 26W/840
	Biax™T 2pin		Dulux T	Master PL-T	Lynx-T
13W	F13TBX/827/A/2P	2700	DULUX T 13W/827	PL-T 13W/827/2P	-
	F13TBX/830/A/2P	3000	DULUX T 13W/830	PL-T 13W/830/2P	-
	F13TBX/835/A/2P	3500	-	-	-
	F13TBX/840/A/2P	4000	DULUX T 13W/840	PL-T 13W/840/2P	-
18W	F18TBX/827/A/2P	2700	DULUX T 18W/827	PL-T 18W/827/2P	Lynx T 18W/827
	F18TBX/830/A/2P	3000	DULUX T 18W/830	PL-T 18W/830/2P	-
	F18TBX/835/A/2P	3500	-	-	Lynx T 18W/835
	F18TBX/840/A/2P	4000	DULUX T 18W/840	PL-T 18W/840/2P	Lynx T 18W/840
26W	F18TBX/865/A/2P	6500	-	-	-
	F26TBX/827/A/2P	2700	DULUX T 26W/827	PL-T 26W/827/2P	Lynx T 26W/827
	F26TBX/830/A/2P	3000	DULUX T 26W/830	PL-T 26W/830/2P	-
	F26TBX/835/A/2P	3500	-	-	Lynx T 26W/835
	F26TBX/840/A/2P	4000	DULUX T 26W/840	PL-T 26W/840/2P	Lynx T 26W/840
	F26TBX/865/A/2P	6500	-	-	-
		Biax™T/E 4pin	Dulux T/E	Master PL-T 4pin	Lynx- TE
	13W	F13TBX/827/A/4P/EOL	2700	DULUX T/E 13W/827	PL-T 13W/827/4P
F13TBX/830/A/4P/EOL		3000	DULUX T/E 13W/830	PL-T 13W/830/4P	-
F13TBX/835/A/4P/EOL		3500	-	-	-
F13TBX/840/A/4P/EOL		4000	DULUX T/E 13W/840	PL-T 13W/840/4P	-
18W	F18TBX/827/A/4P/EOL	2700	DULUX T/E 18W/827	PL-T 18W/827/4P	Lynx TE 18W/827
	F18TBX/830/A/4P/EOL	3000	DULUX T/E 18W/830	PL-T 18W/830/4P	-
	F18TBX/835/A/4P/EOL	3500	-	-	Lynx TE 18W/835
	F18TBX/840/A/4P/EOL	4000	DULUX T/E 18W/840	PL-T 18W/840/4P	Lynx TE 18W/840
26W	F26TBX/827/A/4P/EOL	2700	DULUX T/E 26W/827	PL-T 26W/827/4P	Lynx TE 26W/827
	F26TBX/830/A/4P/EOL	3000	DULUX T/E 26W/830	PL-T 26W/830/4P	-
	F26TBX/835/A/4P/EOL	3500	-	-	Lynx TE 26W/835
	F26TBX/840/A/4P/EOL	4000	DULUX T/E 26W/840	PL-T 26W/840/4P	Lynx TE 26W/840
32W	F32TBX/827/A/4P/EOL	2700	DULUX T/E 32W/827	PL-T 32W/827/4P	Lynx TE 32W/827
	F32TBX/830/A/4P/EOL	3000	DULUX T/E 32W/830	PL-T 32W/830/4P	-
	F32TBX/835/A/4P/EOL	3500	-	-	Lynx TE 32W/835
	F32TBX/840/A/4P/EOL	4000	DULUX T/E 32W/840	PL-T 32W/840/4P	Lynx TE 32W/840
42W	F42TBX/827/A/4P/EOL	2700	DULUX T/E 32W/827	PL-T 32W/827/4P	Lynx TE 32W/827
	F42TBX/830/A/4P/EOL	3000	DULUX T/E 32W/830	PL-T 32W/830/4P	-
	F42TBX/841/A/4P/EOL	3500	-	-	Lynx TE 32W/835
	F42TBX/835/A/4P/EOL	4000	DULUX T/E 32W/840	PL-T 32W/840/4P	Lynx TE 32W/840
	Biax™Q/E 4pin		Dulux T/E	PL-T	Lynx- TE
57W	F57QBX/827/A/4P/EOL	2700	-	PL-T 57W/827/4P	-
	F57QBX/830/A/4P/EOL	3000	DULUX T/E 57W/830	PL-T 57W/830/4P	-
	F57QBX/835/A/4P/EOL	3500	-	-	-
	F57QBX/840/A/4P/EOL	4000	DULUX T/E 57W/840	PL-T 57W/840/4P	-
70W	F70QBX/827/A/4P/EOL	2700	-	-	-
	F70QBX/830/A/4P/EOL	3000	-	-	-
	F70QBX/835/A/4P/EOL	3500	-	-	-
	F70QBX/840/A/4P/EOL	4000	DULUX T/E 70W/840	-	-

Brand cross reference

GE			OSRAM	PHILIPS	SLI
	Biax™ L 4pin	Colour temperature	Dulux-L	PL-L	Lynx L & Lynx-LE
18W	F18BX/827	2700	DULUX L 18W/827	PL-L 18W/827/4P	Lynx L 18W/827
	F18BX/830	3000	DULUX L 18W/830	PL-L 18W/830/4P	Lynx L 18W/830
	F18BX/835	3500	-	-	Lynx L 18W/835
	F18BX/840	4000	DULUX L 18W/840	PL-L 18W/840/4P	Lynx L 18W/840
24W	F24BX/827	2700	DULUX L 24W/827	PL-L 24W/827/4P	Lynx L 24W/827
	F24BX/830	3000	DULUX L 24W/830	PL-L 24W/830/4P	Lynx L 24W/830
	F24BX/835	3500	-	-	Lynx L 24W/835
34W	F24BX/840	4000	DULUX L 24W/840	PL-L 24W/840/4P	Lynx L 24W/840
	F34BX/830	3000	-	-	-
	F34BX/835	3500	-	-	-
36W	F34BX/840	4000	-	-	-
	F36BX/827	2700	DULUX L 36W/827	-	Lynx L 36W/827
	F36BX/830	3000	DULUX L 36W/830	-	Lynx L 36W/830
40W	F36BX/835	3500	-	-	Lynx L 36W/835
	F36BX/840	4000	DULUX L 36W/840	-	Lynx L 36W/840
	F40BX/830	3000	DULUX L 40W/830	-	Lynx LE 40W/830
	F40BX/835	3500	-	-	Lynx LE 40W/835
55W	F40BX/840	4000	DULUX L 40W/840	-	Lynx LE 40W/840
	F55BX/830	3000	DULUX L 55W/830	-	Lynx LE 55W/830
	F55BX/835	3500	-	-	Lynx LE 55W/835
80W	F55BX/840	4000	DULUX L 55W/840	PL-L 55W/840/4P	Lynx LE 55W/840
	F80BX/830 GE 1/25	3000	DULUX L 55W/830	PL-L 80/830/4p	-
	F80BX/835 GE 1/25	3500	-	PL-L 80/835/4p	-
	F80BX/840 GE 1/25	4000	DULUX L 55W/840	PL-L 80/840/4p	-
Biax™ 2D 2pin			PL-Q 2pin		
16W	F162D/827 GE 20PK WM	2700	CFL Square 16W/827	PLQ 16W/827/2P	-
	F162D/835 GE 20PK	3500	CFL Square 16W/835	PLQ 16W/835/2P	-
	F162D/860 GE 20PK	6000	-	-	-
28W	F282DT5/827/2P BL 1/20 WM	2700	CFL Square 16W/827	-	-
Biax™ 2D 4pin			PL-Q 4pin		
10W	OT F10W/2D/827/4P GE BL 1/20	2700	-	-	-
	OT F10W/2D/835/4P GE BL 1/20	3500	-	-	-
16W	F162D/827/4P GE 20PK	2700	CFL Square 16W/827	PLQ 16W/827/4P	-
	F162D/830/4P BL1/20 WM	3000	-	PLQ 16W/830/4P	-
	F162D/835/4P GE 20PK	3500	CFL Square 16W/835	PLQ 16W/835/4P	-
21W	F212D/827/4P GE 20PK	2700	-	-	-
	F212D/835/4P GE 20PK	3500	-	-	-
	F212D/860/4P GE 20PK	6000	-	-	-
28W	F282DT5/827/4P BL 1/20 WM	2700	CFL Square 28W/827	PLQ 28W/827/4P	-
	F282D/830/4P BL1/20 WM	3000	-	PLQ 28W/830/4P	-
	F282DT5/835/4P BL 1/20 WM	3500	CFL Square 28W/835	PLQ 28W/835/4P	-
	F282DT5/840/4P BL 1/20 WM	4000	-	PLQ 28W/840/4P	-
38W	F382DT5/827/4P BL 1/20 WM	2700	CFL Square 38W/827	PLQ 38W/827/4P	-
	F382D/830/4P BL1/20 WM	3000	-	PLQ 38W/830/4P	-
	F382DT5/835/4P BL 1/20 WM	3500	CFL Square 38W/835	PLQ 38W/835/4P	-
	F55 2D/827/A 4P BL20 MIH	2700	-	-	-
55W	F55 2D/835/A 4P BL20 MIH	3500	-	-	-
	Biax™ 2D Integral				
18W	FLE18W2D/827 GRZ10D 1/10	2700	-	-	-
	FLE18W2D/830 GRZ10D 1/10	3000	-	-	-
	FLE18W2D/835 GRZ10D 1/10	3500	-	-	-
	FLE18W2D/840 GRZ10D 1/10	4000	-	-	-
30W	FLE30W2D/827 GRZ10T 1/10	2700	-	-	-
	FLE30W2D/835 GRZ10T 1/10	3500	-	-	-
	FLE30W2D/840 GRZ10T 1/10	4000	-	-	-

Compact Fluorescent Lamps Integrated

GE's new compact fluorescent lamps give you the energy saving benefits you want and the high quality lighting you expect. These lamps are the perfect alternatives to incandescent lamps.

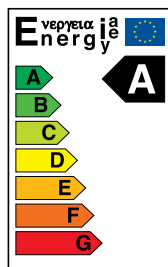
Save money on energy bills and lose nothing in quality. The benefits of GE's compact fluorescent range are:

- 80% energy efficient vs incandescent from our "A" energy labeled products
- Available in small incandescent sizes and look-a-like shapes... they fit almost everywhere!
- Guaranteed outstanding light quality throughout the lamps' life, available in various colour temperatures
- Provide quick and flicker-free start, fast warm-up
- Last long years in service from 6,000 up to 15,000 hours
- Available in a wide range of shapes - from stick, spiral to decorative form










- Meeting specific requirements with special lamps that offer dimmability, dusk to dawn operation and high switching endurance.
- Environmentally friendly solutions

Get Your shape back!

GE's brand new top performance Energy Smart™ compact fluorescent lamp is now your true look-a-like replacement of a frosted incandescent bulb... providing excellent light quality and energy savings for up to 10 years.



Advanced lighting technologies

	Stick	Spiral	Decor
HIGH PERFORMANCE	 <p>Stick T3 Extra Mini 15,000 hours standard/fast/20,000</p>	 <p>Spiral T2 15,000 hours standard/fast/20,000</p> <p>Dimmable Spiral T3 10,000 hours standard/fast/5,000</p> <p>Spiral T4 HPF 10,000 hours standard/fast/5,000</p>	 <p>Energy Smart™ T2 10,000 hours - 9 and 11W instant/fast/5,000</p> <p>15 and 20W instant/slow/5,000</p>
PREMIUM	 <p>Stick T3 Mini 10,000 hours instant/fast/5,000</p> <p>Stick T4 Senzor 6,000 hours quick/fast/5,000</p>	 <p>Spiral T2 8,000 hours quick/fast/5,000</p>	 <p>Décor Candle/Spherical/Reflector T2 6,000 hours standard/fast/5,000</p> <p>Décor GLS T2 6,000 hours quick/slow/5,000</p>
STANDARD	 <p>Stick T3 Mini Eco 6,000 hours standard/fast/5,000</p>	 <p>Spiral T3 6,000 hours quick/fast/5,000</p>	 <p>Globe T3 6,000 hours quick/slow/5,000</p> <p>Circlite T5 6,000 hours instant/fast/5,000</p>

Stick T3 Extra Mini 15,000 hours
standard/fast/20,000

Starting categories

1-1.5-2s 1-0.3s 0.3s
standard quick instant

Run up categories 60% lm

60sec 120sec
fast slow

Switching cycle



Compact Fluorescent Lamps Integrated

T3 Dimmable

These premium compact fluorescent lamps are dimmable: this means that lighting can be adjusted to suit mood and also extra energy savings can be made.

Features

- 20W T3
- Fast warm-up
- 10,000 hours life
- Reduced mercury content <2mg
- 10-100% continuous dimming



T4 High Power Factor (HPF)

The alternative to 150W GLS

- 32 Watt
- 10,000 hours life
- High Power Factor
- High wattage lamp - greater energy saving



Incandescent Upgrade

Incandescent Product Group	Compact Fluorescent Standard Substitute	Compact Fluorescent Premium Substitute	Compact Fluorescent High Performance Substitute
GLS	Stick T3 Mini Eco 6,000 hours	Stick T3 Mini 10,000 hours Spiral T2 8,000 hours GLS T2 6,000 hours	Stick T3 Extra Mini 15,000 hours Spiral T2 15,000 hours Dimmable Spiral T3 10,000 hours Energy Smart™ T2 10,000 hours
Krypton Mushroom	Stick T3 Mini Eco 6,000 hours	Stick T3 Mini 10,000 hours Spiral T2 8,000 hours GLS T2 6,000 hours	Stick T3 Extra Mini 15,000 hours Spiral T2 15,000 hours Dimmable Spiral T3 10,000 hours Energy Smart™ T2 10,000 hours
Candle		Candle T2 6,000 hours	
Spherical		Spiral T2 8,000 hours Spherical T2 6,000 hours	Spiral T2 15,000 hours Energy Smart™ T2 10,000 hours
Globe	Stick T3 Mini Eco 6,000 hours	Stick T3 Mini 10,000 hours	Stick T3 Extra Mini 15,000 hours Spiral T2 15,000 hours Dimmable Spiral T3 10,000 hours Energy Smart™ T2 10,000 hours

Energy Smart™

At last, the NEW energy saving lamp that everyone's been waiting for

Miniaturized electronics developed by GE engineers are the enabling technology of a new covered Energy Smart™ compact fluorescent lamp featuring the "T2 GE Spiral" inside the glass bulb. With this new lamp - an exclusive design achievement that GE has protected with more than 16 patents - the electronics fit in the neck of the frosted-glass bulb. The result is a profile that's virtually identical to a standard incandescent light bulb - same size and shape.

The new premium Energy Smart™ compact fluorescent bulb is available only from GE, has instant-on technology, consists of eco-friendly components and provides excellent light quality combined with massive energy savings for up to 10 years.



With a T2 tube inside

Features

- Traditional soft light bulb
- The first glass frosted compact fluorescent lamp, compliant with European Legislation
- 9, 11, 15 and 20W versions
- 80% energy saving
- 10,000 hours lifetime
- Unique GE innovation using 16 patents

a product of
ecomagination™



Compact Fluorescent Lamps Integrated

Stick



T3 Extra Mini

Cap: E27, E14, B22
Wattages: 9-23W
Colours: 827, 840, 865
Life: 15,000Hrs
Page: 79



T3 Mini

Cap: E27, E14, B22
Wattages: 9-23W
Colours: 827, 840, 865
Life: 10,000Hrs
Page: 79-80



T3 Mini Eco

Cap: E27, E14, B22
Wattages: 9-23W
Colours: 827
Life: 6,000Hrs
Page: 80



T4 Sensor

Cap: E27, B22
Wattages: 15W
Colours: 827
Life: 6,000Hrs
Page: 80



T2

Cap: E27, E14, B22
Wattages: 8-23W
Colours: 827, 840, 865
Life: 8,000Hrs,
15,000Hrs
Page: 80-81



T3

Cap: E27, E14, B22
Wattages: 11-20W
Colours: 827, 840, 865
Life: 6,000Hrs
Page: 81



T3 Dimmable

Cap: E27, B22
Wattages: 20W
Colours: 827
Life: 10,000Hrs
Page: 81

Spiral



T4 High Power Factor (HPF)

Cap: E27
Wattages: 32W
Colours: 827
Life: 10,000Hrs
Page: 81

Selector

Décor



Energy Smart™ T2

Cap: E27, B22
Wattages: 9-20W
Colours: 827
Life: 10,000Hrs
Page: 81



GLS T2/T3

Cap: E27, E14, B22
Wattages: 8-20W
Colours: 827, 840
Life: 6,000Hrs
Page: 81



Spherical T2

Cap: E27, E14, B22
Wattages: 5-7W
Colours: 827, 840, 865
Life: 6,000Hrs
Page: 82



Candle T2

Cap: E27, E14, B22
Wattages: 5-9W
Colours: 827
Life: 6,000Hrs
Page: 82



Twisted Candle T2

Cap: E27, E14, B22
Wattages: 7-9W
Colours: 827
Finish: opal and amber
Life: 6,000Hrs
Page: 83



Bent Tip Candle T2

Cap: E14
Wattages: 7W
Colours: 827
Life: 6,000Hrs
Page: 83



Reflector T2

Cap: E27, E14
Wattages: 7-11W
Colours: 827
Life: 6,000Hrs
Page: 83



Reflector Genura

Cap: E27
Wattages: 23W
Colours: 830
Life: 15,000Hrs
Page: 83



GU10 T2

Cap: GU10
Wattages: 7-9W
Colours: 827, 840
Life: 6,000Hrs
Page: 83



Globe T3

Cap: E27, B22
Wattages: 15-23W
Colours: 827, 840
Life: 6,000Hrs
Page: 82



Circlite T5

Cap: E27
Wattages: 22W
Colours: 827, 865
Life: 6,000Hrs
Page: 83

Compact Fluorescent Lamps Integrated

Product identification

The following glossary of terms will help you when selecting lamps in this section. Within each product line, lamps are divided into families - within these families, lamps are listed by wattage. The Product Description can be used as a quick reference to each product's attributes. Where Life or Average Life are stated we refer to the industry standard definition of how many hours of operation 50% of a given installation will exceed.

Watts:

Energy Used - Nominal Watts.

To estimate energy consumption (kWh), multiply watts x hours of use and divide by 1000

Cap:

The type of cap fitted. See page 134-135 for cap drawings

Lumens:

Light output after the initial 100 hours of operation

Diameter:

Bulb diameter in mm

Volts:
Lamp data is based on operation at rated voltage

Product description:
The lamp's identification code

CRI:
Colour rendering index, the higher the number (1-100), the more natural the lit subject appears.

EEC:
Energy Efficiency Class

Wattage (W)

Volts (V)

Cap

Product Description

Product Code

Lumen (lm)

CCT (K)

CRI (Ra)

Life (h)

Diameter (mm)

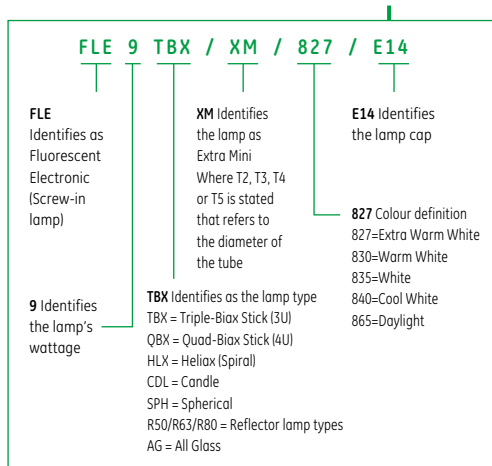
Length (mm)

EEC

Pack Qty

Electronic Stick T3 Extra Mini - 15,000 hours

9	220-240	E14	FLE9TBX/XM/827/E14	88193	480	2700	82	15,000	116.00	42.00	A	8
9	220-240	E27	FLE9TBX/XM/827/E27	88191	480	2700	82	15,000	115.00	42.00	A	8
9	220-240	B22	FLE9TBX/XM/827/B22	88210	480	2700	82	15,000	114.00	42.00	A	8



CCT:
Colour temperature - Kelvin (K). The visual warmth or coolness of the light. The higher the number the whiter or cooler the light appears

Length:
Lamp length in mm

Product code:
It is important to use this code when ordering to ensure that you receive the exact product you require

Life:
The point in time when 50% of installed lamps are still burning

Pack quantity:
Number of product units packed in a case

Wattage (W)	Volts (V)	Cap	Product Description	Product Code	Lumen (lm)	CCT (K)	CRI (Ra)	Life (h)	Length (mm)	Diameter (mm)	EEC	Pack Qty
9	220-240	E14	FLE9TBX/XM/827/E14	88193	480	2700	82	15,000	116	42	A	8
9	220-240	E27	FLE9TBX/XM/827/E27	88191	480	2700	82	15,000	115	42	A	8
9	220-240	B22	FLE9TBX/XM/827/B22	88210	480	2700	82	15,000	114	42	A	8
9	220-240	E14	FLE9TBX/XM/840/E14	43345	480	4000	82	15,000	116	42	A	10
9	220-240	E27	FLE9TBX/XM/840/E27	43346	480	4000	82	15,000	115	42	A	10
9	220-240	E27	FLE9TBX/XM/865/E27	43350	480	6500	82	15,000	115	42	A	10
11	220-240	E14	FLE11TBX/XM/827/E14	88197	600	2700	82	15,000	116	42	A	8
11	220-240	E27	FLE11TBX/XM/827/E27	88196	600	2700	82	15,000	115	42	A	8
11	220-240	B22	FLE11TBX/XM/827/B22	88198	600	2700	82	15,000	114	42	A	8
11	220-240	E14	FLE11TBX/XM/840/E14	43355	600	4000	82	15,000	116	42	A	10
11	220-240	E27	FLE11TBX/XM/840/E27	43356	600	4000	82	15,000	115	42	A	10
11	220-240	B22	FLE11TBX/XM/840/B22	43358	600	4000	82	15,000	114	42	A	10
11	220-240	E14	FLE11TBX/XM/865/E14	43360	600	6500	82	15,000	116	42	A	10
11	220-240	E27	FLE11TBX/XM/865/E27	43361	600	6500	82	15,000	115	42	A	10
15	220-240	E27	FLE15TBX/XM/827/E27	88192	900	2700	82	15,000	128	42	A	8
15	220-240	B22	FLE15TBX/XM/827/B22	88194	900	2700	82	15,000	127	42	A	8
15	220-240	E27	FLE15TBX/XM/840/E27	43366	900	4000	82	15,000	128	42	A	10
15	220-240	B22	FLE15TBX/XM/840/B22	43367	900	4000	82	15,000	127	42	A	10
15	220-240	E27	FLE15TBX/XM/865/E27	43368	900	6500	82	15,000	128	42	A	10
20	220-240	E27	FLE20TBX/XM/827/E27	88195	1200	2700	82	15,000	143	42	A	8
20	220-240	B22	FLE20TBX/XM/827/B22	88211	1200	2700	82	15,000	142	42	A	8
20	220-240	E27	FLE20TBX/XM/840/E27	43338	1200	4000	82	15,000	143	42	A	10
20	220-240	B22	FLE20TBX/XM/840/B22	43339	1200	4000	82	15,000	142	42	A	10
20	220-240	E27	FLE20TBX/XM/865/E27	43340	1200	6500	82	15,000	143	42	A	10
20	220-240	B22	FLE20TBX/XM/865/B22	43341	1200	6500	82	15,000	142	42	A	10
23	220-240	E27	FLE23QBX/XM/827/E27	23106	1500	2700	82	15,000	150.5	49.2	A	10
23	220-240	E27	FLE23QBX/XM/840/E27	23107	1500	4000	82	15,000	150.5	49.2	A	10
23	220-240	E27	FLE23QBX/XM/865/E27	23110	1500	6500	82	15,000	150.5	49.2	A	10



Electronic Stick T3 Mini - 10,000 hours

9	220-240	E14	FLE9TBX/T3/827/E14	88697	405	2700	82	10,000	117	45	A	8
9	220-240	E27	FLE9TBX/T3/827/E27	88695	405	2700	82	10,000	115	45	A	8
9	220-240	B22	FLE9TBX/T3/827/B22	88696	405	2700	82	10,000	114	46	A	8
9	220-240	E14	FLE9TBX/T3/840/E14	88700	405	4000	82	10,000	117	45	A	10
9	220-240	E27	FLE9TBX/T3/840/E27	88698	405	4000	82	10,000	115	45	A	10
9	220-240	B22	FLE9TBX/T3/840/B22	88699	405	4000	82	10,000	114	46	A	10
9	220-240	E14	FLE9TBX/T3/865/E14	88703	405	6500	82	10,000	117	45	A	10
9	220-240	E27	FLE9TBX/T3/865/E27	88701	405	6500	82	10,000	115	45	A	10
9	220-240	B22	FLE9TBX/T3/865/B22	88702	405	6500	82	10,000	114	46	A	10
11	220-240	E14	FLE11TBX/T3/827/E14	88706	640	2700	82	10,000	126	45	A	10
11	220-240	E27	FLE11TBX/T3/827/E27	72689	640	2700	82	10,000	124	45	A	8
11	220-240	B22	FLE11TBX/T3/827/B22	72690	640	2700	82	10,000	123	45	A	8
11	220-240	E14	FLE11TBX/T3/840/E14	88709	580	4000	82	10,000	126	45	A	10
11	220-240	E14	FLE11TBX/T3/865/E14	88712	580	6500	82	10,000	126	45	A	10
11	220-240	E27	FLE11TBX/T3/865/E27	75730	580	6500	82	10,000	124	45	A	8
11	220-240	B22	FLE11TBX/T3/865/B22	75731	580	6500	82	10,000	123	45	A	8



Compact Fluorescent Lamps Integrated

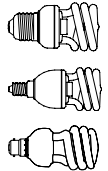
Wattage (W)	Volts (V)	Cap	Product Description	Product Code	Lumen (lm)	CCT (K)	CRI (Ra)	Life (h)	Length (mm)	Diameter (mm)	EEC	Pack Qty
Electronic Stick T3 Mini - 10,000 hours												
15	220-240	E27	FLE15TBX/T3/827/E27	72688	850	2700	82	10,000	139.5	46	A	8
15	220-240	B22	FLE15TBX/T3/827/B22	88713	850	2700	82	10,000	138.5	45	A	8
15	220-240	E27	FLE15TBX/T3/840/E27	88714	800	4000	82	10,000	139.5	46	A	10
15	220-240	B22	FLE15TBX/T3/840/B22	88715	800	4000	82	10,000	138.5	45	A	10
15	220-240	E27	FLE15TBX/T3/865/E27	88716	800	6500	82	10,000	139.5	46	A	10
15	220-240	B22	FLE15TBX/T3/865/B22	88717	800	6500	82	10,000	138.5	45	A	10
20	220-240	E27	FLE20TBX/T3/827/E27	88718	1152	2700	82	10,000	153	46	A	8
20	220-240	B22	FLE20TBX/T3/827/B22	88719	1152	2700	82	10,000	153	46	A	8
20	220-240	E27	FLE20TBX/T3/840/E27	88720	1152	4000	82	10,000	153	46	A	10
20	220-240	B22	FLE20TBX/T3/840/B22	88721	1152	4000	82	10,000	153	46	A	10
20	220-240	E27	FLE20TBX/T3/865/E27	88722	1152	6500	82	10,000	153	46	A	10
20	220-240	B22	FLE20TBX/T3/865/B22	88723	1152	6500	82	10,000	153	46	A	10
23	220-240	B22	FLE23QBX/T3/827/B22	75039	1380	2700	82	10,000	147	50	A	8
23	220-240	E27	FLE23QBX/T3/827/E27	75268	1380	2700	82	10,000	147	50	A	8
23	220-240	E27	FLE23QBX/T3/840/E27	97000	1380	4000	82	10,000	147	50	A	8
23	220-240	B22	FLE23QBX/T3/840/B22	97001	1380	4000	82	10,000	147	50	A	8
23	220-240	E27	FLE23QBX/T3/865/E27	97006	1380	6500	82	10,000	147	50	A	8
23	220-240	B22	FLE23QBX/T3/865/B22	97007	1380	6500	82	10,000	147	50	A	8
Electronic Stick T3 Mini Eco - 6,000 hours												
9	220-240	E14	FLE9TBX/T3/827/E14	40828	405	2700	82	6,000	117	45	A	10
9	220-240	E27	FLE9TBX/T3/827/E27	82896	405	2700	82	6,000	115	45	A	10
11	220-240	E14	FLE11TBX/T3/827/E14	40831	580	2700	82	6,000	126	45	A	10
11	220-240	E27	FLE11TBX/T3/827/E27	40837	580	2700	82	6,000	124	45	A	10
15	220-240	E27	FLE15TBX/T3/827/E27	26447	872	2700	82	6,000	138	45	A	10
20	220-240	E27	FLE20TBX/T3/827/E27	82911	1152	2700	82	6,000	149	46	A	10
23	220-240	E27	FLE23QBX/T3/827/E27	73210	1400	2700	82	6,000	160	55	A	10
Electronic Stick T4 Sensor - 6,000 hours												
15	220-240	E27	FLE15TBX/827/E27/T4/SENZ	88643	800	2700	82	6,000	148	56	A	8
15	220-240	B22	FLE15TBX/827/B22/T4/SENZ	70884	800	2700	82	6,000	147	56	A	8
Electronic Spiral T2 - 15,000 hours												
8	220-240	E14	FLE8HLX/T2/827/E14	76153	460	2700	80	15,000	100.5	46	A	8
8	220-240	E27	FLE8HLX/T2/827/E27	76154	460	2700	80	15,000	88.5	46	A	8
12	220-240	E14	FLE12HLX/T2/827/E14	76155	700	2700	80	15,000	112.5	53	A	6
12	220-240	E27	FLE12HLX/T2/827/E27	76157	700	2700	80	15,000	100	53	A	6
15	220-240	E27	FLE15HLX/T2/827/E27	76156	950	2700	80	15,000	100	53	A	6
20	220-240	E27	FLE20HLX/T2/827/E27	76158	1200	2700	80	15,000	108	57	A	6
23	220-240	E27	FLE23HLX/T2/827/E27	76159	1450	2700	80	15,000	127	58	A	6
Electronic Spiral T2 - 8,000 hours												
8	220-240	E14	FLE8HLX/T2/827/E14	72711	460	2700	82	8,000	101	46	A	8
8	220-240	E27	FLE8HLX/T2/827/E27	72712	460	2700	82	8,000	102	46	A	8
8	220-240	B22	FLE8HLX/T2/827/B22	72713	460	2700	82	8,000	87.5	46	A	8
8	220-240	E14	FLE8HLX/T2/865/E14	71002	430	6500	82	8,000	101	46	A	10
8	220-240	E27	FLE8HLX/T2/865/E27	71003	430	6500	82	8,000	88.5	46	A	10
12	220-240	E14	FLE12HLX/T2/827/E14	72714	700	2700	82	8,000	102.5	53	A	6
12	220-240	E27	FLE12HLX/T2/827/E27	72715	700	2700	82	8,000	100	53	A	6
12	220-240	B22	FLE12HLX/T2/827/B22	72716	700	2700	82	8,000	99	53	A	6
12	220-240	E14	FLE12HLX/T2/865/E14	71004	660	6500	82	8,000	102.5	53	A	10
12	220-240	E14	FLE12HLX/T2/865/E27	71005	660	6500	82	8,000	102.5	53	A	10



Wattage (W)	Volts (V)	Cap	Product Description	Product Code	Lumen (lm)	CCT (K)	CRI (Ra)	Life (h)	Length (mm)	Diameter (mm)	EEC	Pack Qty
-------------	-----------	-----	---------------------	--------------	------------	---------	----------	----------	-------------	---------------	-----	----------

Electronic Spiral T2 - 8,000 hours

15	220-240	E27	FLE15HLX/T2/827/E27	72717	950	2700	82	8,000	102	54	A	6
15	220-240	B22	FLE15HLX/T2/827/B22	72718	950	2700	82	8,000	101	54	A	6
15	220-240	E27	FLE15HLX/T2/865/E27	71006	900	6500	82	8,000	102	54	A	10
20	220-240	E27	FLE20HLX/T2/827/E27	88680	1200	2700	82	8,000	118	60	A	6
20	220-240	B22	FLE20HLX/T2/827/B22	88681	1200	2700	82	8,000	118	60	A	6
20	220-240	E27	FLE20HLX/T2/840/E27	88684	1200	4000	82	8,000	118	60	A	10
20	220-240	E27	FLE20HLX/T2/865/E27	88685	1152	6500	82	8,000	118	60	A	10
23	220-240	E27	FLE23HLX/T2/827/E27	88686	1380	2700	82	8,000	140	60	A	6
23	220-240	B22	FLE23HLX/T2/827/B22	88687	1380	2700	82	8,000	140	60	A	6
23	220-240	E27	FLE23HLX/T2/840/E27	88690	1380	4000	82	8,000	140	60	A	10
23	220-240	E27	FLE23HLX/T2/865/E27	88691	1242	6500	82	8,000	140	60	A	10



Electronic Spiral T3 Dimmable - 10,000 hours

20	220-240	E27	FLE20HLX/T3/827/E27	97030	1152	2700	82	10,000	138	60	A	6
20	220-240	B22	FLE20HLX/T3/827/B22	97031	1152	2700	82	10,000	138	60	A	6



Electronic Spiral T3 - 6,000 hours

11	220-240	E27	FLE11HLX/T3/827/E27	82926	580	2700	82	6,000	120	48	A	10
11	220-240	B22	FLE11HLX/T3/827/B22	70620	580	2700	82	6,000	120	48	A	10
11	220-240	E27	FLE11HLX/T3/865/E27	43271	580	6500	82	6,000	120	46	A	10
20	220-240	E27	FLE20HLX/T3/827/E27	82941	1152	2700	82	6,000	128	61	A	10
20	220-240	B22	FLE20HLX/T3/827/B22	88123	1152	2700	82	6,000	128	61	A	10
20	220-240	E27	FLE20HLX/T3/865/E27	43270	1152	6500	82	6,000	128	59	A	10



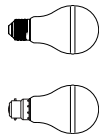
Electronic Spiral T4 High Power Factor (HPF) - 10,000 hours

32	220-240	E27	FLE32HLX/T4/827/E27/HPF	76152	2100	2700	80	10,000	172	66	A	6
----	---------	-----	-------------------------	-------	------	------	----	--------	-----	----	---	---



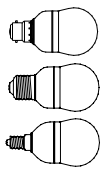
Electronic Energy Smart™ T2 - 10,000 hours

9	220-240	E27	FLE9AG/T2/827/E27	97034	450	2700	82	10,000	119	60	A	6
9	220-240	B22	FLE9AG/T2/827/B22	97041	450	2700	82	10,000	119	60	A	6
9	220-240	E27	FLE9AG/T2/865/E27	97042	450	6500	82	10,000	119	60	A	6
11	220-240	E27	FLE11AG/T2/827/E27	97044	550	2700	82	10,000	119	60	A	6
11	220-240	B22	FLE11AG/T2/827/B22	97045	550	2700	82	10,000	119	60	A	6
11	220-240	E27	FLE11AG/T2/865/E27	97052	531	6500	82	10,000	119	60	A	6
15	220-240	E27	FLE15AG/T2/865/E27	97055	800	2700	82	10,000	119	60	A	6
15	220-240	B22	FLE15AG/T2/827/E27	97053	800	2700	82	10,000	119	60	A	6
15	220-240	E27	FLE15AG/T2/827/B22	97054	800	6500	82	10,000	119	60	A	6
20	220-240	E27	FLE20AG/T3/827/E27	97056	1152	2700	82	8,000	141	60	A	6
20	220-240	B22	FLE20AG/T3/827/B22	97057	1152	2700	82	8,000	141	60	A	6
20	220-240	E27	FLE20AG/T3/865/E27	97058	1152	6500	82	8,000	141	60	A	6



Electronic GLS T2 - 6,000 hours

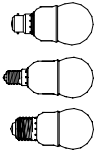
8	220-240	E14	FLE8GLS/T2/827/E14	88178	360	2700	80	6,000	103.5	52.5	A	8
8	220-240	E27	FLE8GLS/T2/827/E27	88180	360	2700	80	6,000	103.5	52.5	A	8
8	220-240	B22	FLE8GLS/T2/827/B22	88179	360	2700	80	6,000	103.5	52.5	A	8
8	220-240	E14	FLE8GLS/T2/840/E14	88151	360	4000	80	6,000	103.5	52.5	A	10
8	220-240	E27	FLE8GLS/T2/840/E27	88152	360	4000	80	6,000	103.5	52.5	A	10
12	220-240	E14	FLE12GLS/T2/827/E14	88177	600	2700	82	6,000	116	57	A	6
12	220-240	E27	FLE12GLS/T2/827/E27	88209	600	2700	82	6,000	116	57	A	6
12	220-240	B22	FLE12GLS/T2/827/B22	88208	600	2700	82	6,000	111	57	A	6
12	220-240	E14	FLE12GLS/T2/840/E14	88149	600	4000	82	6,000	115.5	57	A	10
12	220-240	E27	FLE12GLS/T2/840/E27	88150	600	4000	82	6,000	116	57	A	10
15	220-240	E27	FLE15GLS/T2/827/E27	88176	825	2700	82	6,000	123	62	A	6
15	220-240	B22	FLE15GLS/T2/827/B22	88175	825	2700	82	6,000	123	62	A	6
15	220-240	E27	FLE15GLS/T2/840/E27	88148	825	4000	82	6,000	123	62	A	10
20	220-240	B22	FLE20GLS/T3/827/B22	82150	1152	2700	82	6,000	152	77	A	6
20	220-240	E27	FLE20GLS/T3/827/E27	82151	1152	2700	82	6,000	152	77	A	6



Compact Fluorescent Lamps Integrated


Wattage (W)	Volts (V)	Cap	Product Description	Product Code	Lumen (lm)	CCT (K)	CRI (Ra)	Life (h)	Length (mm)	Diameter (mm)	EEC	Pack Qty
-------------	-----------	-----	---------------------	--------------	------------	---------	----------	----------	-------------	---------------	-----	----------

Electronic Spherical T2 - 6,000 hours



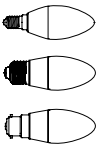
5	220-240	E14	FLE5SPH/T2/827/E14	88839	180	2700	82	6,000	100	46	A	8
5	220-240	E27	FLE5SPH/T2/827/E27	73386	180	2700	82	6,000	103	46	A	10
5	220-240	B22	FLE5SPH/T2/827/B22	88841	180	2700	82	6,000	88	46	A	8
5	220-240	E14	FLE5SPH/T2/840/E14	73387	180	4000	82	6,000	103	46	A	10
5	220-240	E27	FLE5SPH/T2/840/E27	73389	180	4000	82	6,000	103	46	A	10
5	220-240	E27	FLE5SPH/T2/865/E27	73395	162	6500	82	6,000	103	46	A	10
7	220-240	E14	FLE7SPH/T2/827/E14	88842	286	2700	82	6,000	100	46	A	8
7	220-240	B22	FLE7SPH/T2/827/B22	88844	286	2700	82	6,000	88	46	A	8
7	220-240	E27	FLE7SPH/T2/827/E27	73396	286	2700	82	6,000	103	46	A	10
7	220-240	E14	FLE7SPH/T2/840/E14	73402	286	4000	82	6,000	103	46	A	10
7	220-240	E27	FLE7SPH/T2/840/E27	73398	286	4000	82	6,000	103	46	A	10

Electronic Globe T3 - 6,000 hours



15	220-240	E27	FLE15GG/827/E27	96776	800	2700	82	6,000	158	96	A	6
15	220-240	B22	FLE15GG/827/B22	96779	800	2700	82	6,000	157	96	A	6
15	220-240	E27	FLE15GG/840/E27	96778	800	4000	82	6,000	158	96	A	6
20	220-240	E27	FLE20GG/827/E27	96780	1152	2700	82	6,000	173	106	A	6
20	220-240	B22	FLE20GG/827/B22	96784	1152	2700	82	6,000	173	106	A	6
20	220-240	E27	FLE20GG/840/E27	96794	1152	4000	82	6,000	173	106	A	6
23	220-240	E27	FLE23GG/827/E27	96793	1371	2700	82	6,000	178	111	A	6
23	220-240	B22	FLE23GG/827/B22	96791	1371	2700	82	8,000	178	111	A	6
23	220-240	E27	FLE23GG/840/E27	96790	1371	4000	82	6,000	178	111	A	6

Electronic Candle T2 - 6,000 hours



5	220-240	E14	FLE5CDL/T2/827/E14	75676	180	2700	80	6,000	109	38	A	8
5	220-240	E27	FLE5CDL/T2/827/E27	88852	180	2700	80	6,000	106	38	A	10
5	220-240	B22	FLE5CDL/T2/827/B22	88853	180	2700	80	6,000	103	38	A	10
5	220-240	E14	FLE5CDL/T2/840/E14	73408	180	4000	80	6,000	109	38	A	10
5	220-240	E27	FLE5CDL/T2/840/E27	73410	180	4000	80	6,000	109	38	A	10
5	220-240	E14	FLE5CDL/T2/865/E14	99964	162	6500	80	6,000	109	38	B	10
7	220-240	E14	FLE7CDL/T2/827/E14	75677	286	2700	80	6,000	109	38	A	8
7	220-240	E27	FLE7CDL/T2/827/E27	75311	286	2700	80	6,000	106	38	A	8
7	220-240	B22	FLE7CDL/T2/827/B22	88856	286	2700	80	6,000	103	38	A	10
7	220-240	E14	FLE7CDL/T2/840/E14	73451	286	4000	80	6,000	109	38	A	10
7	220-240	E27	FLE7CDL/T2/840/E27	73453	286	4000	80	6,000	109	38	A	10
7	220-240	E14	FLE7CDL/T2/865/E14	73584	286	6500	80	6,000	109	38	B	10

Electronic Candle T3 - 6,000 hours

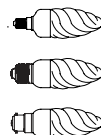


9	220-240	E14	FLE9CDL/827/E14	82147	405	2700	82	6,000	140	52	A	6
9	220-240	E27	FLE9CDL/827/E27	70893	405	2700	82	6,000	139	52	A	10
9	220-240	B22	FLE9CDL/827/B22	82145	405	2700	82	6,000	138	52	A	6

Wattage (W)	Volts (V)	Cap	Product Description	Product Code	Lumen (lm)	CCT (K)	CRI (Ra)	Life (h)	Length (mm)	Diameter (mm)	EEC	Pack Qty
-------------	-----------	-----	---------------------	--------------	------------	---------	----------	----------	-------------	---------------	-----	----------

Electronic Twisted Candle T2 - 6,000 hours

5	220-240	E14	FLE5TWSTCDL/OP/827/E14	72704	177	2700	82	6,000	114	42	A	10
5	220-240	E14	FLE5TWSTCDL/AMBER/E14	72706	177	-	82	6,000	114	42	A	10
7	220-240	E14	FLE7TWSTCDL/OP/827/E14	75312	286	2700	82	6,000	130	42	A	6
7	220-240	E27	FLE7TWSTCDL/OP/827/E27	73377	286	2700	82	6,000	130	42	A	10
7	220-240	B22	FLE7TWSTCDL/OP/827/B22	73375	286	2700	82	6,000	130	42	A	6
7	220-240	E14	FLE7TWSTCDL/AMBER/E14	72707	286	-	82	6,000	130	42	A	10
9	220-240	E14	FLE9TWSTCDL/OP/827/E14	73370	405	2700	82	6,000	139	52	A	10
9	220-240	E27	FLE9TWSTCDL/OP/827/E27	73369	405	2700	82	6,000	139	52	A	10
9	220-240	B22	FLE9TWSTCDL/OP/827/B22	73368	405	2700	82	6,000	138	52	A	10



Electronic Bent Tip Candle T2 - 6,000 hours

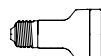
7	220-240	E14	FLE7BTCDL/OP/827/E14	88162	286	2700	82	6,000	158	42	A	10
---	---------	-----	----------------------	-------	-----	------	----	-------	-----	----	---	----



Wattage (W)	Volts (V)	Cap	Product Description	Product Code	CCT (K)	CRI (Ra)	Life (h)	Length (mm)	Diameter (mm)	Pack Qty
-------------	-----------	-----	---------------------	--------------	---------	----------	----------	-------------	---------------	----------

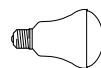
Electronic Reflector T2 - 6,000 hours

7	220-240	E14	FLE7R50/T2/827/E14	88845	2700	80	6,000	91	50	10
7	220-240	E27	FLE7R50/T2/827/E27	88846	2700	80	6,000	91	50	10
7	220-240	B22	FLE7R50/T2/827/B22	88847	2700	80	6,000	91	50	10
7	220-240	E14	FLE7R50/T2/840/E14	73403	4000	80	6,000	91	50	10
11	220-240	E14	FLE11R63/T2/827/E14	88848	2700	80	6,000	105	63	10
11	220-240	E27	FLE11R63/T2/827/E27	88849	2700	80	6,000	105	63	10
11	220-240	B22	FLE11R63/T2/827/B22	88850	2700	80	6,000	105	63	10
11	220-240	E14	FLE11R63/T2/840/E14	73405	4000	80	6,000	105	63	10



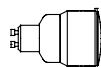
Electronic Reflector Genura R80 - 15,000 hours

23	220-240	E27	EFL23W/827/R80/E27	82174	2700	82	15,000	132	82	6
23	220-240	E27	EFL23W/830/R80/E27	92246	3000	82	15,000	132	82	6



Electronic GU10 T2 - 6,000 hours

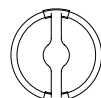
7	220-240	GU10	FLE7GU10/T2/827	73454	2700	80	6,000	86.5	50	8
7	220-240	GU10	FLE7GU10/T2/840	73380	4000	80	6,000	86.5	50	10
9	220-240	GU10	FLE9GU10/T2/827	88858	2700	80	6,000	86.5	50	10
9	220-240	GU10	FLE9GU10/T2/840	73379	4000	80	6,000	86.5	50	10



Wattage (W)	Volts (V)	Cap	Product Description	Product Code	Lumen (lm)	CCT (K)	CRI (Ra)	Life (h)	Diameter (mm)	EEC	Pack Qty
-------------	-----------	-----	---------------------	--------------	------------	---------	----------	----------	---------------	-----	----------

Electronic Circlite T5 - 6,000 hours

22	220-240	E27	FLE22/CLITE/T5/827/E27	73767	1800	2700	80	6,000	230	A	6
22	220-240	E27	FLE22/CLITE/T5/865/E27	73768	1700	6500	80	6,000	230	A	6



Halogen Lamps


Halogen lamps – clean, bright, white light.
Invented in 1958 by GE, halogen lamps provide a compact, high output, crisp, white light that delivers superior colour reproduction.

By using halogen gas which allows the lamp to burn more brightly without sacrificing life, they are more efficient than incandescent lamps at converting electricity into light, therefore giving more light for less energy and from a smaller physical size.

Why halogen?

- Crisp white light (CCT 2800K+)
- Excellent colour rendering, light close to natural (100% CRI)
- Long lasting bright light – more than 90% lumen maintenance
- Instant (re-)start – full light output immediately after switch on
- Dimmable
- Environmentally friendly technology – mercury and lead free, no electromagnetic emission

Popular for accent, display and general lighting applications in a wide variety of commercial, industrial and residential environments.



Advanced lighting technologies

Premium performance product alternatives for more efficient lighting

For Energy Saving

MR16



upgrade to



Precise MR16 IR




Infra Red MR16 - Energy Saving solution

- Up to 40% energy saving
- 5,000 hours life
- Premium quality light
- Replacement for standard MR16 lamp


Base Watt	New MR16 IR Watt	Saved Watt	Saved Energy Cost through total life
35W	20W	15W	7,5 EUR
50W	35W	15W	7,5 EUR

For Energy Saving


Standard Double Ended Linear
150, 200, 300 and 500W



upgrade to



C energy class Double Ended Linear
100, 130, 200 and 330W




C class Double Ended Linear

- Increased efficiency - C energy class
- More than 30% energy saving
- Retrofit to standard Double Ended Linear
- Full range 100-330W to replace 150-500W standard range


Base Watt	New Watt	Saved Watt	Saved Energy Cost / 1000hrs
150W	100W	50W	5 EUR
200W	130W	70W	7 EUR
300W	200W	100W	10 EUR
500W	330W	170W	17 EUR

For Energy Saving


HaloGLS, HaloCandle,
HaloSpherical, HaloReflector



upgrade to







Energy Efficient Halogen range (up to
C energy class). 18, 28, 42, 70, 100W



The 'new incandescent' lamps

- Exactly same size and appearance as an incandescent lamp
- Provides full light strength at start-up
- 30% energy saving
- Dimmable
- 2,000 hours life
- Environmentally friendly - mercury and lead free
- Excellent colour rendering, light close to natural (100% CRI)
- More than 90% lumen maintenance over life

Base Watt	New Watt				
25W	18W	No	Yes	Yes	No
40W	28W	Yes	Yes	Yes	Yes
60W	42W	Yes	Yes	Yes	Yes
100W	75W	Yes	No	No	Yes
150W	100W	Yes	No	No	No

Halogen Lamps

MR 11 Low Voltage



Standard

Cap: GU4
Wattages: 12-35W
Volts: 12
Beam Spread: 8-26°
Front: Open or Closed
Life: 3,500Hrs
Page: 89



Start

Cap: GU4
Wattages: 20-35W
Volts: 12
Beam Spread: 26°
Front: Closed
Life: 2,000Hrs
Page: 89

MR 16 Low Voltage



MR16 IR

Cap: GU5.3
Wattages: 20 and 35W
Volts: 12
Beam Spread: 24-36°
Life (hrs): 5,000Hrs
Page: 89



Precise™ ConstantColor™

Cap: GU5.3
Wattages: 20-71W
Volts: 12
Beam Spread: 12-55°
Feature: Consistent light quality and exceptional long life
Life: 4,000-6,000Hrs
Page: 89



Precise™ Bright

Cap: GU5.3
Wattages: 20-50W
Volts: 12
Beam Spread: 18-60°
Feature: Outstanding light output in a mid range lamp
Life: 5,000Hrs
Page: 89-90



Start

Cap: GU5.3
Wattages: 20-50W
Volts: 12
Beam Spread: 12-55°
Feature: Budget lamp with reliable GE quality
Life: 2,000Hrs
Page: 90



Alutech™

Cap: GU5.3
Wattages: 20-50W
Volts: 12
Beam Spread: 36-60°
Feature: For heat sensitive halogen fixtures
Life: 3,000Hrs
Page: 90

AR111 Aluminium Reflector



Standard

Cap: G53
Wattages: 35-100W
Volts: 12
Beam Spread: 8-45°
Life: 3,000Hrs
Page: 90

MR 16 & MR 20 Mains Voltage GU10 Cap



Alutech™

Cap: GU10
Wattages: 20-50W
Volts: 230-240
Beam Spread: 36°
Life: Up to 3,000Hrs
Page: 90-91



Coloured

Cap: GU10
Wattages: 50W
Volts: 240
Beam Spread: 36°
Finish: Red, Yellow or Blue
Life: 1,500Hrs
Page: 91



MR 20 Mains Tech

Cap: GU10
Wattages: 75W
Volts: 240
Beam Spread: 36°
Life: 2,000Hrs
Page: 91

G9 Mains Voltage



Clear

Cap: G9
Wattages: 25-75W
Life: 1,500-3,000Hrs
Page: 91



Frosted

Cap: G9
Wattages: 25-75W
Life (hrs): 1,500-2,000Hrs
Page: 91

Selector

Single Ended Halogen Capsules



Transversal and Axial Filament

Cap: G4 or GY6.35
Wattages: 5-100W
Life: up to 4,000Hrs
Page: 92



Low Pressure

Cap: G4 or GY6.35
Wattages: 10-75W
Life: 2,000Hrs
Page: 92



Start

Cap: G4 or GY6.35
Wattages: 10-100W
Life: 1,000Hrs
Page: 92

Double Ended Linear



Energy Saver

Cap: R7s
Wattages: 100-330W
Life: 1,000Hrs
Page: 93



IR

Cap: R7s
Wattages: 225-375W
Life: 2,000Hrs
Page: 93



Standard and Start

Cap: R7s
Wattages: 60-2000W
Life: 1,000-2,000Hrs
Page: 93

PAR 16, 20, 25, 30



PAR 16

Cap: E14
Wattages: 40W
Life: 2,000Hrs
Page: 94



PAR 20

Cap: E27
Wattages: 50W
Beam Choice: Spot or Flood
Life: 2,000Hrs
Page: 94



PAR 25

Cap: E27
Wattages: 75W
Beam Choice: Flood
Life: 3,000Hrs
Page: 94



PAR 30

Cap: E27
Wattages: 75-100W
Beam Choice: Spot or Flood
Life: 2,000-3,000Hrs
Page: 94

Energy Efficient Halogen Incandescent Shapes



HaloGLS

Cap: E27, B22
Wattages: 28-100W
Life: 2,000Hrs
Page: 94



HaloCandle

Cap: E14, E27, B15, B22
Wattages: 18-42W
Life: 2,000Hrs
Page: 95



HaloSpherical

Cap: E14, B15, E27, B22
Wattages: 18-42W
Life: 2,000Hrs
Page: 95



HaloReflector

Cap: E14, E27
Wattages: 28-70W
Life: 2,000Hrs
Page: 95

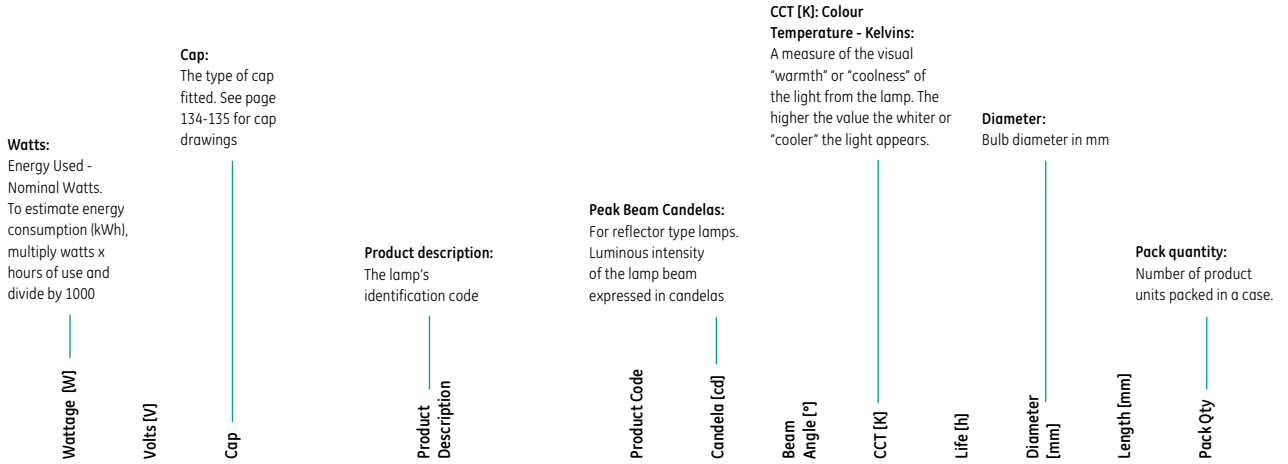
Halogen Lamps

Product identification

The following glossary of terms will help you when selecting lamps in this section. Within each product line, lamps are divided into families - within these families, lamps are listed by wattage. The Product Description can be used as a quick reference to each product's attributes. Where Life or Average Life are stated we refer to the industry standard definition of how many hours of operation 50% of a given installation will exceed.

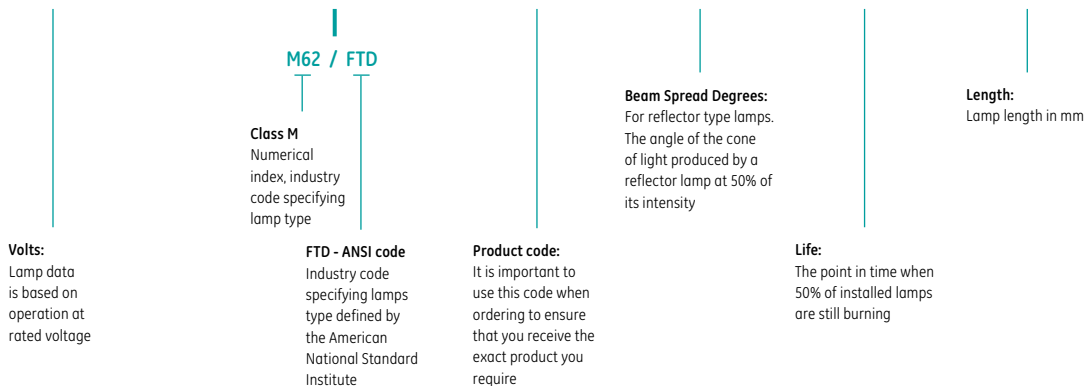
Additional parameters:

Lumens: Light output
EEC: Energy Efficiency Class



Precise™ MR11 - Open

20	12	GU4	M62/FTD	19626	550	26	2900	3,500	35.3	40	10
35	12	GU4	M66/FTF	19635	2300	21	2900	3,500	35.3	40	10
35	12	GU4	M199/FTH	19634	1300	26	2900	3,500	35.3	40	10



Wattage [W]	Volts [V]	Cap	Product Description	Product Code	Candela [cd]	Beam Angle [°]	CCT [K]	Life [h]	Diameter [mm]	Length [mm]	Pack Qty
-------------	-----------	-----	---------------------	--------------	--------------	----------------	---------	----------	---------------	-------------	----------

Precise™ MR11 - Open

20	12	GU4	M62/FTD	19626	550	26	2900	3,500	35.3	40	10
35	12	GU4	M66/FTF	19635	2300	21	2900	3,500	35.3	40	10
35	12	GU4	M199/FTH	19634	1300	26	2900	3,500	35.3	40	10



Precise™ MR11 - Closed

12	12	GU4	M264/FTA/CG	19639	3960	8	2900	2,000	35.3	45	10
20	12	GU4	M251/FTC/CG	19636	1800	17	2900	3,500	35.3	45	10
20	12	GU4	M262/FTD/CG	19625	490	26	2900	3,500	35.3	45	10
35	12	GU4	M266/FTF/CG	19627	2070	21	2900	3,500	35.3	45	10



MR11 Start - Closed

20	12	GU4	FTD/M262/CG	17200	490	26	2900	2,000	35	40	10
35	12	GU4	FTF/M199/CG	17201	1150	26	2900	2,000	35	40	10



MR16 IR - Energy Saver

20	12	GU5.3	M270/FRA/CG IR	45245	2300	24	3000	5,000	50.7	50.5	20
20	12	GU5.3	M281/FMW/CG IR	45240	1000	36	3000	5,000	50.7	50.5	20
35	12	GU5.3	M258/EXN/CG IR	45244	2200	24	3000	5,000	50.7	50.5	20
35	12	GU5.3	M250/EXV/CG IR	45239	4400	36	3000	5,000	50.7	50.5	20



Precise™ ConstantColor™ MR16 - Open

71	12	GU5.3	EYJ/CC	20841	5500	25	3000	4,000	50.7	46	20
71	12	GU5.3	EVC/CC	20840	2000	42	3000	4,000	50.7	46	20



Precise™ ConstantColor™ MR16 - Closed

20	12	GU5.3	ESX/CG	20858	3150	15	3000	5,000	50.7	50.5	10
20	12	GU5.3	BAB/CG	20857	475	40	3000	5,000	50.7	50.5	20
35	12	GU5.3	FRB/CG	20864	7500	12	3000	5,000	50.7	50.5	20
35	12	GU5.3	FRA/CG	20860	3200	20	3000	5,000	50.7	50.5	20
35	12	GU5.3	FMW/CG	20859	900	40	3000	5,000	50.7	50.5	20
50	12	GU5.3	EXT/CG	20872	8400	15	3000	6,000	50.7	50.5	10
50	12	GU5.3	EXZ/CG	20871	2900	25	3000	6,000	50.7	50.5	20
50	12	GU5.3	EXN/CG	20867	1500	40	3000	6,000	50.7	50.5	20
50	12	GU5.3	FNV/CG	20865	850	55	3000	6,000	50.7	50.5	10
71	12	GU5.3	EYF/CG	20876	10400	15	3000	4,000	50.7	50.5	20
71	12	GU5.3	EYJ/CG	20874	4550	25	3000	4,000	50.7	50.5	20
71	12	GU5.3	EVC/CG	20873	2000	40	3000	4,000	50.7	50.5	20



Precise™ Bright 5000 MR16 - Open

20	12	GU5.3	M69/BAB	88231	480	36	2900	5,000	50.7	46	10
35	12	GU5.3	M70/FRA	88228	3210	18	2900	5,000	50.7	46	10
35	12	GU5.3	M81/FMW	88229	1390	36	2900	5,000	50.7	46	10
50	12	GU5.3	M58/EXN	88234	2250	36	2900	5,000	50.7	46	10
50	12	GU5.3	M80/FNV	88232	1070	60	2900	5,000	50.7	46	10



Halogen Lamps

Wattage (W)	Volts (V)	Cap	Product Description	Product Code	Candela (cd)	Beam Angle [°]	CCT (K)	Life (h)	Diameter (mm)	Length (mm)	Pack Qty
-------------	-----------	-----	---------------------	--------------	--------------	----------------	---------	----------	---------------	-------------	----------

Precise™ Bright 5000 MR16 - Closed

20	12	GU5.3	M269/BAB/CG	88235	450	36	2900	5,000	50.7	50.5	10
35	12	GU5.3	M281/FMW/CG	88236	1300	36	2900	5,000	50.7	50.5	10
50	12	GU5.3	M250/EXZ/CG	88237	4750	18	2900	5,000	50.7	50.5	10
50	12	GU5.3	M258/EXN/CG	88239	2100	36	2900	5,000	50.7	50.5	10
50	12	GU5.3	M280/FNV/CG	88238	950	60	2900	5,000	50.7	50.5	10



MR16 Start - Open

20	12	GU5.3	M69/BAB/EC	38000	500	36	2900	2,000	50.7	47.6	20
35	12	GU5.3	M81/FMW/EC	38001	925	36	2900	2,000	50.7	47.6	20
50	12	GU5.3	M58/EXN/EC	38002	1500	36	2900	2,000	50.7	47.6	20



MR16 Start - Closed

20	12	GU5.3	M268/ESX/CG/EC	38012	3150	12	2900	2,000	50.7	50.5	20
20	12	GU5.3	M269/BAB/CG/EC	38006	450	36	2900	2,000	50.7	50.5	20
35	12	GU5.3	FRB/CG/EC	38013	6750	12	2900	2,000	50.7	50.5	20
35	12	GU5.3	M281/FMW/CG/EC	38007	830	36	2900	2,000	50.7	50.5	20
50	12	GU5.3	M249/EXT/CG/EC	38014	8550	12	2900	2,000	50.7	50.5	20
50	12	GU5.3	M250/EXZ/CG/EC	39611	2700	24	2900	2,000	50.7	50.5	20
50	12	GU5.3	M258/EXN/CG/EC	38011	1350	36	2900	2,000	50.7	50.5	20
50	12	GU5.3	M280/FNV/CG/EC	39236	630	55	2900	2,000	50.7	50.5	20



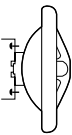
Precise™ Alutech™ MR16 - Closed

20	12	GU5.3	M269/BAB/CG/AL	88216	450	36	2900	3,000	50.7	50.5	10
35	12	GU5.3	M281/FMW/CG/AL	88217	1300	36	2900	3,000	50.7	50.5	10
50	12	GU5.3	M258/EXN/CG/AL	88215	1800	36	2900	3,000	50.7	50.5	10
50	12	GU5.3	M280/FNV/CG/AL	88214	700	60	2900	3,000	50.7	50.5	10



AR111 - Low pressure capsule with aluminium reflector

35	12	G53	AR111 35W12V SP	10774	14000	8	2900	2,000	111	67	10
35	12	G53	AR111 35W12V FL	10775	2500	24	2900	2,000	111	67	10
50	12	G53	AR111 50W12V SP	10766	17800	8	2900	3,000	111	67	10
50	12	G53	AR111 50W12V FL	10767	3500	24	2900	3,000	111	67	10
75	12	G53	AR111 75W12V SP	10768	23500	8	2900	3,000	111	67	10
75	12	G53	AR111 75W12V FL	10769	5300	24	2900	3,000	111	67	10
75	12	G53	AR111 75W12V WFL	10771	1700	45	2900	3,000	111	67	10
100	12	G53	AR111 100W12V SP	41915	40000	8	2900	3,000	111	67	10
100	12	G53	AR111 100W12V FL	41922	8000	24	2900	3,000	111	67	10
100	12	G53	AR111 100W12V WFL	41923	2300	45	2900	3,000	111	67	10



MR16 Mains Alutech™ Long Life

50	230	GU10	Q50MR16/230/25°	40402	950	25	2800	3,000	51	55	50
50	230	GU10	Q50MR16/230/36°	40403	600	36	2800	3,000	51	55	50
50	240	GU10	Q50MR16/240/25°	40404	950	25	2800	3,000	51	55	50
50	240	GU10	Q50MR16/240/36°	40405	600	36	2800	3,000	51	55	50



Wattage [W]	Volts [V]	Cap	Product Description	Product Code	Candela [cd]	Beam Angle [°]	CCT [K]	Life [h]	Diameter [mm]	Length [mm]	Pack Qty
MR16 Mains Alutech™											
20	230	GU10	Q20MR16/230/FL	10898	200	36	2700	1,500	51	55	10
35	230	GU10	Q35MR16/230/FL	10896	400	36	2700	1,500	51	55	10
50	230	GU10	Q50MR16/230/FL	92729	600	36	2700	1,500	51	55	10
20	240	GU10	Q20MR16/240/FL	10859	200	36	2700	1,500	51	55	10
35	240	GU10	Q35MR16/240/FL	10857	400	36	2700	1,500	51	55	10
50	240	GU10	Q50MR16/240/FL	92730	600	36	2700	1,500	51	55	10



Colour	Wattage [W]	Volts [V]	Cap	Product Description	Product Code	Candela [cd]	Beam Angle [°]	CCT [K]	Life [h]	Diameter [mm]	Length [mm]	Pack Qty
MR16 Mains Alutech™ - Coloured												
Red	50	240	GU10	Q50MR16/240/FL START	12988	600	36	2700	1,500	51	55	10
Blue	50	240	GU10	Q50MR16/240/FL START	12995	600	36	2700	1,500	51	55	10
Yellow	50	240	GU10	Q50MR16/240/FL START	13003	600	36	2700	1,500	51	55	10



Wattage [W]	Volts [V]	Cap	Product Description	Product Code	Candela [cd]	Beam Angle [°]	CCT [K]	Life [h]	Diameter [mm]	Length [mm]	Pack Qty
-------------	-----------	-----	---------------------	--------------	--------------	----------------	---------	----------	---------------	-------------	----------

MR20 Mains Alutech™

75	240	GU10	Q75MR20/240V/FL/BL	19624	1300	25	2900	2,000	63	108	10
----	-----	------	--------------------	-------	------	----	------	-------	----	-----	----



Wattage [W]	Volts [V]	Cap	Product Description	Product Code	Lumen [lm]	CCT [K]	Life [h]	Diameter [mm]	Length [mm]	Pack Qty
-------------	-----------	-----	---------------------	--------------	------------	---------	----------	---------------	-------------	----------

Single ended mains voltage capsule short G9 - Clear

25	230	G9	SHORTG9 25W CL 230V	45692	260	2800	1,500	13	43	10
40	230	G9	SHORTG9 40W CL 230V	22504	460	2800	3,000	13	43	10
60	230	G9	SHORTG9 60W CL 230V	22513	820	2800	3,000	13	43	10
75	230	G9	SHORTG9 75W CL 230V	23517	1100	2800	2,000	13	43	10
25	240	G9	SHORTG9 25W CL 240V	88941	260	2800	1,500	13	43	10
40	240	G9	SHORTG9 40W CL 240V	22498	460	2800	2,000	13	43	10
60	240	G9	SHORTG9 60W CL 240V	22508	820	2800	2,000	13	43	10
75	240	G9	SHORTG9 75W CL 240V	23518	1100	2800	2,000	13	43	10



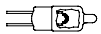
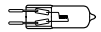
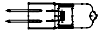
Single ended mains voltage capsule short G9 - Frosted

25	230	G9	SHORTG9 25W FR 230V	45693	260	2800	1,500	43	43	10
40	230	G9	SHORTG9 40W FR 230V	22507	460	2800	2,000	13	43	10
60	230	G9	SHORTG9 60W FR 230V	22515	820	2800	2,000	13	43	10
75	230	G9	SHORTG9 75W FR 230V	23521	1000	2800	2,000	13	43	10
25	240	G9	SHORTG9 25W FR 240V	88956	260	2800	1,500	13	43	10
40	240	G9	SHORTG9 40W FR 240V	22501	460	2800	2,000	13	43	10
60	240	G9	SHORTG9 60W FR 240V	22510	820	2800	2,000	13	43	10
75	240	G9	SHORTG9 75W FR 240V	23532	1000	2800	2,000	13	43	10



Halogen Lamps

Wattage (W)	Volts (V)	Cap	Product Description	Product Code	Lumen (lm)	CCT (K)	Life (h)	Diameter (mm)	Length (mm)	Pack Qty
Single ended low voltage capsule - Transversal filament										
10	6	G4	M29/Q10 G4	34720	200	2800	100	9	33	20
20	6	G4	M30/ESB/Q20 G4	34718	450	2900	100	9	33	20
20	6	G4	M34/FHE/Q20 G4	34719	350	2900	2,000	9	33	20
5	12	G4	M9/H5 G4	42959	60	2800	2,000	9	33	20
10	12	G4	M11/H10 G4	34674	140	2800	2,000	9	33	20
20	12	G4	M35/Q20 G4	34714	400	2900	250	9	33	20
20	12	G4	M47/Q20 G4	34715	380	2900	2,000	9	33	100
35	12	GY6.35	M95/Q35/GY6.35	34708	550	2900	3,000	11	44	100
50	12	GY6.35	M32/Q50 GY6.35	34702	930	2900	4,000	11	44	100
75	12	GY6.35	M313/Q75/GY6.35	34682	1350	2900	2,000	11	44	20
100	12	GY6.35	M28/Q100 GY6.35	34676	2200	2900	3,000	11	44	100
50	24	GY6.35	M89/Q50/GY6.35 24V	34684	750	2900	2,000	11	44	20
100	24	GY6.35	M67/Q100 GY6.35 24V	34663	2000	2900	2,000	11	44	100
Single ended low voltage capsule - Axial filament										
10	6	G4	M42/Q10 G4	34728	140	2800	2,000	9	33	20
20	12	GY6.35	M76/Q20/GY6.35	34712	300	2900	3,000	11	44	100
35	12	GY6.35	M75/Q35/GY6.35	34710	600	2900	4,000	11	44	100
50	12	GY6.35	M74/Q50/GY6.35	34703	900	2900	4,000	11	44	100
75	12	GY6.35	M73/Q75/GY6.35	34683	1350	2900	4,000	11	44	20
100	12	GY6.35	M180/Q100/GY6.35	34664	2150	2900	4,000	11	44	20
Single ended low voltage capsule - Low Pressure, Axial filament										
10	12	G4	Q10T2,5/12V G4	35705	140	2800	2,000	9	33	20
20	12	G4	Q20T2,5/12V G4	35710	320	2900	2,000	9	33	20
20	12	GY6.35	Q20T3/12V GY6.35	35696	300	2900	2,000	11	44	20
35	12	GY6.35	Q35T3/12V GY6.35	35699	600	2900	2,000	11	44	20
50	12	GY6.35	Q50T3/12V GY6.35	35700	900	2900	2,000	11	44	20
75	12	GY6.35	Q75T3/12V GY6.35	35701	1350	2900	2,000	11	44	20
Single ended low voltage capsule Start - Transversal filament										
10	12	G4	M11/Q10/G4 ST	12708	100	2800	1,000	10	33	20
20	12	G4	M47/Q20/G4 ST	12711	250	2900	1,000	10	33	20
35	12	GY6.35	M95/Q35/GY6.35 ST	12712	480	2900	1,000	11	44	20
50	12	GY6.35	M32/Q50/GY6.35 ST	12713	800	2900	1,000	11	44	20
100	12	GY6.35	Q100/GY6.35 ST	12718	1950	2900	1,000	11	44	20



Wattage (W)	Volts (V)	Cap	Product Description	Product Code	Lumen (lm)	CCT (K)	Life (h)	Diameter (mm)	Length (mm)	EEC	Pack Qty
Double ended linear Halogen Energy Saver											
100	230	R7s	K12 C100W 230V R7S	76210	1900	2800	1,000	8	78	C	10
130	230	R7s	K11 C130W 230V R7S	76209	2440	2800	1,000	8	117.6	C	10
200	230	R7s	K9 C200W 230V R7S	76208	4000	2800	1,000	8	117.6	C	10
330	230	R7s	K1 C330W 230V R7S	76207	7000	2800	1,000	8	117.6	C	10
100	240	R7s	K12 C100W 240V R7S	76530	1900	2800	1,000	8	78	C	10
130	240	R7s	K11 C130W 240V R7S	76529	2440	2800	1,000	8	117.6	C	10
200	240	R7s	K9 C200W 240V R7S	76528	4000	2800	1,000	8	117.6	C	10
330	240	R7s	K1 C330W 240V R7S	76527	7000	2800	1,000	8	117.6	C	10

Double ended linear Halogen IR

225	230	R7s	K9/Q225 T3/230V HIR	91515	5000	3000	2,000	10	117.6	C	10
375	230	R7s	K1/Q375 T3/230V HIR	31598	9400	3000	2,000	10	117.6	C	10
225	240	R7s	K9/Q225 T3/240V HIR	43299	5000	3000	2,000	10	117.6	C	10
375	240	R7s	K1/Q375 T3/240V HIR	31612	9400	3000	2,000	10	117.6	C	10

Double ended linear Halogen

300	120	R7s	K9/Q300 T2.5/CL	91750	6200	2800	2,000	8	117.6	D	10
500	120	R7s	K1/Q500 T2.5/CL	29161	11000	2900	2,000	8	117.6	C	10
60	230	R7s	Q60 T2.5	96729	820	2800	2,000	8	78.3	D	10
100	230	R7s	K14/Q100 T2.5/CL	91427	1600	2800	2,000	8	78.3	D	10
150	230	R7s	K12/Q150 T2.5/CL	91428	2600	2800	2,000	8	78.3	D	10
150	230	R7s	K28/Q150 T2.5/CL	91433	2100	2800	2,000	8	117.6	E	10
200	230	R7s	K27/Q150 T2.5/CL	91430	3400	2800	2,000	8	78.3	D	10
200	230	R7s	K11/Q200 T2.5/CL	91434	3100	2800	2,000	8	117.6	E	10
300	230	R7s	K9/Q300 T2.5/CL	91436	5100	2800	2,000	8	117.6	E	10
500	230	R7s	K1/Q500 T2.5/CL	29165	9800	2900	2,000	8	117.6	D	10
1000	230	R7s	K4/Q1000 T3/CL	29180	21000	2900	2,000	10	189.1	N/A	100
1500	230	R7s	K5/Q1500 T3/CL	29184	32000	2900	1,000	10	254.1	N/A	100
2000	230	R7s	K8/Q2000 T3/CL	30886	44000	2900	1,000	10	330.8	N/A	10
100	240	R7s	K14/Q100 T2.5/CL	91506	1600	2800	2,000	8	78.3	D	10
150	240	R7s	K12/Q150 T2.5/CL	91507	2600	2800	2,000	8	78.3	D	10
150	240	R7s	K28/Q150 T2.5/CL	91511	2100	2800	2,000	8	117.6	E	10
200	240	R7s	K11/Q200 T2.5/CL	91512	3100	2800	2,000	8	117.6	E	10
300	240	R7s	K9/Q300 T2.5/CL	91514	5100	2800	2,000	8	117.6	E	10
500	240	R7s	K1/Q500 T2.5/CL	29168	9800	2900	2,000	8	117.6	D	10
1000	240	R7s	K4/Q1000 T3/CL	29181	21000	2900	2,000	10	189.1	N/A	10
1000	240	R7s	K10/1000 T3/CL	43712	21000	2900	2,000	10	254.1	N/A	6
1500	240	R7s	K5/Q1500 T3/CL	23830	33000	2900	1,000	10	254.1	N/A	12
1500	240	R7s	K5/Q1500 T3/CL	29187	32000	2900	1,000	10	254.1	N/A	10
1500	277	R7s	K5/Q1500 T3/CL	23832	33000	2900	2,000	10	254.1	N/A	12

Double ended linear Halogen Start

100	230	R7s	K41/Q100 CL	91432	1050	2800	1,000	8	117.6	F	10
200	230	R7s	K11/230V ST	93471	2850	2800	1,500	8	117.6	E	10
300	230	R7s	K9/230V ST	93472	4600	2800	1,500	8	117.6	E	10
500	230	R7s	K1/230V ST	93473	9000	2900	1,500	8	117.6	E	10
200	240	R7s	K11/240V ST	93475	2850	2800	1,500	8	117.6	E	10
300	240	R7s	K9/240V ST	93476	4600	2800	1,500	8	117.6	E	10
500	240	R7s	K1/240V ST	93477	9000	2900	1,500	8	117.6	E	10



Halogen Lamps



Wattage [W]	Volts [V]	Cap	Product Description	Product Code	Lumen [lm]	CCT [K]	Life [h]	Diameter [mm]	Length [mm]	Pack Qty
HaloTubular T38										
1000	230	E40	Halo T38/1000W/E40/230	32108	21000	2900	2,000	38	280	10
1000	240	E40	Halo T38/1000W/E40/240	32109	21000	2900	2,000	38	280	10



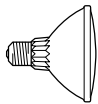
Wattage [W]	Volts [V]	Cap	Product Description	Product Code	Candela [cd]	Beam Angle [°]	CCT [K]	Life [h]	Diameter [mm]	Length [mm]	Pack Qty
Halogen PAR 16											
40	230	E14	40PAR16/230/FL	27826	950	25	2800	2,000	51	79	10
40	240	E14	40PAR16/240/FL	27845	950	25	2800	2,000	51	79	10



Wattage [W]	Volts [V]	Cap	Product Description	Product Code	Candela [cd]	Beam Angle [°]	CCT [K]	Life [h]	Diameter [mm]	Length [mm]	Pack Qty
Halogen PAR 20											
50	230	E27	50PAR20/230/SP	40363	3000	10	2800	2,000	64.5	91	15
50	230	E27	50PAR20/230/FL	40362	1000	25	2800	2,000	64.5	91	15
50	240	E27	50PAR20/240/SP	40364	3000	10	2800	2,000	64.5	91	15
50	240	E27	50PAR20/240/FL	40365	1000	25	2800	2,000	64.5	91	15



Wattage [W]	Volts [V]	Cap	Product Description	Product Code	Candela [cd]	Beam Angle [°]	CCT [K]	Life [h]	Diameter [mm]	Length [mm]	Pack Qty
Halogen PAR 25											
75	230	E27	75PAR25/230/FL	91775	1300	25	2800	3,000	81	108	15
75	240	E27	75PAR25/240/FL	92165	1300	25	2800	3,000	81	108	15



Wattage [W]	Volts [V]	Cap	Product Description	Product Code	Candela [cd]	Beam Angle [°]	CCT [K]	Life [h]	Diameter [mm]	Length [mm]	Pack Qty
Halogen PAR 30											
75	230	E27	75PAR30/230/SP	40366	6200	10	2800	2,000	97	90.5	15
75	230	E27	75PAR30/230/FL	40349	2000	30	2800	2,000	97	90.5	15
100	230	E27	100PAR30/230/FL	32484	3100	30	2800	3,000	97	90.5	15
75	240	E27	75PAR30/240/SP	40367	6200	10	2800	2,000	97	90.5	15
75	240	E27	75PAR30/240/FL	40361	2000	30	2800	2,000	97	90.5	15
100	240	E27	100PAR30/240/FL	32482	3100	30	2800	3,000	97	90.5	15



Wattage [W]	Volts [V]	Cap	Product Description	Product Code	Lumen [lm]	CCT [K]	Life [h]	Diameter [mm]	Length [mm]	EEC	Pack Qty
Energy Efficient HaloGLS											
28	230	E27	28W HALO A CL E27 230V	76957	340	2900	2,000	50	96	D	10
42	230	E27	42W HALO A CL E27 230V	76953	630	2900	2,000	50	96	C	10
70	230	E27	70W HALO A CL E27 230V	76948	1300	2900	2,000	50	96	C	10
100	230	E27	100W HALO A CL E27 230V	76944	1800	2900	2,000	50	96	C	10
28	240	E27	28W HALO A CL E27 240V	76954	340	2900	2,000	50	96	D	8
42	240	E27	42W HALO A CL E27 240V	76950	630	2900	2,000	50	96	C	8
70	240	E27	70W HALO A CL E27 240V	76945	1300	2900	2,000	50	96	C	8
100	240	E27	100W HALO A CL E27 240V	76941	1800	2900	2,000	50	96	C	8
28	240	B22	28W HALO A CL B22 240V	76955	340	2900	2,000	50	96	D	8
42	240	B22	42W HALO A CL B22 240V	76951	630	2900	2,000	50	96	C	8
70	240	B22	70W HALO A CL B22 240V	76946	1300	2900	2,000	50	96	C	8
100	240	B22	100W HALO A CL B22 240V	76942	1800	2900	2,000	50	96	C	8

Wattage [W]	Volts [V]	Cap	Product Description	Product Code	Lumen [lm]	CCT [K]	Life [h]	Diameter [mm]	Length [mm]	EEC	Pack Qty
Energy Efficient HaloCandle											
18	230	E14	18W HALO C CL E14 230V	76940	170	2900	2,000	36	100	D	10
28	230	E14	28W HALO C CL E14 230V	76936	340	2900	2,000	36	100	D	10
42	230	E14	42W HALO C CL E14 230V	76575	630	2900	2,000	36	100	C	10
28	230	E27	28W HALO C CL E27 230V	76934	340	2900	2,000	36	100	D	10
42	230	E27	42W HALO C CL E27 230V	76573	630	2900	2,000	36	100	C	10
18	240	E14	18W HALO C CL E14 240V	76937	170	2900	2,000	36	100	D	12
28	240	E14	28W HALO C CL E14 240V	76930	340	2900	2,000	36	100	D	12
42	240	E14	42W HALO C CL E14 240V	76569	630	2900	2,000	36	100	C	12
28	240	E27	28W HALO C CL E27 240V	76929	340	2900	2,000	36	100	D	12
42	240	E27	42W HALO C CL E27 240V	76568	630	2900	2,000	36	100	C	12
28	240	B15	28W HALO C CL B15 240V	76932	340	2900	2,000	36	100	D	12
42	240	B15	42W HALO C CL B15 240V	76571	630	2900	2,000	36	100	C	12
18	240	B22	18W HALO C CL B22 240V	76938	170	2900	2,000	36	100	D	12
28	240	B22	28W HALO C CL B22 240V	76931	340	2900	2,000	36	100	D	12
42	240	B22	42W HALO C CL B22 240V	76570	630	2900	2,000	36	100	C	12



Wattage [W]	Volts [V]	Cap	Product Description	Product Code	Lumen [lm]	CCT [K]	Life [h]	Diameter [mm]	Length [mm]	EEC	Pack Qty
Energy Efficient HaloSpherical											
18	230	E14	18W HALO S CL E14 230V	76567	170	2900	2,000	45	78	D	10
28	230	E14	28W HALO S CL E14 230V	76561	340	2900	2,000	45	78	C	10
42	230	E14	42W HALO S CL E14 230V	76553	630	2900	2,000	45	78	C	10
18	230	E27	18W HALO S CL E27 230V	76565	170	2900	2,000	45	78	D	10
28	230	E27	28W HALO S CL E27 230V	76559	340	2900	2,000	45	78	C	10
42	230	E27	42W HALO S CL E27 230V	76551	630	2900	2,000	45	78	C	10
18	240	E14	18W HALO S CL E14 240V	76562	170	2900	2,000	45	78	D	12
28	240	E14	28W HALO S CL E14 240V	76555	340	2900	2,000	45	78	C	12
42	240	E14	42W HALOS CL E14 240V	76548	630	2900	2,000	45	78	C	12
28	240	E27	28W HALO S CL E27 240V	76554	340	2900	2,000	45	78	C	12
42	240	E27	42W HALOS CL E27 240V	76547	630	2900	2,000	45	78	C	12
28	240	B15	28W HALO S CL B15 240V	76557	340	2900	2,000	45	78	C	12
18	240	B22	18W HALO S CL B22 240V	76563	170	2900	2,000	45	78	D	12
28	240	B22	28W HALO S CL B22 240V	76556	340	2900	2,000	45	78	C	12
42	240	B22	42W HALOS CL B22 240V	76549	630	2900	2,000	45	78	C	12



Wattage [W]	Volts [V]	Cap	Product Description	Product Code	Lumen [lm]	CCT [K]	Life [h]	Diameter [mm]	Length [mm]	EEC	Pack Qty
Energy Efficient HaloReflector											
28	230	E14	28W HALO R50 E14 230V	76546	340	2900	2,000	50	86		10
42	230	E27	42W HALO R63 E27 230V	76543	630	2900	2,000	63.5	101		10
42	230	E27	42W HALO R80 E27 230V	76540	630	2900	2,000	80	121		10
70	230	E27	70W HALO R80 E27 230V	76537	1300	2900	2,000	80	121		10
28	240	E14	28W HALO R50 E14 240V	76544	340	2900	2,000	50	86		8
42	240	E27	42W HALO R63 E27 240V	76541	630	2900	2,000	63.5	101		6
42	240	E27	42W HALO R80 E27 240V	76538	630	2900	2,000	80	121		6



Incandescent Lamps

GE's incandescent lamps trace their ancestry to the world's first practical electric bulb, invented by Thomas Alva Edison, founder in 1879 of the company that became General Electric Company.

Incandescent lamps are the most familiar type of light source with countless applications. Available in all shapes and sizes, they offer particular qualities of light to suit specific applications.

In an incandescent lamp, light is generated by heating the filament to incandescence. The hotter the filament, the more efficient it is in converting electricity to light. However, when the filament operates hotter, its life is shortened so the design of each lamp is a balance between efficiency and life. This is why lamps of equal wattage may have different lumen ratings and different life ratings.













From March 2009 a new regulation has been adopted in all EU countries: inefficient non-directional lamps will be phased out gradually from the EU market starting in September 2009.

GE as member of ELC (European Lamp Companies Federation) is fully committed to this regulation and is working on developing new energy efficient products to save energy.



Product alternatives for more efficient lighting

Standard incandescent lamps can now be upgraded to premium performance halogen and energy saving compact fluorescent lamps.

	Product Alternatives	
Incandescent lamp	Halogen	Compact Fluorescent
 <p>Standard GLS 15 - 150W* Up to 1560 Lm <small>*15-75W for the countries effected by the new EUP regulations</small></p>	 <p>HaloGLS 18 - 100W, Up to 1800 Lm</p>	 <p>Compact Fluorescent Energy Smart™, GLS, Spiral and Stick 5 - 32W, Up to 2100 Lm, Life up to 15,000 hours</p>
 <p>Standard Candle 15 - 60W, Up to 720 Lm</p>	 <p>HaloCandle 18 - 42W, Up to 630 Lm</p>	 <p>Compact Fluorescent Candle 5 - 9W, Up to 405 Lm, Life up to 6,000 hours</p>
 <p>Standard Spherical 15 - 60W, Up to 660 Lm</p>	 <p>HaloSpherical 18 - 42W, Up to 630 Lm</p>	 <p>Compact Fluorescent Spherical 5 - 7W, Up to 286 Lm, Life up to 6,000 hours</p>
 <p>Standard Reflector 25 - 175W</p>	 <p>HaloReflector 30 - 70W</p>	 <p>Compact Fluorescent Reflector 7 - 23W, Up to 1100 Lm, Life up to 6,000 hours</p>
	<p>Why Halogen?</p> <ul style="list-style-type: none"> • Same size and appearance of an incandescent lamp • Instant, quality light • 30% energy saving <ul style="list-style-type: none"> • Dimmable • Mercury and lead free 	<p>Why Compact Fluorescent?</p> <ul style="list-style-type: none"> • 80% energy saving • Up to 15 times longer life • Retrofit shape and size • Available dimmable and instant start versions • Environmentally friendly solution

Incandescent Lamps

GLS



Standard

Cap: E27 or B22
Wattages: 15-200W
Finish: Clear or Frosted
Life: 1,000Hrs
Page: 101



Coloured

Cap: E27, B22
Wattages: 25W
Finish: 6 colours
Life: 1,000Hrs
Page: 103



Low Volt

Cap: E27 or B22
Wattages: 25-100W
Voltage: 12-50V
Finish: Clear or Frosted
Life: 1,000Hrs
Page: 102



Rough Service

Cap: E27 or B22
Wattages: 100W
Voltage: 120-250V
Finish: Clear or Frosted
Life: 3,000Hrs
Page: 102



Daylight

Cap: E27, B22
Wattages: 60-100W
Finish: Daylight Simulation for Craft Work
Life: 1,000Hrs
Page: 102



Crown Mirrored

Cap: E27
Wattages: 40-100W
Finish: Crown Mirrored
Life: 1,000Hrs
Page: 104

Candle



Standard

Cap: E14, E27, B15 or B22
Wattages: 15-60W
Finish: Clear Opal or Frosted
Life: 1,000Hrs
Page: 105



Decorative

Cap: E14, B15 or B22
Finish: Twisted, Bent Tip - Frosted or Clear
Life: 1,000Hrs
Page: 105-106



Coloured

Cap: E14, B22
Wattages: 15-60W
Finish: 10 colours
Life: 1,000Hrs
Page: 106

Spherical



Standard

Cap: E14, E27, B15 or B22
Wattages: 25-60W
Finish: Clear or Opal
Life: 1,000Hrs
Page: 103



Crown Mirrored

Cap: E14
Wattages: 25-40W
Finish: Crown Mirrored
Life: 1,000Hrs
Page: 104



Coloured

Cap: E14, E27 or B22
Wattages: 15-40W
Finish: 8 colours
Life: 1,000Hrs
Page: 104

Decorative Globe



Oven

Cap: E14 or E27
Wattages: 15, 25, 40
Finish: Clear
Page: 111



T45

Cap: E14
Wattages: 25-60
Finish: Softlight or Apricot
Life: 1,000Hrs
Page: 104



G80

Cap: E27
Wattages: 40-100W
Finish: Opal
Life: 1,000Hrs
Page: 106



G95

Cap: E27
Wattages: 40-100W
Finish: Opal
Life: 1,000Hrs
Page: 107



G125

Cap: E27 or B22
Wattages: 60-100W
Finish: Opal
Life: 1,000Hrs
Page: 107

Selector

Reflector



R39
Cap: E14
Wattages: 25-30W
Life: 1,000Hrs
Page: 107



R50
Cap: E14
Wattages: 25-40W
Life: 1,000Hrs
Page: 107



R63
Cap: E27 or B22
Wattages: 40-60W
Life: 1,000Hrs
Page: 107



R80
Cap: E27 or B22
Wattages: 40-100W
Life: 1,000Hrs
Page: 107



R95
Cap: E27
Wattages: 75-150W
Life: 1,000Hrs
Page: 107



Infrared Hard Glass
Cap: E27 or B22
Wattages: 100-275W
Beam: Clear, Red or Satin
Life: 5,000Hrs
Page: 108-109

Long Life Reflector



R63 Pluslife
Cap: E27
Wattages: 40-60W
Life: 3,500Hrs
Page: 108



R80 Pluslife
Cap: E27
Wattages: 60-100W
Life: 3,500Hrs
Page: 108

PAR 38 Reflector



Standard / Energy
Cap: E27
Wattages: 60-150W
Beam: Spot or Flood
Life: 2,000Hrs
Page: 108



Coloured
Cap: E27
Wattages: 80W
Finish: 5 colours
Life: 2,000Hrs
Page: 109



Infrared
Cap: E27
Wattages: 100-175W
Finish: Red
Life: 5,000Hrs
Page: 108


Pygmy



Standard and Appliance
Cap: E14, B15 or B22
Wattages: 12-25W
Finish: Clear or Frosted
Life: 1,000Hrs
Page: 110




Coloured
Cap: E14
Wattages: 15W
Finish: 4 different colours
Life: 1,000Hrs
Page: 110



Low Voltage
Cap: SES, SBC or BC
Wattages: 15W
Voltage: 110-130V
Finish: Clear
Life: 1,000Hrs
Page: 110

Linear Incandescent



Linear Incandescent
Cap: S14s, S14d
Wattages: 35-60W
Finish: Opal
Life: 2,500Hrs
Page: 111

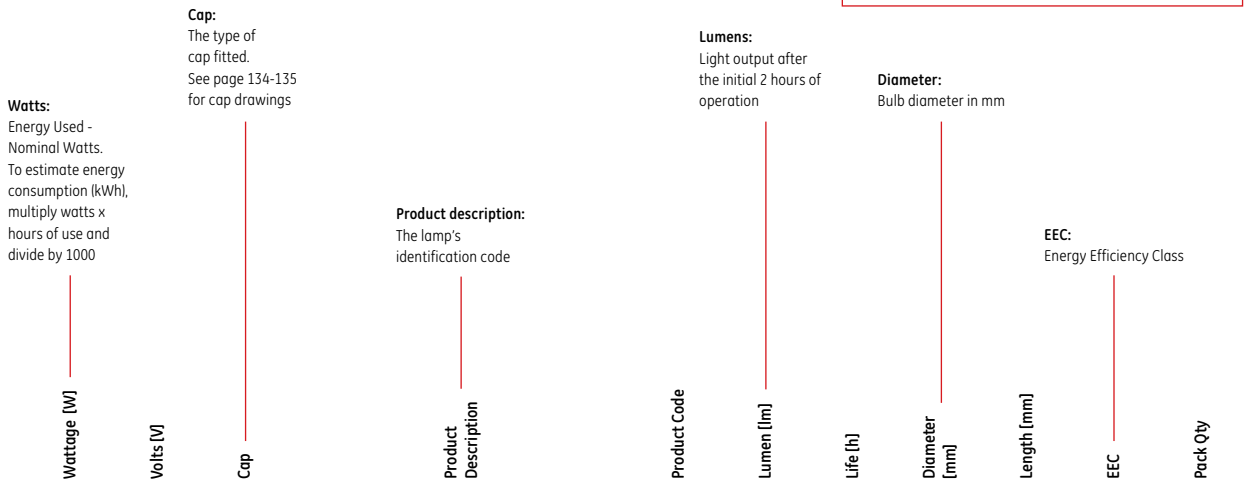
Incandescent Lamps

Product identification

The following glossary of terms will help you when selecting lamps in this section. Within each product line, lamps are divided into families - within these families, lamps are listed by wattage. The Product Description can be used as a quick reference to each product's attributes. Where Life or Average Life are stated we refer to the industry standard definition of how many hours of operation 50% of a given installation will exceed.

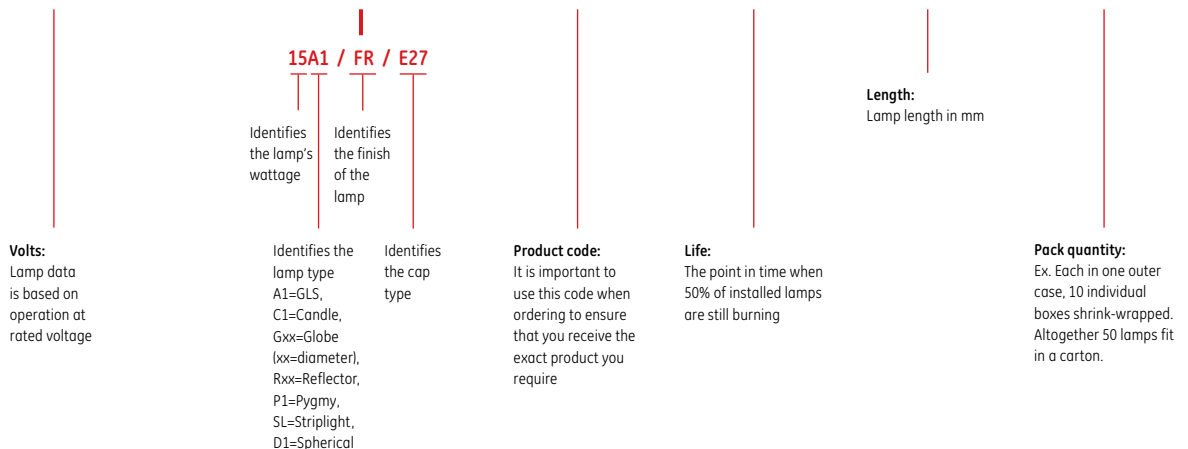
Additional parameters:

Beam Spread Degrees: For reflector type lamps. The angle of the cone of light produced by a reflector lamp at 50% of its intensity
Peak Beam Intensity: For reflector type lamps. Luminous intensity of the lamp beam expressed in candelas



Standard GLS - Frosted

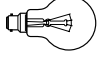
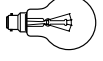

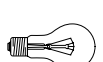
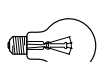





60	127	E27	60A1/F/E27	22433	820	1,000	50	88.5	D	1/10/50
100	127	E27	100A1/F/E27	22435	1560	1,000	50	88.5	D	1/10/50



Wattage (W)	Volts (V)	Cap	Product Description	Product Code	Lumen (lm)	Life (h)	Diameter (mm)	Length (mm)	EEC	Pack Qty
Standard GLS - Frosted										
60	127V	E27	60A1/F/E27	22433	820	1,000	50	88.5	D	1/10/120
100	127V	E27	100A1/F/E27	22435	1560	1,000	50	88.5	D	1/10/120
15	230	E27	15A1/FR/E27	23552	90	1,000	50	88.5	F	1/10/60
25	230	E27	25A1/F/E27	21670	230	1,000	50	88.5	E	1/10/60
40	230	E27	40A1/F/E27	21671	415	1,000	50	88.5	E	1/10/60
60	230	E27	60A1/F/E27	21673	710	1,000	50	88.5	E	1/10/60
75	230	E27	75A1/F/E27	21675	940	1,000	50	88.5	E	1/10/60
100	230	E27	100A1/F/E27	21677	1340	1,000	50	88.5	E	1/10/60
150	230	E27	150A65/FR/E27	22568	2160	1,000	65	123	E	1/20
200	230	E27	200A1/F/E27	91128	3040	1,000	80	142	E	1/20
25	240	E27	25A1/F/E27	19950	225	1,000	50	88.5	E	1/10/120
40	240	E27	40A1/F/E27	19952	410	1,000	50	88.5	E	1/10/120
60	240	E27	60A1/F/E27	19954	700	1,000	50	88.5	E	1/10/120
75	240	E27	75A1/F/E27	19955	930	1,000	50	88.5	E	1/10/120
100	240	E27	100A1/F/E27	19956	1330	1,000	50	88.5	E	1/10/120
25	230	B22	25A1/F/B22	21657	230	1,000	50	88.5	E	1/10/60
40	230	B22	40A1/F/B22	21658	415	1,000	50	88.5	E	1/10/60
60	230	B22	60A1/F/B22	21663	710	1,000	50	88.5	E	1/10/60
75	230	B22	75A1/F/B22	21664	940	1,000	50	88.5	E	1/10/60
100	230	B22	100A1/F/B22	21665	1340	1,000	50	88.5	E	1/10/60

Standard GLS - Clear

60	120-125	E27	60A1/CL/E27	115182	820	1,000	60	104.5	D	1/10/100
75	120-130	E27	75A1/CL/E27	88165	1070	1,000	50	88.5	D	1/10/120
100	127V	E27	100A1/CL/E27	22422	1560	1,000	50	88.5	D	1/10/120
15	230	E27	15A1/CL/E27	23546	100	1,000	50	88.5	E	1/10/60
25	230	E27	25A1/CL/E27	23547	210	1,000	50	88.5	E	1/10/60
40	230	E27	40A1/CL/E27	21666	415	1,000	50	88.5	E	1/10/60
60	230	E27	60A1/CL/E27	21667	710	1,000	50	88.5	E	1/10/60
75	230	E27	75A1/CL/E27	21668	940	1,000	50	88.5	E	1/10/60
100	230	E27	100A1/CL/E27	21669	1340	1,000	50	88.5	E	1/10/60
150	230	E27	150A65/CL/E27	22566	2160	1,000	65	123	E	1/20
200	230	E27	200A1/CL/E27	91127	3040	1,000	80	142	E	1/20
300	230-240	E27	300A1/CL/E27	91226	4850	1,000	90	168	E	1/20
300	230-240	E40	300A1/CL/E40	91724	4850	1,000	90	180	E	1/20
40	240	E27	40A1/CL/E27	19946	410	1,000	50	88.5	E	1/10/120
60	240	E27	60A1/CL/E27	19947	700	1,000	50	88.5	E	1/10/120
75	240	E27	75A1/CL/E27	19948	930	1,000	50	88.5	E	1/10/120
100	240	E27	100A1/CL/E27	19949	1330	1,000	50	88.5	E	1/10/120
25	230	B22	25A1/CL/B22	21614	210	1,000	50	88.5	E	1/10/60
40	230	B22	40A1/CL/B22	21619	415	1,000	50	88.5	E	1/10/60
60	230	B22	60A1/CL/B22	21629	710	1,000	50	88.5	E	1/10/60
75	230	B22	75A1/CL/B22	21633	940	1,000	50	88.5	E	1/10/60
100	230	B22	100A1/CL/B22	21634	1340	1,000	50	88.5	E	1/10/60
100	250	B22	100A1/CL/B22	18117	1320	1,000	60	103	E	1/10/100



Incandescent Lamps

Wattage (W)	Volts (V)	Cap	Product Description	Product Code	Lumen (lm)	Life (h)	Diameter (mm)	Length (mm)	EEC	Pack Qty
Low Volt GLS - Clear										
25	24	E27	25A1/CL/E27 24V	35178	320	1,000	60	104.5	C	1/10/100
40	24	E27	40A1/CL/E27 24V	91876	580	1,000	60	104.5	D	1/10/100
60	24	E27	60A1/CL/E27 24V	91877	930	1,000	60	104.5	D	1/10/100
100	24	E27	100A1/CL/E27 24V	35174	1740	1,000	60	104.5	D	1/10/100
40	24	B22	40A1/CL/B22 24V	91879	580	1,000	60	103	D	1/10/100
60	24	B22	60A1/CL/B22 24V	91878	930	1,000	60	103	D	1/10/100
Low Volt GLS - Frosted										
40	24	E27	40A1/F/E27 24V	91874	580	1,000	60	104.5	D	1/10/100
60	24	E27	60A1/F/E27 24V	91875	930	1,000	60	104.5	D	1/10/100
100	24	E27	100A1/F/E27 24V	91873	1740	1,000	60	104.5	D	1/10/100
60	42	E27	42V60/F/E27	29051	860	1,000	60	104.5	D	1/10/100
Rough Service GLS - Frosted										
60	120	E27	60A1/P/VRS/E27	31546	450	1,500	60	105	G	1/20
100	120	E27	100A1/P/GRS/E27	31573	820	3,000	60	105	G	1/20
40	230-240	E27	40A1/F-RS/E27	91228	250	2,500	60	105	G	1/20
60	230-240	E27	60A1/F-RS/E27	91229	450	2,500	60	105	G	1/20
100	230-240	E27	100A1/F-RS/E27	91227	880	2,500	60	105	G	1/20
40	120	B22	40A1/P/VRS/B22	31519	300	1,500	60	103.5	G	1/20
60	120	B22	60A1/P/VRS/B22	31535	450	1,500	60	103.5	G	1/20
100	120	B22	100A1/P/GRS/B22	31560	820	3,000	60	103.5	G	1/20
100	240	B22	100A1/F-RS/B22	92018	880	2,500	60	103.5	G	1/20
Traffic Light GLS - Clear										
40	230	E27	40A1/CL/E27	35218	230	3,000	60	105	G	1/10/100
70	230	E27	70A1/CL/E27	35238	420	3,000	60	105	G	1/10/100
60	230	E27	60A1/CL/E27/TSR	35239	380	3,000	60	105	G	1/10/100
100	230	E27	100A65/CL/E27	22620	880	3,000	60	105	G	1/10
40	230	E27	40A1 EXT/CL/E27	91293	230	3,000	60	105	G	1/15
60	230	E27	60A1 EXT/CL/E27	91294	380	3,000	60	105	G	1/15
Daylight GLS										
100	240	B22	100A1/DL/ B22	34950	500	1,000	60	103	G	1/10/50
60	240	B22	60A1/DL/ B22	35090	300	1,000	60	103	G	1/10/50
60	230	E27	60A1/DAYLIGHT/E27	91231	300	1,000	60	104.5	G	1/10/50
100	230	E27	100A1/DAYLIGHT/E27	91233	500	1,000	60	104.5	G	1/10/50
60	240	E27	60A1/D-LIGHT/E27	91859	300	1,000	60	104.5	G	1/10/50
100	240	E27	100A1/D-LIGHT/E27	91860	500	1,000	60	104.5	G	1/10/50
60	240	B22	60A1/DL/B22	93052	300	1,000	60	103	G	1/18



Colour	Wattage (W)	Volts (V)	Cap	Product Description	Product Code	Life (h)	Diameter (mm)	Length (mm)	Pack Qty
Red	25	230	E27	25A1/R/E27	90922	1,000	50	88.5	1/10/120
Orange	25	230	E27	25A1/O/E27	90923	1,000	50	88.5	1/10/120
Yellow	25	230	E27	25A1/Y/E27	90921	1,000	50	88.5	1/10/120
Green	25	230	E27	25A1/G/E27	90920	1,000	50	88.5	1/10/120
Blue	25	230	E27	25A1/B/E27	90924	1,000	50	88.5	1/10/120

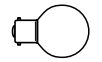
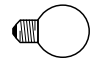
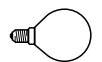
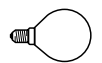
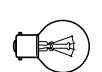
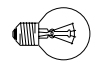

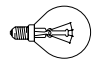

Wattage (W)	Volts (V)	Cap	Product Description	Product Code	Lumen (lm)	Life (h)	Diameter (mm)	Length (mm)	EEC	Pack Qty
-------------	-----------	-----	---------------------	--------------	------------	----------	---------------	-------------	-----	----------

Spherical - Clear

15	230	E14	15D1/CL/E14	92002	100	1,000	45	74	E	1/10/50
25	230	E14	25D1/CL/E14	19781	210	1,000	45	74	E	1/10/50
40	230	E14	40D1/CL/E14	19788	400	1,000	45	74	E	1/10/50
60	230	E14	60D1/CL/E14	19791	660	1,000	45	74	E	1/10/50
25	240	E14	25D1/CL/E14	19775	210	1,000	45	74	E	1/10/100
40	240	E14	40D1/CL/E14	19782	400	1,000	45	74	E	1/10/100
60	240	E14	60D1/CL/E14	19784	660	1,000	45	74	E	1/10/100
15	230	E27	15D1/CL/E27	91917	100	1,000	45	71	E	1/10/50
25	230	E27	25D1/CL/E27	90564	210	1,000	45	71	E	1/10/50
40	230	E27	40D1/CL/E27	90565	400	1,000	45	71	E	1/10/50
60	230	E27	60D1/CL/E27	91593	660	1,000	45	71	E	1/10/50
15	230	B22	15D1/CL/B22	91911	100	1,000	45	70	E	1/10/50
25	230	B22	25D1/CL/B22	91987	210	1,000	45	69.5	E	1/10/50
40	230	B22	40D1/CL/B22	91989	400	1,000	45	69.5	E	1/10/50
60	230	B22	60D1/CL/B22	91991	660	1,000	45	69.5	E	1/10/50

Spherical - Frosted

15	230	E14	15D1/FR/E14	92003	90	1,000	45	74	F	1/10/50
25	230	E14	25D1/F/E14	19787	200	1,000	45	74	F	1/10/50
40	230	E14	40D1/F/E14	19789	400	1,000	45	74	E	1/10/50
60	230	E14	60D1/F/E14	19793	660	1,000	45	74	E	1/10/50
25	240	E14	25D1/FR/E14	19777	200	1,000	45	74	F	1/10/100
40	240	E14	40D1/FR/E14	19778	400	1,000	45	74	E	1/10/100
60	240	E14	60D1/FR/E14	19786	660	1,000	45	74	E	1/10/50
15	230	E27	15D1/F/E27	90569	90	1,000	45	71	F	1/10/50
25	230	E27	25D1/F/E27	90566	200	1,000	45	71	F	1/10/50
40	230	E27	40D1/F/E27	90567	400	1,000	45	71	E	1/10/50
60	230	E27	60D1/F/E27	90568	660	1,000	45	71	E	1/10/50
15	230	B22	15D1/FR/B22	91912	90	1,000	45	70	F	1/10/50
25	230	B22	25D1/FR/B22	91988	200	1,000	45	69.5	F	1/10/50
40	230	B22	40D1/FR/B22	91990	400	1,000	45	69.5	E	1/10/50
60	230	B22	60D1/FR/B22	91594	660	1,000	45	69.5	E	1/10/50



Incandescent Lamps

Colour	Wattage [W]	Volts [V]	Cap	Product Description	Product Code	Life [h]	Diameter [mm]	Length [mm]	Pack Qty
Coloured Spherical									
Red	15	230	E14	15D1/R/E14	90525	1,000	45	74	1/10/50
Red	15	230	E27	15D1/R/E27	90531	1,000	45	71	1/10/50
Orange	15	230	E27	15D1/ORANGE/E27	90528	1,000	45	71	1/10/50
Yellow	15	230	E14	15D1/Y/E14	90526	1,000	45	74	1/10/50
Yellow	15	230	E27	15D1/Y/E27	90527	1,000	45	71	1/10/50
Green	15	230	E14	15D1/G/E14	92004	1,000	45	74	1/10/50
Green	15	230	E27	15D1/G/E27	91521	1,000	45	71	1/10/50
Yellow	15	230	E14	15D1/B/E14	92001	1,000	45	74	1/10/50
Yellow	15	230	E27	15D1/B/E27	91522	1,000	45	71	1/10/50



Wattage [W]	Volts [V]	Cap	Product Description	Product Code	Lumen [lm]	Life [h]	Diameter [mm]	Length [mm]	EEC	Pack Qty
Crown Mirror - Silver Ball										
25	230	E14	25D1/SB/E14	19796	160	1,000	45	74	G	1/10/100
40	230	E14	40D1/SB/E14	18210	260	1,000	45	74	G	2/20
40	230	E27	40A1/SB/E27	91130	290	1,000	60	104.5	G	1/10/50
60	230	E27	60A1/SB/E27	91131	500	1,000	60	104.5	G	1/10/50
100	230	E27	100A65/SB/E27	22584	1000	1,000	65	123	G	1/20
40	230	E14	40D1/GB/E14	90557	230	1,000	45	74	G	1/5/50
40	230	E27	40A1/GB/E27	91135	260	1,000	60	104.5	G	1/10/50
60	230	E27	60A1/GB/E27	91136	450	1,000	60	104.5	G	1/10/50



Colour	Wattage [W]	Volts [V]	Cap	Product Description	Product Code	Lumen [lm]	Life [h]	Diameter [mm]	Length [mm]	EEC	Pack Qty
Spherical T45 - Softlight											
Softlight	25	230	E14	25T45/SL/E14	90563	175	1,000	45	74	F	1/10/50
Softlight	40	230	E14	40T45/SL/E14	90562	350	1,000	45	74	F	1/10/50
Softlight	60	230	E14	60T45/SL/E14	91952	600	1,000	45	74	F	1/10/50
Apricot	40	230	E14	40T45/SL/E14	90797	320	1,000	45	74	F	1/20



Wattage (W)	Volts (V)	Cap	Product Description	Product Code	Lumen (lm)	Life (h)	Diameter (mm)	Length (mm)	EEC	Pack Qty
Candle - Clear										
40	120-125	E14	40C1/CL/E14	91674	440	1,000	35	97	E	1/10/50
60	120-125	E14	60C1/CL/E14	91678	720	1,000	35	97	E	1/10/50
25	230	E14	25C1/CL/E14	90488	210	1,000	35	97	E	1/10/50
40	230	E14	40C1/CL/E14	90487	400	1,000	35	97	E	1/10/50
60	230	E14	60C1/CL/E14	90480	660	1,000	35	97	E	1/10/50
25	230	E27	25C1/CL/E27	10870	210	1,000	35	78.5	E	1/10/50
40	230	E27	40C1/CL/E27	10871	400	1,000	35	78.5	E	1/10/50
60	230	E27	60C1/CL/E27	10873	660	1,000	35	78.5	E	1/10/50



Candle - Frosted										
15	230	E14	15C1/F/E14	91346	90	1,000	35	97	F	1/10/50
25	230	E14	25C1/F/E14	91322	200	1,000	35	97	F	1/10/50
40	230	E14	40C1/F/E14	91323	400	1,000	35	97	E	1/10/50
60	230	E14	60C1/F/E14	91534	660	1,000	35	97	E	1/10/50
25	240	E14	25C1/FR/E14	91680	200	1,000	35	97	F	1/10/50
40	240	E14	40C1/FR/E14	91682	400	1,000	35	97	E	1/10/50
60	240	E14	60C1/FR/E14	91683	660	1,000	35	97	E	1/10/50
25	230	B22	25C1/FR/B22	91634	200	1,000	35	92.5	F	1/10/50
40	230	B22	40C1/FR/B22	91636	400	1,000	35	92.5	E	1/10/50
60	230	B22	60C1/FR/B22	91653	660	1,000	35	92.5	E	1/10/50



Candle - Opal										
25	230	E14	25C1/SL/E14	90483	180	1,000	35	97	F	1/10/50
40	230	E14	40C1/SL/E14	90482	360	1,000	35	97	F	1/10/50
60	230	E14	60C1/SL/E14	90481	600	1,000	35	97	F	1/10/50
25	230	E27	25C1/O/E27	10875	180	1,000	35	78.5	F	1/10/50
40	230	E27	40C1/O/E27	10877	360	1,000	35	78.5	F	1/10/50
60	230	E27	60C1/O/E27	10878	600	1,000	35	78.5	F	1/10/50



Décor Candle - Twisted Clear										
15	230	E14	15TC1/CL/E14	10823	100	1,000	35	97	E	1/10/50
25	230	E14	25TC1/CL/E14	10826	210	1,000	35	97	E	1/10/50
40	230	E14	40TC1/CL/E14	10827	400	1,000	35	97	E	1/10/50
60	230	E14	60TC1/CL/E14	10828	660	1,000	35	97	E	1/10/50
25	240	B22	25TC1/CL/B22	91734	210	1,000	35	92.5	E	1/25



Décor Candle - Twisted Frosted										
15	230	E14	15TC1/F/E14	10830	90	1,000	35	97	F	1/10/50
25	230	E14	25TC1/F/E14	10831	200	1,000	35	97	F	1/10/50
40	230	E14	40TC1/F/E14	10832	400	1,000	35	97	E	1/10/50
60	230	E14	60TC1/F/E14	10833	660	1,000	35	97	E	1/10/50



Incandescent Lamps



Wattage [W]	Volts [V]	Cap	Product Description	Product Code	Lumen [lm]	Life [h]	Diameter [mm]	Length [mm]	EEC	Pack Qty
Décor Candle - Bent-tip Frosted										
25	230	E14	25C1/BT/FR/E14	27148	200	1,000	35	120	F	1/25
40	230	E14	40C1/BT/FR/E14	27151	400	1,000	35	120	E	1/25
40	240	B22	40C1BT/FR/B22	27166	400	1,000	35	116	E	2/12
40	240	E14	40C1BT/FR/E14	27171	400	1,000	35	120	E	2/12
60	240	B22	60C1BT/FR/B22	27172	660	1,000	35	116	E	2/12
60	240	E14	60C1BT/FR/E14	27176	660	1,000	35	120	E	2/12



Wattage [W]	Volts [V]	Cap	Product Description	Product Code	Lumen [lm]	Life [h]	Diameter [mm]	Length [mm]	EEC	Pack Qty
Décor Candle - Bent-tip Clear										
40	240	B22	40C1BT/CL/B22	27158	400	1,000	35	116	E	2/12
40	240	B15	40C1BT/CL/B15	27160	400	1,000	35	120	E	2/12
40	240	E14	40C1BT/CL/E14	27190	400	1,000	35	120	E	2/12
60	240	B22	60C1BT/CL/B22	27162	660	1,000	35	116	E	2/12
60	240	B15	60C1BT/CL/B15	27164	660	1,000	35	120	E	2/12
60	240	E14	60C1BT/CL/E14	27192	660	1,000	35	120	E	2/12

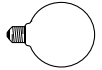


Colour	Wattage [W]	Volts [V]	Cap	Product Description	Product Code	Life [h]	Diameter [mm]	Length [mm]	Pack Qty
Coloured Candle									
Red	15	230	E14	15C1/R/E14	22806	1,000	35	97	1/10/50
Yellow	15	230	E14	15C1/Y/E14	22810	1,000	35	97	1/10/50
Blue	15	230	E14	15C1/B/E14	22803	1,000	35	97	1/10/50



Wattage [W]	Volts [V]	Cap	Product Description	Product Code	Lumen [lm]	Life [h]	Diameter [mm]	Length [mm]	EEC	Pack Qty
Globe G80 - Opal										
40	230	E27	40G80/O/E27	91104	290	2,000	80	121	G	1/20
60	230	E27	60G80/O/E27	91109	490	2,000	80	121	G	1/20
100	230	E27	100G80/O/E27	91147	890	2,000	80	121	G	1/20

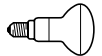
Wattage [W]	Volts [V]	Cap	Product Description	Product Code	Lumen [lm]	Life [h]	Diameter [mm]	Length [mm]	EEC	Pack Qty
Globe G95 - Opal										
40	230	E27	40G95/O/E27	91115	290	2,000	95	138	G	1/20
60	230	E27	60G95/O/E27	91116	490	2,000	95	138	G	1/20
75	230	E27	75G95/O/E27	91458	650	2,000	95	138	G	1/20
100	230	E27	100G95/O/E27	91117	890	2,000	95	138	G	1/20



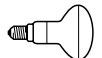
Globe G125 - Opal										
60	230	E27	60G125/O/E27	91093	490	2,000	125	168	G	1/20
100	230	E27	100G125/O/E27	91095	890	2,000	125	168	G	1/20
150	230	E27	150G125/O/E27	91244	1360	2,000	125	168	G	1/20



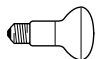
Wattage [W]	Volts [V]	Cap	Product Description	Product Code	Candela [cd]	Beam Angle [°]	Life [h]	Diameter [mm]	Length [mm]	Pack Qty
Reflector - R39										
25	230	E14	25R39/E14	91523	65	80	1,000	39	64	1/10/100
30	230	E14	30R39/E14	91524	80	80	1,000	39	64	1/10/100



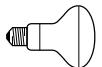
Reflector - R50										
25	230	E14	25R50/E14	92373	200	35	1,000	50	86	1/10/50
40	230	E14	40R50/E14	92366	300	35	1,000	50	86	1/10/50
60	230	E14	60R50/E14	91327	600	35	1,000	50	86	1/10/50



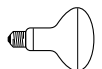
Reflector - R63										
60	120-125	E27	60R63/E27	92130	380	35	1,000	63.5	101	1/10/40
40	230	E27	40R63/E27	91079	250	35	1,000	63.5	101	1/10/40
60	230	E27	60R63/E27	91080	410	35	1,000	63.5	101	1/10/40



Reflector - R80										
40	230	E27	40R80S/E27	92858	200	35	1,000	80	121	1/10
60	230	E27	60R80S/E27	92839	450	35	1,000	80	121	1/10
75	230	E27	75R80S/E27	92859	600	35	1,000	80	121	1/10
100	230	E27	100R80S/E27	92860	800	35	1,000	80	121	1/10



Reflector - R95										
75	230	E27	75R95/E27	91351	1000	35	1,000	95	129	1/32
100	230	E27	100R95/E27	91366	1350	35	1,000	95	129	1/32
150	230	E27	150R95/E27	91367	2250	35	1,000	95	129	1/32



Incandescent Lamps



Wattage (W)	Volts (V)	Cap	Product Description	Product Code	Life (h)	Diameter (mm)	Length (mm)	Pack Qty
Enrich Reflector - R50								
25	230	E14	25R50/NEO/E14	91392	1,000	50	86	1/25
40	230	E14	40R50/NEO/E14	91393	1,000	50	86	1/25



Enrich Reflector - R63								
60	230	E27	60R63/E27	91340	1,000	63.5	101	1/25



Enrich Reflector - R80								
60	230	E27	60R80/E27	91344	1,000	80	121	1/20
100	230	E27	100R80/E27	91345	1,000	80	121	1/20

Wattage (W)	Volts (V)	Cap	Product Description	Product Code	Candela (cd)	Beam Angle [°]	Life (h)	Diameter (mm)	Length (mm)	Pack Qty
-------------	-----------	-----	---------------------	--------------	--------------	----------------	----------	---------------	-------------	----------



Pluslife Reflector - R63										
40	240	E27	40R63/PL/E27	47978	225	35	3,500	63.5	101	1/10
60	240	E27	60R63/PL/E27	42831	380	35	3,500	63.5	101	1/10



Pluslife Reflector - R80										
60	240	E27	60R80/PL/E27	42830	350	35	3,500	80	121	1/10
100	240	E27	100R80/PL/E27	42837	700	35	3,500	80	121	1/10



PAR 38 Watt-Miser - Spot										
60	230	E27	60PAR/WMISER/SP/E27	91572	3400	12	2,000	122	136	1/12
80	230	E27	80PAR/WMISER/SP/E27	91577	5400	12	2,000	122	136	1/12
120	230	E27	120PAR/WMISER/SP/E27	91576	9300	12	2,000	122	136	1/12



PAR 38 Watt-Miser - Flood										
60	230	E27	60PAR/WMISER/FL/E27	91575	1200	30	2,000	122	136	1/12
80	230	E27	80PAR/WMISER/FL/E27	91574	1800	30	2,000	122	136	1/12
120	230	E27	120PAR/WMISER/FL/E27	91573	3100	30	2,000	122	136	1/12

Wattage (W)	Volts (V)	Cap	Product Description	Product Code	Life (h)	Diameter (mm)	Length (mm)	Pack Qty
-------------	-----------	-----	---------------------	--------------	----------	---------------	-------------	----------



Infrared PAR 38								
100	240	E27	100PAR/FL/IR/E27	92060	5,000	122	136	1/10
175	240	E27	175PAR/IR/E27	91542	5,000	122	136	1/10

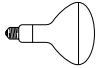


Infrared Reflector - Clear								
150	230-240	E27	150R/IR/CL/E27	28720	5,000	125	170	1/9
250	230-240	E27	250R/IR/CL/E27	28724	5,000	125	170	1/9
275	230-240	E27	275R/IR/CL/E27	32569	5,000	125	170	1/9

Wattage [W]	Volts [V]	Cap	Product Description	Product Code	Life [h]	Diameter [mm]	Length [mm]	Pack Qty
-------------	-----------	-----	---------------------	--------------	----------	---------------	-------------	----------

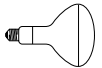
Infrared Reflector - Red Front

150	240	E27	150R/IR/R/E27	91372	5,000	125	170	1/10
250	240	E27	250R/IR/R/E27	91391	5,000	125	170	1/10



Infrared Reflector - Satin

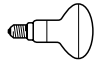
150	240	E27	150/IR/F/E27	91288	5,000	125	170	1/10
250	240	E27	250/IR/F/E27	91390	5,000	125	170	1/10
275	230-240	E27	275R/IR/SA/E27	32296	5,000	125	170	1/9



Colour	Wattage [W]	Volts [V]	Cap	Product Description	Product Code	Life [h]	Diameter [mm]	Length [mm]	Pack Qty
--------	-------------	-----------	-----	---------------------	--------------	----------	---------------	-------------	----------

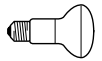
Coloured Reflector - R50

Red	40	230	E14	40R50/R/E14	91386	1,000	50	86	1/25
Yellow	40	230	E14	40R50/Y/E14	91388	1,000	50	86	1/25
Green	40	230	E14	40R50/G/E14	91389	1,000	50	86	1/25
Blue	40	230	E14	40R50/B/E14	91387	1,000	50	86	1/25



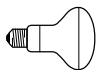
Coloured Reflector - R63

Red	40	230	E27	40R63/R/E27	91532	1,000	63.5	101	1/25
Yellow	40	230	E27	40R63/Y/E27	91531	1,000	63.5	101	1/25
Green	40	230	E27	40R63/G/E27	91533	1,000	63.5	101	1/25
Blue	40	230	E27	40R63/B/E27	91530	1,000	63.5	101	1/25



Coloured Reflector - R80

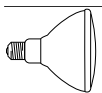
Red	60	230	E27	60R80/R/E27	91528	1,000	80	121	1/40
Yellow	60	230	E27	60R80/Y/E27	91527	1,000	80	121	1/40
Green	60	230	E27	60R80/G/E27	91526	1,000	80	121	1/40
Blue	60	230	E27	60R80/B/E27	91525	1,000	80	121	1/40



Colour	Wattage [W]	Volts [V]	Cap	Product Description	Product Code	Beam Angle [°]	Life [h]	Diameter [mm]	Length [mm]	Pack Qty
--------	-------------	-----------	-----	---------------------	--------------	----------------	----------	---------------	-------------	----------

PAR 38 Coloured

Red	80	230	E27	80PAR/WMISER/FL/R/E27	91540	30	2,000	122	136	1/12
Yellow	80	230	E27	80PAR/WMISER/FL/Y/E27	91539	30	2,000	122	136	1/12
Green	80	230	E27	80PAR/WMISER/FL/G/E27	91543	30	2,000	122	136	1/12
Blue	80	230	E27	80PAR/WMISER/FL/B/E27	91578	30	2,000	122	136	1/12



Incandescent Lamps

Wattage [W]	Volts [V]	Cap	Product Description	Product Code	Lumen [lm]	Life [h]	Diameter [mm]	Length [mm]	EEC	Pack Qty
-------------	-----------	-----	---------------------	--------------	------------	----------	---------------	-------------	-----	----------

Pygmy - Clear

15	110	E14	15P1/CL/E14	31821	65	1,000	28	60	G	1/50
15	110	B15	15P1/CL/B15	31816	65	1,000	28	60	G	1/50
15	110	B22	15P1/CL/B22	31811	65	1,000	28	55	G	1/50
15	230	E14	15P1/CL/E14	12512	90	1,000	28	60	F	1/10/50
25	230	E14	25P1/CL/E14	91955	190	1,000	28	60	F	1/10/50
15	240	B15	15P1/CL/B15	91780	90	1,000	26	55	F	1/10/50
15	240	E14	15P1/CL/E14	91950	85	1,000	26	55	F	1/10/50
25	240	E14	25P1/CL/E14	34420	190	1,000	28	60	F	1/50
25	240	B22	25P1/CL/B22	34422	190	1,000	28	57	F	1/50



Pygmy - Frosted

15	230	E14	15P1/F/E14	92047	85	1,000	26	55	F	1/10/50
25	230	E14	25P1/F/E14	92048	190	1,000	28	60	F	1/10/50



Colour	Wattage [W]	Volts [V]	Cap	Product Description	Product Code	Life [h]	Diameter [mm]	Length [mm]	Pack Qty
--------	-------------	-----------	-----	---------------------	--------------	----------	---------------	-------------	----------

Coloured Pygmy

Blue	15	240	E14	15P1/B/E14	12318	1,000	28	60	1/50
Green	15	240	E14	15P1/G/E14	12587	1,000	28	60	1/50
Red	15	240	E14	15P1/R/E14	12585	1,000	28	60	1/50
Yellow	15	240	E14	15P1/Y/E14	12586	1,000	28	60	1/50



Wattage [W]	Volts [V]	Cap	Product Description	Product Code	Lumen [lm]	Life [h]	Diameter [mm]	Length [mm]	EEC	Pack Qty
-------------	-----------	-----	---------------------	--------------	------------	----------	---------------	-------------	-----	----------

Pygmy Fridge - Clear

15	230	E14	15P1/CL/E14	92046	85	1,000	26	55	F	1/10/50
15	230-240	E15	15P1/CL E14	73478	90	1,000	26	60	F	500
25	230-240	E14	25P1/E14/CL	73479	190	1,000	26	60	F	500



Pygmy Oven - Clear

15	230	E14	15P1/OVEN22/CL/E14	12447	85	1,000	22	48	F	1/50
15	230-240	E14	15P1/RS/CL/E14	93301	90	1,000	22	60	F	300
25	230	E14	25P1/OVEN25/CL/E14	43381	160	1,000	25	55	G	1/50
25	230-240	E14	25P1/OVEN/T25/CL	45330	190	1,000	25	60	F	250



Wattage (W)	Volts (V)	Cap	Product Description	Product Code	Lumen (lm)	Life (h)	Diameter (mm)	Length (mm)	EEC	Pack Qty
Spherical Oven - Clear										
25	230	E27	25D1/CL/E27	12513	140	300	45	71	G	1/10/100
40	230	E14	40D1/CL/E14	12462	320	300	45	74	F	1/10/50
40	230	E27	40D1/CL/E27	12515	320	300	45	71	F	1/10/100
Tubular T25 - Clear										
15	230	E14	15T25/CL/E14	13118	100	1,000	25	67.5	E	1/50
25	230	E14	25T25/CL/E14	13119	210	1,000	25	67.5	E	1/50
Tubular T28 - Clear										
25	230	E14	25T28/CL/E14	13109	210	1,000	29	93.5	E	1/50
40	230	E14	40T28/CL/E14	13110	400	1,000	29	93.5	E	1/50
60	230	E14	60T28/CL/E14	13111	660	1,000	29	93.5	E	1/50
Tubular T28 - Opal										
40	230	E14	40T28K/O/E14	17688	400	1,000	29	93.5	E	2/20
60	230	E14	60T28K/O/E14	17690	660	1,000	29	93.5	E	2/20
Linear Incandescent - Opal										
35	230	S14s	35SL/O/300/2S14	91487	220	2,500	30	300	G	1/25
60	230	S14s	60SL/O/500/2S14	91488	420	2,500	30	500	G	1/25
35	230	S14d	35SL/O/300/S14	91505	220	2,500	30	300	G	1/25
60	230	S14d	60SL/O/500/S14	91486	420	2,500	30	500	G	1/25



GE SHOWBIZ™ lamps – performance tested, performance proven.

GE is a full line supplier to the entertainment industry offering a range of lamp technologies for use in applications including stage, studio, film and event lighting.

This section details the current range available, however as GE continues its pioneering work in the development of new and innovative light sources some new lamps may not appear.

Discharge Lamps

- Full range of single and double ended lamps
- Wattages from 125 to 18,000 Watts
- UV control lamps with easy identifiable blue base
- Reliable compact double ended range for both film and event lighting
- Cold start lamps for event lighting
- Cinema fluorescent for studio and film

PAR Lamps

- GE PAR lamps for all events
- Robust, flexible lighting solution
- Extensive range from PAR36 to PAR64
- European made 1000W PAR64 (CP60, CP61 & CP62)

Single Ended Studio Halogen Lamps

- Extensive range of Quartzline® lamps
- Full range up to 24,000 Watts
- Range of bases to meet the needs of OEM's
- Chromised seal protection to 500° C

Linear Halogen Lamps

- A range from 650 to 2,000W



CSR TAL Lamps

New 'Turn And Lock' Technology for Easier Lamp Installation

These single-ended metal halide lamps are especially useful for moving-light applications that call for high colour temperatures and brighter light sources.

The 'Turn And Lock' technology provides easy installation.

These products offer a very short arc gap which allow for higher beam intensity. This enables good system performance, colour stability and superior lumen maintenance over life. A range of power options are available to meet the needs of fixture designers.



Key Benefits

- Easy release base (Turn And Lock) enabling quick lamp change at events
- High lumen output
- Range
 - CSR 1500/TAL PGJX50
 - CSR 1200/TAL PGJX50
 - CSR 700/TAL PGJX50
 - CSR 300/TAL PGJX28
- Consistent lamp to lamp performance



Product identification

The following glossary of terms will help you when selecting lamps in this section. Within each product line, lamps are divided into families – within these families, lamps are listed by wattage.

Additional parameters:

LIF Code: common lamp ID within Europe

ANSI Code: common lamp ID within North America

Wattage (W)	Volts (V)	Cap	Product Description	Product Code	Lumen (lm)	CCT (K)	Operating position	Life (h)	Length (mm)	Pack Qty
Watts: Energy Used - To estimate energy consumption (kWh), multiply watts x hours of use and divide by 1000		Cap: The type of cap fitted. See page 134-135 for cap drawings	Product description: The lamp's identification code		Lumens: Initial amount of light output		Operating position: U - Universal HOR - Horizontal VBD - Vertical Base Down BDTH - Base Down to Horizontal BDTHCH - Base Down to Horizontal with filament coil axis horizontal BD45 - within 45° of vertical base down		Length: Lamp length in mm	

Discharge - Single Ended Hot Restrike

125	80	GZX9.5	CSR125/SE/HR	48461	9,400	5600	U	200	75	10
200	80	GZY9.5	CSR200/SE/HR	48462	15,000	5600	U	200	80	10
400	70	GZZ9.5	CSR400/SE/HR	21853	32,000	5900	U	750	110	10

Volts:
Lamp data is based on operating voltage

(CSR) High Intensity Discharge lamp brand name code

CSR125 / SE / HR

Identifies the lamp as single ended

(125) Identifies the lamp's wattage

Hot Restrike

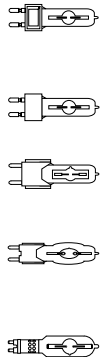
Product code:
It is important to use this code when ordering to ensure that you receive the exact product you require

CCT (K):
Colour Temperature - Kelvins
A measure of the visual "warmth" or "coolness" of the light from the lamp. The higher the value the whiter or "cooler" the light appears.

Life:
Rated average life

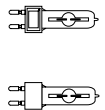
Pack quantity:
Number of product units packed in a case.

Wattage (W)	Volts (V)	Cap	Product Description	Product Code	Lumen (lm)	CCT (K)	Operating position	Life (h)	Length (mm)	Pack Qty
Discharge - Single Ended Hot Restrike										
125	80	GZX9.5	CSR125/SE/HR	48461	9,400	5600	U	200	75	10
200	80	GZY9.5	CSR200/SE/HR	48462	15,000	5600	U	200	80	10
400	70	GZZ9.5	CSR400/SE/HR/UV-C	21853	32,000	5900	U	750	110	10
400	70	GZZ9.5	CSR400/SE/HR/75	45238	28,000	7500	U	750	110	10
575	95	G22	CSR575/SE/HR	48463	48,000	6000	U	750	145	10
575	95	G22	CSR575/SE/HR/UV-C	40460	49,000	5600	U	750	145	10
800	95	G22	CSR800/SE/HR/UV-C	22495	64,000	6000	U	1,000	145	6
1200	100	G38	CSR1200/SE/HR	48464	110,000	6000	U	750	200	6
1200	100	G38	CSR1200/SE/HR/UV-C	27764	110,000	5600	U	750	200	6
2500	115	G38	CSR2500/SE/HR	48465	220,000	6000	U	500	240	6
2500	115	G38	CSR2500/SE/HR/UV-C	40482	220,000	5600	U	500	240	6
4000	200	G38	CSR4000/SE/HR	48466	380,000	6000	U	500	260	6
4000	200	G38	CSR4000/SE/HR/UV-C	27765	380,000	5600	U	500	260	6
6000	123	G38	CSR6000/SE/HR	48467	540,000	6000	U	300	360	6
6000	130	G38	CSR6000/SE/HR/UV-C	40492	540,000	5600	U	300	360	6
12000	160	G38	CSR12000/SE/HR	48468	1,100,000	6000	U	250	450	4
18000	225	G51	CSR18000/SE/HR	22496	1,650,000	6000	U	250	460	1



Discharge - Single Ended Cold Start

250	90	GY9.5	CSD250/2/SE	27817	18,000	9000	U	2,000	108	10
250	90	GY9.5	CSD250/2/SE BULK	21328	18,000	9000	U	2,000	108	100
575	95	GX9.5	CSR575/2/T/SE	49492	42,000	7600	U	1,000	125	10
575	95	GX9.5	CSR575/2/SE	15378	46,000	7200	U	1,000	125	10
700	72	G22	CSR700/2/SE	49491	55,000	7200	U	1,000	155	10
1200	100	G22	CSR1200/2/SE	49490	110,000	7200	U	800	175	6



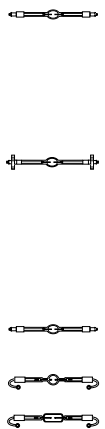
Discharge - CSR Turn and Lock (TAL)*

300	95	PGJX28	CSR300/2/TAL	76160	TBA	8000	U	750	126	1
700	70	PGJX50	CSR700/TAL/60	76161	TBA	6000	U	750	130	1
1500	100	PGJX50	CSR1500/TAL/60/S	74873	TBA	6000	U	750	130	1

*These lamps will be available in the second half of 2009

Discharge - Double Ended Hot Restrike

200	80	X515	CSR200/DE	48450	16,000	6000	HOR±15°	300	75	10
400	49E	SFc 10-4 SI/M4	CSR400/S/DE/90	45232	26,000	9000	U	750	138	10
400	49E	SFc 10-4 SI/M4	CSR400/S/DE/75	22478	26,000	7500	U	750	138	10
575	95	SFc 10-4 SI/M4	CSR575/DE	70979	40,000	7000	U	750	138	10
575	95	SFc 10-4 SI/M4	CSR575/DE/70 BULK	70978	40,000	7000	U	750	138	100
575	95	SFc 10-4 SI/M4	CSR575/SS/DE/75	45231	44,000	7500	HOR±15°	500	92	10
700	70E/73M	SFc 10-4 SI/M4	CSR700/S/DE/60	22493	59,000	6000	U	750	138	10
700	70E/73M	SFc 10-4 SI/M4	CSR700/S/DE/72	41357	59,000	7200	U	750	138	10
1200	95E/100M	SFc 10-4 SI/M4	CSR1200S/DE/60	22494	110,000	6000	U	750	138	10
1200	100	SFc 10-4 SI/M4	CSR1200/S/DE/60/STB	96802	105,000	6000	U	750	135	10
1500	115	SFc 10-4 SI/M4	CSR1500/S/DE/STB	96800	132,000	6000	HOR±15°	500	138	10
1200	100	SFc 10-5-6 SI/M6	CSR1200/DE	48453	110,000	6000	HOR±15°	750	220	10
2500	115	SFa21-12	CSR2500/DE	48454	240,000	6000	HOR±15°	500	355	6
4000	200	SFa21-12	CSR4000/DE	48455	410,000	6000	HOR±15°	500	405	6
6000	125	25X51 Cyl 165mm	CSR6000/DE	48456	570,000	6000	HOR±15°	300	450	10
12000	160	30x70 Cyl 165mm	CSR12000/DE	48457	1,100,000	6000	HOR±15°	300	470	10
18000	225	30x70 Cyl 165mm	CSR18000/DE	48459	1,650,000	6000	HOR±15°	300	500	6



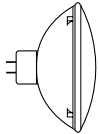
SHOWBIZ™ Lamps



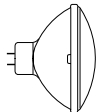
Wattage [W]	Volts [V]	Cap	Product Description	Product Code	Lumen [lm]	CCT [K]	Operating position	Life [h]	Length [mm]	Pack Qty
Discharge - Short Arc										
700	70	GY9.5	CSR700SA	15380	58,000	5600	U	500	85	10
700	70	GY9.5	CSR700SA/72	45234	58,000	7200	U	500	85	10
1200	100	GY22	CSR1200SA	21849	96,000	6000	U	750	135	6
1800	100	GY22	CSR2000SA	21801	155,000	5600	U	750	135	6



Wattage [W]	Volts [V]	Cap	Product Description	Product Code	Lumen [lm]	CCT [K]	Operating position	Life [h]	Length [mm]	Pack Qty
ConstantColor™ - CMH Single Ended GX9.5										
400	135	GX9.5	CMH400/932/GX9.5	73579	40,000	3200	U	3,000	135	4
400	135	GX9.5	CMH400/941/GX9.5	73580	40,000	4100	U	3,000	135	4



Wattage [W]	Volts [V]	Cap	Product Description	Product Code	Candela [cd]	Beam Type	Beam 10%	Beam 50%	CCT [K]	Operating position	Life [h]	Length [mm]	Pack Qty
ConstantColor™ CMH - PAR64													
150	95	GX16d	CMH150/PAR64/830/GX16d/SP	88545	154,000	Narrow	9x9	4x4	3000	U	8,000	152	6
150	95	GX16d	CMH150/PAR64/830/GX16d/MFL	88537	47,000	Medium	18x15	13x11	3000	U	8,000	152	6
150	95	GX16d	CMH150/PAR64/830/GX16d/WFL	16960	16,000	WFL	62x36	46x23	3000	U	3,000	152	6
150	100	GX16d	CMH150/PAR64/942/GX16d/SP	88543	154,000	Narrow	9x9	4x4	4200	U	8,000	152	6
150	100	GX16d	CMH150/PAR64/942/GX16d/MFL	88542	47,000	Medium	18x15	13x11	4200	U	8,000	152	6
150	100	GX16d	CMH150/PAR64/942/GX16d/WFL	88541	16,000	Wide	25x20	18x15	4200	U	8,000	152	6



Wattage [W]	Volts [V]	Cap	Product Description	Product Code	Lumen [lm]	Beam Type	Beam 10%	Beam 50%	CCT [K]	Operating position	Life [h]	Length [mm]	Pack Qty
ConstantColor™ CMH - PAR56													
150	95	GX16d	CMH150/PAR56/830/GX16d/SP	22693	80,000	SP	68X63	14X19	3000	U	5,000	127	6
150	95	GX16d	CMH150/PAR56/830/GX16d/MFL	22694	60,000	MFL	74X65	19X22	3000	U	5,000	127	6
150	95	GX16d	CMH150/PAR56/830/GX16d/WFL	22696	50,000	WFL	81X67	29X23	3000	U	5,000	127	6
150	100	GX16d	CMH150/PAR56/942/GX16d/SP	22697	80,000	SP	68X63	14X19	4200	U	5,000	127	6



Wattage [W]	Volts [V]	Cap	Product Description	Product Code	Lumen [lm]	Beam Type	Beam 10%	Beam 50%	CCT [K]	Operating position	Life [h]	Length [mm]	Pack Qty
CSS													
140	85	GY9.5	CSS150/850/GY9.5	88485	10,000	48	22	30	5000	VBD±90	1,000	48	10



Wattage [W]	Volts [V]	Cap	Product Description	Product Code	Lumen [lm]	Beam 10%	Beam 50%	CCT [K]	Operating position	Life [h]	Length [mm]	Pack Qty
CSI/CID												
400	100	Special	99-0201 CSI	88495	32,000	-	-	4000±400	VBD±90	500	55	1
1000	77	G22	99-0221 CSI	88494	90,000	-	-	4000±400	VBD±90	500	115	1
1000	77	G38	99-1222 CSI CS	88514	1,350,000	18	6	3800±500	U	3,500	80	1
1000	77	G38	99-1422 CSI HR	88513	1,350,000	18	6	3800±500	U	3,500	80	1
1000	77	G22	99-0222 CID	88493	70,000	-	-	5500±400	BDTH	500	115	1

Wattage [W]	Cap	Product Description	Product Code	Lumen [lm]	CCT [K]	Operating position	Life [h]	Length [mm]	Pack Qty
Cinema Studio Biax™									
55	2G11-4 Pin	F55BX/StudioBiax32	41869	4,100	3200	U	8,000	55	10
55	2G11-4 Pin	F55BX/StudioBiax56	41873	4,100	5600	U	8,000	55	10



Cinema Plus Biax™									
55	2G11-4 Pin	F55BX/CINPLUS/32	41903	2,400	3200	U	2,000	55	10
55	2G11-4 Pin	F55BX/CINPLUS/55	41911	2,400	5600	U	2,000	55	10



Wattage [W]	Cap	Product Description	Product Code	Lumen [lm]	CCT [K]	Operating position	Life [h]	Length [mm]	Diameter [mm]	Pack Qty
-------------	-----	---------------------	--------------	------------	---------	--------------------	----------	-------------	---------------	----------

Cinema T8										
28	G-13 Med BiPin	F24T8CINEMA32/CVG	72658	1,250	3200	U	2,000	600	26	24
28	G-13 Med BiPin	F24T8CINEMA55/CVG	72659	1,200	5500	U	2,000	600	26	24
55	G-13 Med BiPin	F48T8/Cinema32/CVG	81207	2,750	3200	U	2,000	1200	26	24
55	G-13 Med BiPin	F48T8/Cinema55/CVG	81208	2,750	5500	U	2,000	1200	26	24

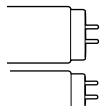


Cinema T12										
35	G-13 Med BiPin	F20T12/CINEMA32/HO/CVG	15775	1,130	3200	U	2,000	600	38	24
35	G-13 Med BiPin	F20T12/CINEMA55/HO/CVG	15776	1,100	5500	U	2,000	600	38	24
75	G-13 Med BiPin	F40T12/CINEMA32/HO/CVG	15782	2,900	3200	U	2,000	1200	38	30
75	G-13 Med BiPin	F40T12/CINEMA55/HO/CVG	15783	2,820	5500	U	2,000	1200	38	30

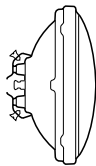
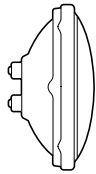


Wattage [W]	Volts [V]	Cap	Product Description	Product Code	Operating position	Life [h]	Length [mm]	Diameter [mm]	Pack Qty
-------------	-----------	-----	---------------------	--------------	--------------------	----------	-------------	---------------	----------

Blacklight Blue									
20	57	G-13 Med BiPin	F20T12/BLB	34747	U	9000	600	38	6
40	101	G-13 Med BiPin	F40T12/BLB	25618	U	20000	1,200	38	6
18	57	G-13 Med BiPin	F18T8/BLB	88832	U	12,000	600	26	25
36	103	G-13 Med BiPin	F36T8/BLB	88833	U	12,000	1200	26	25

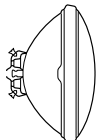


SHOWBIZ™ Lamps

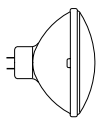
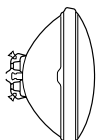


Wattage [W]	Volts [V]	Cap	Product Description	Product Code	ANSI Code	Candela [cd]	Beam Type	Beam 10%	Beam 50%	CCT [K]	Operating position	Life [h]	Length [mm]	Diameter [mm]	Pack Qty
PAR 36															
650	120	Ferrule	FCX	41673	FCX	24,000	MFL	-	40 X 30	3200	HOR±15°	100	69.8	114.3	12
25	5.5	Scr. Term.	25PAR36	14553	-	30,000	VNSP	-	5 x 5	3000	U	1,000	69.8	114.3	12
25	12	Scr. Term.	25PAR36/NSP	14554	-	4,500	NSP	-	9 x 9	-	U	2,000	69.8	114.3	12
25	12	Scr. Term.	25PAR36/WFL	14555	-	500	WFL	49 x 41	37 x 26	-	U	2,000	69.8	114.3	12
25	12	Scr. Term.	25PAR36/VWFL	14556	-	250	VWFL	-	55 x 55	-	U	2,000	69.8	114.3	12
30	12.8	Scr. Term.	4405	24425	-	50,000	VNSP	6 x 5	-	-	U	100	69.8	114.3	12
30	6.2	Scr. Term.	4511	24663	-	2,300	-	-	-	-	U	300	69.8	114.3	12
30	6.4	Scr. Term.	H4515	15133	-	67,000	VNSP	5.5 x 4	-	-	U	100	69.8	114.3	12
30	6.4	Scr. Term.	4515	24673	-	55,000	VNSP	5 x 5	-	-	U	100	69.8	114.3	12
50	12.8	Scr. Term.	H7604	43576	-	100,000	NSP	7 x 5	-	-	U	100	69.8	114.3	12
50	12	Scr. Term.	50PAR36/VNSP	12892	-	25,000	VNSP	-	6 x 6	-	U	2,000	69.8	114.3	12
50	12	Scr. Term.	50PAR36/NSP	16540	-	9,200	NSP	-	10 x 10	-	U	2,000	69.8	114.3	12
50	12	Scr. Term.	50PAR36/WFL	16541	-	1,300	WFL	48 x 41	36 x 28	-	U	2,000	69.8	114.3	12
50	12	Scr. Term.	50PAR36/WFL/H	19880	-	1,300	WFL	-	30 x 30	3050	U	4,000	69.8	114.3	12
50	12	Scr. Term.	50PAR36/VWFL	16542	-	600	VWFL	-	55 x 55	-	U	2,000	69.8	114.3	12
50	28	Scr. Term.	4502	24627	-	10,000	WFL	40 x 7	-	-	U	400	69.8	114.3	12
50	28	Scr. Term.	4505	24640	-	45,000	NSP	11 x 5	-	-	U	400	69.8	114.3	12
100	13	Scr. Term.	4509	24650	-	110,000	NSP	12 x 6	-	-	U	25	69.8	114.3	12
100	13	Scr. Term.	4509X	41503	-	110,000	NSP	12 x 6	-	-	U	25	69.8	114.3	12
50	28	Scr. Term.	4593	24887	-	1,500	VWFL	80 x 30	-	-	U	400	69.8	114.3	12
100	28	Scr. Term.	4594	24891	-	70,000	NSP	13 x 7	-	-	U	300	69.8	114.3	12
150	28	Scr. Term.	4626	24964	-	25,000	WFL	40 x 9	-	-	U	300	69.8	114.3	12
100	28	Scr. Term.	4627	24966	-	3,000	VWFL	80 x 30	-	-	U	300	69.8	114.3	12
250	28	Scr. Term.	4587	24867	-	4,000	WFL	40 x 13	-	-	U	25	69.8	114.3	12
250	28	Scr. Term.	4596	24898	-	150,000	NSP	11 x 12	-	3000	U	25	69.8	114.3	12
650	120	Scr. Term.	DWE	41667	DWE	24,000	MFL	-	40 X 30	3200	HOR±15°	100	69.8	114.3	12
650	120	Scr. Term.	FBO	41671	FBO	75,000	SP	-	25 X 15	3400	HOR±15°	30	69.8	114.3	12

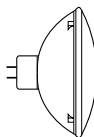
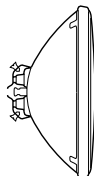
Wattage [W]	Volts [V]	Cap	Product Description	Product Code	Candela [cd]	Beam Type	Beam 50%	Operating position	Life [h]	Length [mm]	Diameter [mm]	Pack Qty
PAR 46												
50	12.8	Scr. Term	H7635	43591	160,000	VNSP	6.5 x 4	U	100	95.2	146	12
100	13	Scr. Term	4537-2	40822	200,000	SP	11 x 6	U	25	95.2	146	12
100	13	Scr. Term	4537	24742	200,000	SP	11 x 6	U	25	95.2	146	12
150	28	Scr. Term	4571	24830	7,000	WFL	80 x 25	U	300	95.2	146	12
250	28	Scr. Term	4553	24799	300,000	SP	11 x 12	U	25	95.2	146	12
450	28	Scr. Term	4580	24859	400,000	SP	13 x 14	U	10	95.2	146	12
450	28	Scr. Term	4581	24862	400,000	SP	13 x 14	U	10	95.2	146	12
450	28	Scr. Term	Q4554	37706	65,000	WFL	50 x 11	U	100	95.2	146	12
450	28	Scr. Term	Q4681	36271	310,000	SP	15 x 9	U	50	95.2	146	12



Wattage [W]	Volts [V]	Cap	Product Description	Product Code	Candela [cd]	Beam Type	Beam 10%	Beam 50%	CCT [K]	Operating position	Life [h]	Length [mm]	Diameter [mm]	Pack Qty
PAR 56														
100	12	Scr. Term	4545	24768	225,000	NSP	-	9 x 5	-	U	100	127	177.8	12
120	12	Scr. Term	120PAR56/VNSP	19023	60,000	NSP	8 x 6	15 x 10	-	U	2,000	127	177.8	12
120	12	Scr. Term	120PAR56/MFL	19024	19,000	MFL	18 x 9	29 x 15	-	U	2,000	127	177.8	12
120	12	Scr. Term	120PAR56/WFL	19025	5,625	WFL	35 x 18	50 x 25	-	U	2,000	127	177.8	12
200	30	Scr. Term	200PAR	20122	270,000	SP	-	9 x 9	-	U	350	127	177.8	12
240	12	Scr. Term	240PAR56/VNSP	20575	140,000	VNSP	9 x 6	7 x 10	-	U	2,000	127	177.8	12
240	12	Scr. Term	240PAR56/WFL	20577	13,000	WFL	35 x 18	50 x 27	-	U	2,000	127	177.8	12
300	12	Scr. Term	300PAR56/WFL	23427	NA	WFL	-	-	-	U	1,000	127	177.8	12
300	120	Mog End Pr GX16d	300PAR56/NSP	20803	68,000	NSP	10 x 8	20 x 14	2750	U	2,000	127	177.8	12
300	120	Mog End Pr GX16d	300PAR56/MFL	20836	24,000	MFL	23 x 11	34 x 19	2750	U	2,000	127	177.8	12
300	120	Mog End Pr GX16d	300PAR56/WFL	20849	11,000	WFL	37 x 18	57 x 27	2750	U	2,000	127	177.8	12
300	230	ExMogEndPr GX16d	300PAR56/NSP	20853	40,000	NSP	-	-	-	U	2,000	127	177.8	12
300	230	ExMogEndPr GX16d	300PAR56/MFL	20852	30,000	MFL	-	-	-	U	2,000	127	177.8	12
300	230	ExMogEndPr GX16d	300PAR56/WFL	20854	10,000	WFL	-	-	-	U	2,000	127	177.8	12
300	240	ExMogEndPr GX16d	300PAR56/NSP	18676	40,000	NSP	-	-	-	U	2,000	127	177.8	12
300	240	ExMogEndPr GX16d	300PAR56/MFL	18677	30,000	MFL	-	-	-	U	2,000	127	177.8	12
300	240	ExMogEndPr GX16d	300PAR56/WFL	18678	10,000	WFL	-	-	-	U	2,000	127	177.8	12
500	120	Mog End Pr GX16d	Q500PAR56/NSP	43494	96,000	NSP	13 x 8	32 x 15	2950	U	4,000	127	177.8	6
500	120	Mog End Pr GX16d	Q500PAR56/MFL	43495	43,000	MFL	26 x 10	42 x 20	2950	U	4,000	127	177.8	6
500	120	Mog End Pr GX16d	Q500PAR56/WFL	43496	19,000	WFL	44 x 20	66 x 34	2950	U	4,000	127	177.8	6

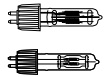


SHOWBIZ™ Lamps

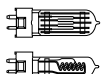
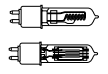


Wattage (W)	Volts (V)	Cap	Product Description	Product Code	LIF Code	ANSI Code	Candela (cd)	Beam Type	Beam 10%	Beam 50%	CCT (K)	Operating position	Life (h)	Length (mm)	Diameter (mm)	Pack Qty
PAR 64																
250	28	Scr. Term	4552	40576	-	-	500,000	SP	-	7 X 8	-	U	25	152.4	203.2	12
600	28	Scr. Term	4559	40578	-	-	600,000	SP	-	11 X 12	-	U	25	152.4	203.2	12
600	28	Scr. Term	Q4559	40579	-	-	600,000	SP	-	12 X 8	-	U	100	152.4	203.2	12
600	28	Scr. Term	Q4559X	42552	-	-	765,000	SP	11x7.5	-	-	U	100	152.4	203.2	12
500	230	GX16d	CP86 PAR64/VNSP	25492	CP86	-	240,000	VNSP	16x13	10x7	3200	U	300	152.4	203.2	6
500	240	GX16d	CP86 PAR64/VNSP	25493	CP86	-	240,000	VNSP	16x13	10x7	3200	U	300	152.4	203.2	6
500	230	GX16d	CP87 PAR64/NSP	25504	CP87	-	140,000	NSP	19x16	11x9	3200	U	300	152.4	203.2	6
500	240	GX16d	CP87 PAR64/NSP	25507	CP87	-	140,000	NSP	19x16	11x9	3200	U	300	152.4	203.2	6
500	230	GX16d	CP88 PAR64/MFL	25513	CP88	-	65,000	MFL	32x19	21x10	3200	U	300	152.4	203.2	6
500	240	GX16d	CP88 PAR64/MFL	25520	CP88	-	65,000	MFL	32x19	21x10	3200	U	300	152.4	203.2	6
500	230	ExMogEndPr GX16d	500/PAR64/W FL	39411	-	-	-	MFL	21 X 10	32 x 19	2700	U	2,000	152.4	203.2	12
500	230	ExMogEndPr GX16d	500/PAR64/W FL	39414	-	-	-	WFL	42 X 20	55 x 32	2700	U	2,000	152.4	203.2	12
1000	230	GX16d	CP60 EXC SUPER	88425	CP60	-	352,000	VNSP	12x9	20x17	3200	U	300	152.4	203.2	6
1000	240	GX16d	CP60 EXC SUPER	88551	CP60	-	352,000	VNSP	12x9	20x17	3200	U	300	152.4	203.2	6
1000	230	GX16d	CP61 EXD SUPER	88535	CP61	-	297,000	NSP	14x10	22x20	3200	U	300	152.4	203.2	6
1000	240	GX16d	CP61 EXD SUPER	88550	CP61	-	297,000	NSP	14x10	22x20	3200	U	300	152.4	203.2	6
1000	230	GX16d	CP62 EXE SUPER	88549	CP62	-	138,000	MFL	24x11	38x20	3200	U	300	152.4	203.2	6
1000	240	GX16d	CP62 EXE SUPER	88536	CP62	-	138,000	MFL	24x11	38x20	3200	U	300	152.4	203.2	6
1000	230	ExMogEndPr GX16d	CP95	88511	CP95	-	15,000	VWFL	70 X 70	125 x 95	3200	U	300	152.4	203.2	6
1000	240	ExMogEndPr GX16d	CP95	88510	CP95	-	15,000	VWFL	70 X 70	125 x 95	3200	U	300	152.4	203.2	6
1000	230	ExMogEndPr GX16d	EXG/PAR64/WFL	88480	-	EXG	38,000	WFL	57 X 21	73 x 36	3200	U	300	152.4	203.2	6
1000	240	ExMogEndPr GX16d	EXG/PAR64/WFL	88479	-	EXG	38,000	WFL	57 X 21	73 x 36	3200	U	300	152.4	203.2	6
500	120	ExMogEndPr GX16d	500PAR64/NSP	39406	-	-	110,000	NSP	12 X 7	19 x 14	2800	U	2,000	152.4	203.2	12
500	120	ExMogEndPr GX16d	500PAR64/MFL	39409	-	-	37,000	MFL	23 X 11	35 x 19	2800	U	2,000	152.4	203.2	12
1000	120	ExMogEndPr GX16d	FFN	13233	-	FFN	400,000	VNSP	12 X 6	24 x 10	3200	U	800	152.4	203.2	6
1000	120	ExMogEndPr GX16d	FFP	13229	-	FFP	330,000	NSP	14 X 7	26 x 14	3200	U	800	152.4	203.2	6
1000	120	ExMogEndPr GX16d	FFR	13228	-	FFR	125,000	MFL	28 X 12	44 x 21	3200	U	800	152.4	203.2	6
1000	120	ExMogEndPr GX16d	FFS	13227	-	FFS	40,000	WFL	48 X 24	71 x 45	3200	U	800	152.4	203.2	6
1000	120	ExMogEndPr GX16d	Q1000PAR64/NSP	43497	NA	NA	200,000	NSP	15 X 8	31 X 14	3000	U	4,000	152.4	203.2	6
1000	120	ExMogEndPr GX16d	Q1000PAR64/MFL	43498	-	-	80,000	MFL	28 X 12	45 x 22	3000	U	4,000	152.4	203.2	6
1000	120	ExMogEndPr GX16d	Q1000PAR64/WFL	43499	-	-	33,000	WFL	48 X 24	72 x 45	3000	U	4,000	152.4	203.2	6

Wattage (W)	Volts (V)	Cap	Product Description	Product Code	Lumen (lm)	CCT (K)	Operating position	Life (h)	Length (mm)	Diameter (mm)	Pack Qty
575	230	G9.5/Heat Sink	HPL 575	88478	14,900	3200	U	300	106	19	12
575	240	G9.5/Heat Sink	HPL 575	88477	14,900	3200	U	300	106	19	12
575	120	G9.5/Heat Sink	HPL 575-C	88436	16,520	3250	U	300	106	19	12
575	115	G9.5/Heat Sink	HPL 575-C	88438	16,520	3250	U	300	106	19	12
575	230	G9.5/Heat Sink	HPL 575-X LL	88476	11,780	3050	U	1,500	106	19	12
575	240	G9.5/Heat Sink	HPL 575-X LL	88475	11,780	3050	U	1,500	106	19	12
575	120	G9.5/Heat Sink	HPL 575-C LL-X	88434	12,360	3050	U	2,000	106	19	12
575	115	G9.5/Heat Sink	HPL 575-C LL-X	88435	12,360	3050	U	2,000	106	19	12
750	230	G9.5/Heat Sink	HPL 750	88474	19,750	3200	U	300	106	19	12
750	240	G9.5/Heat Sink	HPL 750	88473	19,750	3200	U	300	106	19	12
750	115	G9.5/Heat Sink	HPL 750-C	88437	22,000	3250	U	300	106	19	12
750	115	G9.5/Heat Sink	HPL 750-C-XLL	88428	16,400	3050	U	2,000	106	19	12
750	230	G9.5/Heat Sink	HPL 750-X-LL	88430	15,600	3050	U	1,500	106	19	12
750	240	G9.5/Heat Sink	HPL 750-X-LL	88429	15,600	3050	U	1,500	106	19	12



Wattage (W)	Volts (V)	Cap	Product Description	Product Code	LIF Code	ANSI Code	Lumen (lm)	CCT (K)	Operating position	Life (h)	Length (mm)	Pack Qty
500	120	G9.5	EHD	88624	-	EHD	10,000	2900	U	2,000	105	24
575	115	G9.5	FLK	88548	-	FLK	16,500	3200	U	300	105	24
575	115	G9.5	FLK-LL	88452	-	EHD	10,000	3100	U	2000	105	50
600	230	G9.5	GKV	88448	-	GKV	14,000	3200	U	250	105	24
600	240	G9.5	GKV	88447	-	GKV	14,000	3200	U	250	105	24
600	230	G9.5	GKV/LL	88446	-	GKV	11,000	3000	U	1,500	105	24
600	240	G9.5	GKV/LL	88445	-	GKV	11,000	3000	U	1,500	105	24
650	230-240	G9.5	FKR	88450	-	FKR	15,000	3100	U	300	105	24
750	120	G9.5	EHF	88627	-	EHF	20,000	3200	U	300	105	24
750	120	G9.5	EHG	88626	-	FLK	16,500	3000	U	300	105	24
800	230-240	G9.5	HX800	88432	HX800	-	20,000	3200	U	250	105	24
1000	120	G9.5	FEL	88625	CP77	FEL	27,500	3200	U	300	105	24
1000	230-240	G9.5	CP77 FEP	88449	CP77	FEP	25,000	3200	U	300	105	24
300	120	GY9.5	CP81 FKW	88443	CP81	FKW	6,900	3200	BDTH	50	90	24
300	230	GY9.5	CP81 FSL	88433	CP81	FSL	6,900	3200	BDTH	150	90	24
300	240	GY9.5	CP81 FSK	88444	CP81	FSK	6,900	3200	BDTH	150	90	24
500	120	GY9.5	CP82 FRG	88467	CP82	FRG	13,000	3200	BDTH	150	90	24
500	230	GY9.5	CP82 FRH	88466	CP82	FRH	12,500	3200	BDTH	150	90	24
500	240	GY9.5	CP82 FRJ	88464	CP82	FRJ	12,500	3200	BDTH	150	90	24
500	230-240	GY9.5	T18 GCW	88465	T18	GCW	11,000	3050	BDTH	400	90	24
500	230-240	GY9.5	T25 GCW	88470	T25	GCW	11,000	3000	BDTH	360	90	24
650	230-240	GY9.5	T27 GCS	88469	T27	GCS	14,500	3050	BDTH	400	90	24
650	230-240	GY9.5	T26 GCS	88463	T26	GCS	15,500	3100	BDTH	400	90	24
650	120	GY9.5	CP89 FRK	88462	CP89	-	16,900	3200	BDTH	200	90	24
650	230-240	GY9.5	CP89 FRM	88461	CP89	FRM	16,250	3200	BDTH	150	90	24
600	120	GY9.5	FMR	88504	FMR	-	12,600	3050	BDTHCH	2,000	85	24

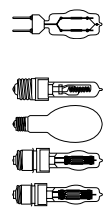


SHOWBIZ™ Lamps

Wattage (W)	Volts (V)	Cap	Product Description	Product Code	LIF Code	ANSI Code	Lumen (lm)	CCT (K)	Operating position	Life (h)	Length (mm)	Pack Qty
650	230-240	GX9.5	T12	88431	T12	-	13,500	3000	BDTH	750	110	12
650	230	GX9.5	CP23	72680	CP23	-	16,900	3200	BDTH	100	110	12
650	230-240	GX9.5	CP23	88455	CP23	-	16,900	3200	BDTH	100	110	12
1000	230-240	GX9.5	CP24	88459	CP24	-	26,000	3200	BDTH	200	110	12
1000	115/120	GX9.5	T11 Q1000T8/CL	88515	T11	-	23,500	3050	BDTH	750	110	24
1000	240	GX9.5	T11	88456	T11	-	23,000	3050	BDTH	750	110	12
1000	230-240	GX9.5	T19 FWR	88457	T19	FWR	21,000	3050	BDTH	750	110	12
1000	230	GX9.5	CP70 FVA	88472	CP70	FVA	25,000	3200	BDTH	200	110	12
1000	240	GX9.5	CP70 FVA	88471	CP70	FVB	25,000	3200	BDTH	200	110	12
1200	230-240	GX9.5	T29 FWT	88454	T29	FWT	29,000	3050	BDTH	400	110	12
1200	230-240	GX9.5	CP90	88453	CP90	-	33,000	3200	BDTH	200	110	12
2000	230-240	GY16	CP43 FTL	88533	CP43	FTL	54,000	3200	BDTH	400	145	12
2000	230-240	GY16	CP79	88503	CP79	-	54,000	3200	BDTH	350	145	12
1200	80	G22	CP110 OC1200	88439	-	-	37,500	3300	BDTH	300	140	12
500	120	G22	EGN	88509	-	EGN	13,000	3200	BDTH	150	140	12
650	230-240	G22	CP39 FKH	88531	CP39	FKH	16,900	3200	BDTH	100	140	12
1000	120	G22	EGT	88622	-	EGT	28,500	3200	BDTH	250	127	12
1000	230	G22	CP40 FKJ	88458	CP40	FKJ	26,000	3200	BDTH	200	140	12
1000	240	G22	CP40 FKJ	88538	CP40	FKJ	26,000	3200	BDTH	200	140	12
1200	230-240	G22	CP93	88508	CP93	-	33,000	3200	BDTH	200	140	12
2000	120	G22	CP92	88507	CP92	-	55,000	3200	BDTH	400	175	12
2000	230-240	G22	CP92	88506	CP92	-	52,000	3200	BDTH	400	175	12
2500	230-240	G22	CP91	88505	CP91	-	67,500	3200	BDTH	400	175	12
500	120	P28s	EGE	88617	-	EGE	10450	2950	U	2,000	152	12
500	120	P28s	BTM	88546	-	BTM	13000	3200	BDTH	150	130	12
500	230-240	P28s	T17 FKF	88498	T17	-	9,500	2950	BDTH	750	130	12
500	230-240	P28s	T28	88451	T28	-	11,000	3000	BDTH	300	130	12
650	230-240	P28s	T13 FKB	88497	T13	-	13,500	3000	BDTH	750	130	12
650	240	P28s	CP51 FKM	88530	CP51	-	16900	3200	BDTH	200	130	12
1000	120	P28s	EGJ	88615	-	EGJ	27500	3200	U	500	152	12
1000	230-240	P28s	T14 FKD	88529	T14	-	23,000	3050	BDTH	750	130	12
1000	230-240	P28s	FKE	88499	T15	FKE	23,000	3050	BDTH	750	160	12
1000	230-240	P28s	CP52 FKN	88496	CP52	FKN	26,000	3200	BDTH	200	121	12
2000	120	G38	CYX	88610	HX270	CYX	59000	3200	BDTH	400	216	6
2000	230	G38	CP41 FKK	88489	CP41	FKK	54,000	3200	BDTH	400	216	12
2000	240	G38	CP41 FKK	88488	CP41	FKK	54,000	3200	BDTH	400	216	12
2500	230-240	G38	CP94	88502	CP94	-	67500	3200	BDTH	400	210	12
3000	230-240	G38	HX48	88874	HX48	-	82000	3200	BDTH	400	210	12
5000	230	G38	CP29	88875	CP29	-	135000	3200	BDTH	500	279	12
5000	240	G38	CP29	88876	CP29	-	135,000	3200	BDTH	500	279	12
10000	220-230	G38	CP83	12036	CP83	-	280,000	3200	BDTH	250	405	1
10000	240	G38	CP83	12037	CP83	-	280,000	3200	BDTH	250	405	1
12000	230	GX38	Q12MT26/4CL	48771	-	-	420,000	3400	BD45	130	410	1
12000	240	GX38	Q12MT26/4CL	48779	-	-	420,000	3400	BD45	130	410	1
20000	230	GX38	BCM-020MT324CL	48773	-	BCM	580,000	3200	BD45	400	560	1
20000	240	GX38	BCM-020MT324CL	48774	-	BCM	580,000	3200	BD45	400	560	1
24000	240	GX38	Q24MT32/4CL	48777	-	-	800,000	3400	BD45	150	560	1

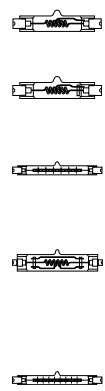
Wattage [W]	Volts [V]	Cap	Product Description	Product Code	LIF Code	ANSI Code	Lumen [lm]	CCT [K]	Operating position	Life [h]	Length [mm]	Pack Qty
1250/650	230-240	GX38q	CP105	88880	CP105	-	27000/13000	3050	BD45	250	220	1
1250/1250	230-240	GX38q	CP30	88877	CP30	-	27M/56M	3200	BD45	300	220	1
1250/2500	230-240	GX38q	CP58	88878	CP58	-	27M/91M	3200	BD45	300	220	1
2500/2500	230-240	GX38q	CP32	88879	CP32	-	5900/127000	3200	BD45	300	220	1
2000	240	R7s	CP59	88512	FAD	-	16,500	3200	U	100	191	1
1000	120	E39	DKZ/DSE	19926	-	DSE	28,000	3200	U	750	330	10
1000	230-240	P40s	T16	88501	T16	-	23000	3050	BDTH	750	180	12
1500	120	P40s	T16	88500	T16	DTA	41000	3200	BDTH	750	180	6
2000	230-240	P40s	CP53	88532	CP53	-	54,000	3200	BDTH	400	200	12

Single Ended Halogen



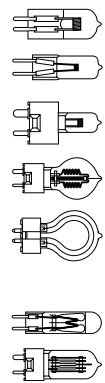
650	120	R7s	FAD	30325	P2/6	FAD	16,500	3200	U	100	80	24
800	230	R7s	DXX	36952	P2/13	DXX	21,400	3200	U	75	80	24
800	240	R7s	DXX	36953	P2/13	DXX	21,400	3200	U	75	80	24
1000	120	R7s	DXW	30157	-	DXW	28,000	3200	U	150	95	24
1000	120	R7s	FBY	30374	-	FBY	26,000	3200	U	150	95	24
750	120	R7s	EJG	23756	-	EJG	20,600	3200	HOR±15°	400	119	12
800	240	R7s	P2/11 EME/Clear	23760	P2/11	EME	22,000	3200	HOR±15°	150	119	12
800	240	R7s	P2/11 EMF/Frosted	23761	P2/11	EMF	21,400	3200	HOR±15°	150	119	12
1000	120	R7s	P2/28 FCM	23797	P2/28	FCM	28,000	3200	HOR±15°	400	119	12
2000	230	R7s	P2/27 FEX	88482	P2/27	FEX	50,000	3200	HOR±15°	300	143	12
2000	240	R7s	P2/27 FEX	88481	P2/27	FEX	50,000	3200	HOR±15°	300	143	12
2000	120	R7s	FEY	88629	P2/27	FEY	57,000	3200	HOR±15°	400	143	12
625	230	R7s	P2/10	19697	P2/10	-	16,900	3200	HOR±15°	300	189	12
625	240	R7s	P2/10	19698	P2/10	-	16,900	3200	HOR±15°	300	189	12
1000	230	R7s	P2/7 EKM	20249	P2/7	EKM	28,000	3200	HOR±15°	300	189	12
1000	240	R7s	P2/7 EKM	20253	P2/7	EKM	28,000	3200	HOR±15°	300	189	12
1250	230	R7s	P2/12	19695	P2/12	-	35,000	3200	HOR±15°	300	189	12
1250	240	R7s	P2/12	19696	P2/12	-	35,000	3200	HOR±15°	300	189	12

Double Ended Quartzline

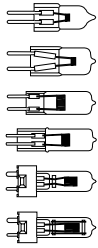


30	6.6	G29.5	EXL	11478	-	EXL	375	2900	BDTH	1,000	44.5	24
30	10.8	G5.3	DZA	37346	-	DZA	530	3100	BDTHCH	400	51	24
50	12	G6.35	BRL A1/220	18234	A1/220	BRL	1,400	3400	BDTH	50	44	100
100	12	GY6.35	FCR A1/215	14876	A1/215	FCR	3,500	3300	BDTH	50	44	100
150	15	G6.35	BRJ/EVB A1/234	18235	A1/234	BRJ/EVB	5,000	3400	BDTH	50	44	100
150	24	G29.5	DZE/FDS A1/262	37695	A1/262	DZE/FDS	5,000	3250	BDTH	100	68	24
150	24	G6.35	FCS A1/216	13598	A1/216	FCS	4,500	3300	BDTH	50	51	100
250	24	G6.35	EHJ A1/223	14874	A1/223	EHJ	9,000	3400	BDTH	50	57	100
275	24	G6.35	FNT	18241	-	FNT	10,000	3400	BDTH	50	57	100
400	36	GY6.35	EVD A1/239	41164	A1/239	EVD	16,000	3200	BDTH	50	60	25
650	230	G29.5	DYR A1/233	26896	A1/233	DYR	16,500	3200	U	50	64	24
650	240	G29.5	DYR A1/233	26895	A1/233	DYR	16,500	3200	U	50	64	24
800	230-240	GX9.5	HX185	88484	HX185	-	19,000	3050	BDTH	300	100	24
150	230-240	G6.35	A1/248	88492	A1/248	-	3,000	NA	BDTH	50	62	50
300	230-240	G6.35	A1/249	88491	A1/249	-	7,200	NA	BDTH	50	62	50
500	230-240	GY9.5	A1/244	88460	A1/244	-	13,000	NA	BDTH	75	62	24

Specialist Projector



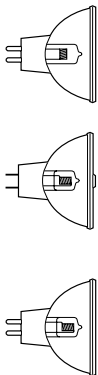
SHOWBIZ™ Lamps



Wattage [W]	Volts [V]	Cap	Product Description	Product Code	LIF Code	Lumen [lm]	CCT [K]	Operating position	Life [h]	Length [mm]	Pack Qty
10	6	G4	M29/ESA	34720	M29/ESA	200	3200	BDTH	100	30	20
20	6	G4	M30/ESB	34718	M30/ESB	450	3200	BDTH	100	30	20
50	12	GY6.35	M32	34702	M32	930	3000	BDTH	4,000	44	20
100	12	GY6.35	M28/EVA	34676	M28/EVA	2,400	3000	BDTH	2,000	44	20
250	24	G6.35	M33	34768	M33	8,600	3000	BDTH	300	55	100
250	24	G6.35	M36	88516	M36	5,750	3000	BDTH	2,000	58	100
300	230-240	GY9.5	M38	88442	M38	5,000	2900	BDTH	2,000	80	24
500	230-240	GY9.5	M40	88468	M40	8,500	2900	BDTH	2,000	85	24

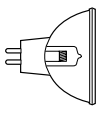


Wattage [W]	Volts [V]	Cap	Product Description	Product Code	LIF Code	ANSI Code	CCT [K]	Operating position	Life [h]	Length [mm]	Pack Qty
420	120	R7s	A1/227	29581	A1/227	FAL	3200	BDTH	75	66.5	24



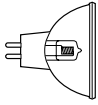
Wattage [W]	Volts [V]	Cap	Product Description	Product Code	LIF Code	ANSI Code	CCT [K]	Operating position	Life [h]	Pack Qty
30	10.8	GX5.3	EKZ	36902	-	EKZ	3100	BDTH	200	20
50	8	G26.35	A1/229	21276	A1/229	EFM	3300	BDTH	50	20
80	21	GX5.3	DDS	43988	-	DDS	3125	BDTH	1000	20
85	13.8	GX5.3	DED	43950	-	DED	3150	BDTH	1000	20
100	12	G26.35	A1/231	21278	A1/231	EFP	3350	BDTH	50	20
150	20	GX5.3	DDL	43537	-	DDL	3150	BDTH	500	20
150	21	GX5.3	ELD/EJN	38306	-	ELD/EJN	3350	BDTH	40	20
150	21	GX5.3	EKE	35200	-	EKE	3250	BDTH	200	20
200	24	GX5.3	EJL A1/252	29150	A1/252	EJL	3400	BDTH	50	20
250	24	GX5.3	ELC A1/259	37462	A1/259	ELC	3400	BDTH	50	20
250	24	GY5.3	ELC500	15377	-	ELC500	3250	BDTH	500	20
250	120	GY5.3	ENH	38686	-	ENH	3250	BDTH	175	20
300	120	GY5.3	ELH	38476	-	ELH	3350	BDTH	35	10
150	21	GX5.3	EJA	32882	-	EJA	3350	BDTH	40	20

Wattage [W]	Volts [V]	Cap	Product Description	Product Code	ANSI Code	CCT [K]	Operating position	Life [h]	Pack Qty
Multi-Mirror® Quartzline® Projection - MR16									
42	10.8	GX5.3	EPT	41729	EPT	2900	BDTH	8000	20
50	12	GX5.3	ENL	25475	ENL	3050	BDTH	4000	20
90	14.5	GX5.3	EPV	41882	EPV	3150	BDTH	500	20
90	14.5	GX5.3	EPX	42614	EPX	3150	BDTH	500	20
340	36	GX5.3	ERV	41874	ERV	3300	BDTH	75	20
360	82	GY5.3	ENX	41705	ENX	3300	BDTH	75	20
410	82	GY5.3	FXL	21613	FXL	3300	BDTH	38	20



Multi-Mirror® Quartzline® Projection - MR11									
28	13.8	G24	FLT	25261	FLT	3050	BDTH	500	10

Multi-Mirror® Quartzline® Projection - MR13									
250	82	GX5.3	EXY	12097	EXY	3200	BDTH	200	10
300	82	GX5.3	EXR	12092	EXR	3350	BDTH	35	10



Specialty Lamps

GE has a wide range of lamps for a variety of special applications. These applications include:

Fly and insect control

- Special Phosphor – Black Light (BL)
- UVA 315-400nm
- Lamps to attract fly and insects
- Effect UV irradiance over life
- For use in fly traps
- Common use in food production areas

Inspection & Effect

- Special Phosphor – Black Light Blue (BLB)
- UVA lamps with special Blue cobalt glass
- Used where fine detail or trace evidence is examined
- Create glow effect for club and event lighting

Bacterial destruction

- UVC 200-280 nm
- For water, air and surface sterilisation
- Destroys micro-organisms via absorption of UV light

Shatter protection

- Lamp encased in high quality plastic sleeve
- Used where avoidance of glass contamination is critical

Aquarium

- Various colours and UV outputs
- Promotes coral, invertebrate and plant growth
- For use with tropical fish and reptiles

Space and industrial heating

- Turning light to heat
- Directional instant radiant heat
- Heats objects and people not the air between
- Ideal for space heating outside bars and restaurants
- Many industrial applications from paint drying to plastic bottle making

Airfield

- Range of lamps for use on airfields
- Runway and taxiway lighting



GE UV Lamps

UVC Germicidal, UVA Blacklight, Blacklight Blue

GE provides the very best in product innovation, reliability, and quality. As one of the largest lamp manufacturers in the world, we offer customers our extensive knowledge and a comprehensive portfolio of UV lamps.



Application areas

- Sterilisation
- Insect traps
- Night clubs and events
- Diazo copy machines
- Marine/aquarium
- Film making

Application areas

- Healthcare
- HVAC Systems in commercial buildings
- Food processing
- Scientific labs
- Industrial, municipal, and residential water and pond treatment
- Biotech industry

Application areas

- Special effects in night clubs and events
- Insect traps
- Inspection and authentication
- Food processing plants
- Supermarkets/butchers/bakeries
- Restaurants

UVC Germicidal Water, air, and surface sterilisation

As our society demands a cleaner environment to live and work in, GE provides a safer and more efficient sterilisation technique. UVC Germicidal lamps' special glass transmits a spectral band of UV light effective for sterilisation. The UVC wavelength of 254 nm is proven to destroy air-borne bacteria, viruses, and mold spores by preventing DNA replication, effective even if the organism has become immune to other disinfection methods.



Blacklight & Blacklight Blue

Blacklight lamps consist of a regular fluorescent tube with a special phosphor coating to emit in the UVA range. These phosphors contain rare earth components that enable the lamp to last over a complete insect season. Blacklight Blue lamps are made of cobalt blue glass which absorbs most visible light.



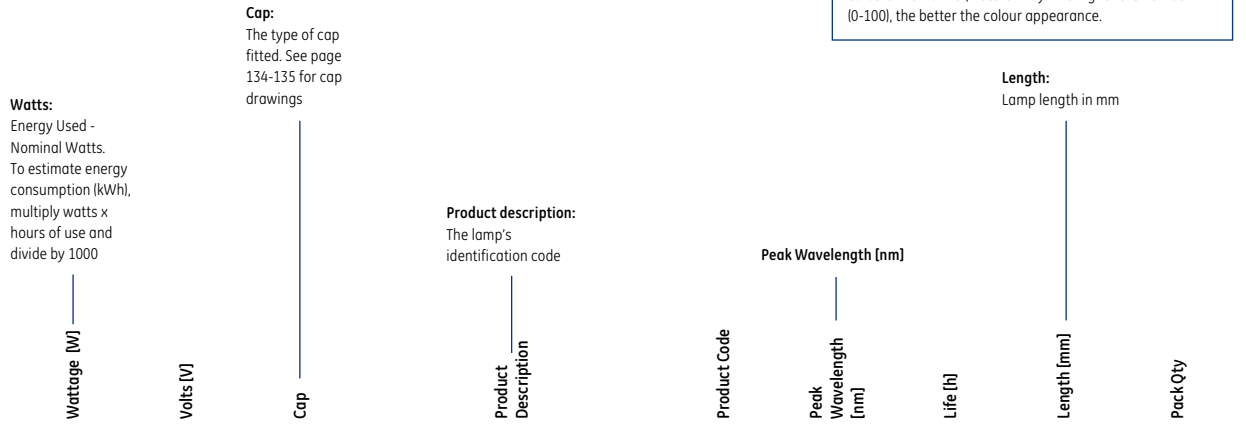
Specialty Lamps

Product identification

The following glossary of terms will help you when selecting lamps in this section. Within each product line, lamps are divided into families - within these families, lamps are listed by wattage. The Product Description can be used as a quick reference to each product's attributes. Where Life or Average Life are stated we refer to the industry standard definition of how many hours of operation 50% of a given installation will exceed.

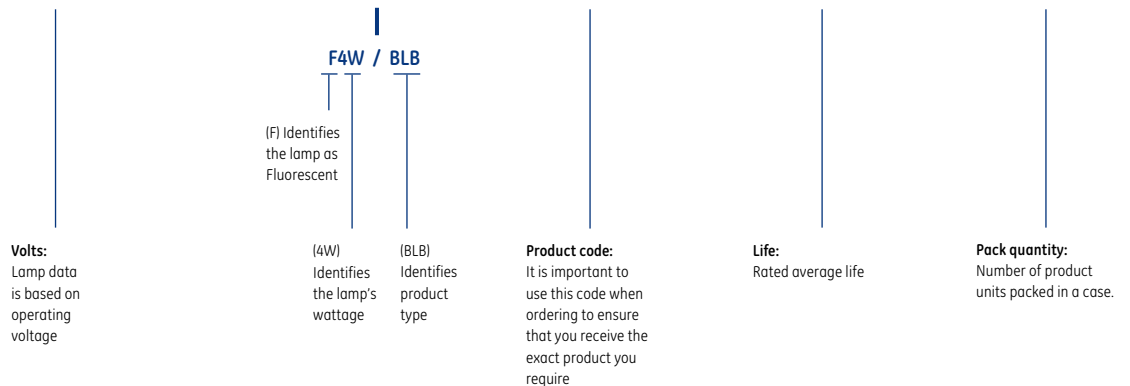
Additional parameters:

UV Output [Watts]: The initial UV Output at 100 hours
Initial UVA Irradiance [mW/cm² @ 20cm]: UV Output at 1 m after 100 hours
Lumens: Initial amount of light output
CCT [K]: Colour Temperature - Kelvins
 A measure of the visual "warmth" or "coolness" of the light from the lamp. The higher the value the whiter or "cooler" the light appears.
CRI [Ra]: Colour Rendering Index
 An indication of the ability of the lamp to render object colours in a normal, natural way. The higher the number (0-100), the better the colour appearance.

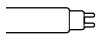


Blacklight Blue T5

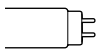
Wattage [W]	Volts [V]	Cap	Product Description	Product Code	Peak Wavelength [nm]	Life [h]	Length [mm]	Pack Qty
4	29	G5	F4W/BLB	39882	368	5,000	150	25
6	42	G5	F6W/BLB	39883	368	5,000	225	25
8	57	G5	F8W/BLB	39884	368	5,000	300	25



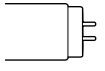
Wattage (W)	Volts (V)	Cap	Product Description	Product Code	Peak Wavelength (nm)	Life (h)	Length (mm)	Pack Qty
Blacklight Blue T5								
4	29	G5	F4W/T5/BLB	39882	368	5,000	150	25
6	42	G5	F6W/T5/BLB	39883	368	5,000	225	25
8	57	G5	F8W/T5/BLB	39884	368	5,000	300	25



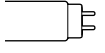
Blacklight Blue T8								
18	57	G13	F18/T8/BLB	88832	368	12,000	600	25
36	103	G13	F36/T8/BLB	88833	368	12,000	1,200	25



Blacklight Blue T12								
20	57	G13	F20W/T12/BLB	34747	368	9,000	600	6
40	101	G13	F40W/T12/BLB	25618	368	20,000	1200	6

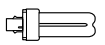


Black Light T8								
15	55	G13	F15WBL 350	16941	350	7,500	450	25

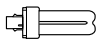


Wattage (W)	Volts (V)	Cap	Product Description	Product Code	Initial UVA Irradiance1 (mW/cm2 @ 20cm)	Peak Wavelength (nm)	Life (h)	Length (mm)	Pack Qty
-------------	-----------	-----	---------------------	--------------	---	----------------------	----------	-------------	----------

UVA Blacklight Biax™ - Internal Starter									
9	60	G23	F9BX BL G23	42935	440	368	440	167	10
11	91	G23	F11BX BL G23	42936	670	368	670	237	10
13.4	58	GX23	F13BX BL GX23	42937	630	368	630	177.5	10




UVA Blacklight Biax™ D - Internal Starter									
26	105	G24d-3	F26DBX BL G24d-3	42938	630	368	630	169.5	10




UVA Blacklight Biax™ L - External Starter									
24	87	2G11	F24BX BL 2G11	42939	980	368	980	326.8	10
36	107	2G11	F36BX BL 2G11	42940	1280	368	1,280	421.8	10
55	101	2G11	F55BX BL 2G11	42941	1630	368	1,630	541.8	10




Specialty Lamps




Wattage [W]	Volts [V]	Cap	Product Description	Product Code	UV Output [Watts]	Peak Wavelength [nm]	Life [h]	Length [mm]	Pack Qty
Germicidal T5									
4	29	Miniature Bi-pin	G4T5	15872	0.8	254	6,000	150	24
6	42	Miniature Bi-pin	G6T5	15873	1.7	254	6,000	226	24
8	57	Miniature Bi-pin	G8T5	11077	2.3	254	8,000	302	24
11	37	Miniature Bi-pin	G11T5	29495	2.2	254	8,000	226	24
16	50	Miniature Bi-pin	G16T5	16494	3.2	254	8,000	302	24
39	107	Single-pin (Fa8)	G36T5	15874	12	254	9,000	865	24
65	180	Single-pin (Fa8)	G64T5	15864	18	254	7,500	1575	24
39	115	Single 4 pin end cap	G36T5/4P/SE	29503	12	NA	8,000	845	24
65	250	Single 4 pin end cap	G64T5/4P/SE	29504	25	NA	8,000	1556	24




Wattage [W]	Volts [V]	Cap	Product Description	Product Code	UV Output [Watts]	Life [h]	Length [mm]	Pack Qty
Germicidal T8								
15	55	G13 Medium Bi-pin	G15T8	11078	4.8	8,000	451	24
25	46	G13 Medium Bi-pin	G25T8	11082	6.9	8,000	451	24
30	90	G13 Medium Bi-pin	G30T8	11080	12.4	8,000	908	24
55	83	G13 Medium Bi-pin	G55T8HO	15875	18	8,000	908	24



Wattage [W]	Volts [V]	Cap	Product Description	Product Code	UV Output [Watts]	Life [h]	Length [mm]	Pack Qty
Germicidal T4 Biax								
5	35	G23 2-pin	GBX5/UVC G23	40695	1.0	8,000	85	10
9	59	G23 2-pin	GBX9/UVC G23	40696	2.4	8,000	145	10
11	89	G23 2-pin	GBX11/UVC G23	40700	3.6	8,000	215	10



Wattage [W]	Volts [V]	Cap	Product Description	Product Code	UV Output [Watts]	Life [h]	Length [mm]	Pack Qty
Germicidal T6 Biax								
13	59	GX23 2-pin	GBX13/UVC GX23	40703	3.6	8,000	170	10
18	58	2G11 4-pin	GBX18/UVC/2G11	40704	5.3	8,000	225	10
36	106	2G114-pin	GBX36/UVC/2G11	40705	12	8,000	415	10
55	101	2G114-pin	GBX55/UVC/2G11	15885	16.5	8,000	535	10



Wattage [W]	Cap	Product Description	Product Code	Lumen [lm]	CCT [K]	CRI [Ra]	Life [h]	Length [mm]	Pack Qty
T8 covGuard™ PolyLux XLr™									
18	G13	F18W/830CVG	17203	1300	2950	85	15,000	600	25
18	G13	F18W/835CVG	17204	1300	3400	85	15,000	600	25
18	G13	F18W/840CVG	17205	1300	4000	85	15,000	600	25
36	G13	F36W/830CVG	17208	3250	2950	85	15,000	1200	25
36	G13	F36W/835CVG	17202	3250	3400	85	15,000	1200	25
36	G13	F36W/840CVG	17209	3250	4000	85	15,000	1200	25
58	G13	F58W/830CVG	12403	5050	2950	85	15,000	1500	25
58	G13	F58W/835CVG	12405	5050	3400	85	15,000	1500	25
58	G13	F58W/840CVG	12407	5050	4000	85	15,000	1500	25
70	G13	F70W/835CVG	12423	6100	3400	85	15,000	1800	25
70	G13	F70W/840CVG	12424	6100	4000	85	15,000	1800	25

Wattage (W)	Cap	Product Description	Product Code	Lumen (lm)	CCT (K)	CRI (Ra)	Life (h)	Length (mm)	Pack Qty
T5 covGuard™ Starcoat™ High Output (HO)									
24	G5	F24W/T5/830/ECO/CVG	71000	1950	3000	85	30,000	549	40
24	G5	F24W/T5/835/ECO/CVG	70998	1950	3500	85	30,000	549	40
24	G5	F24W/T5/841/ECO/CVG	70997	1950	4100	85	30,000	549	40
24	G5	F24W/T5/850/ECO/CVG	70999	1850	5000	85	30,000	549	40
24	G5	F24W/T5/865/ECO/CVG	70996	1800	6500	85	30,000	549	40
39	G5	F39W/T5/830/ECO/CVG	70995	3400	3000	85	30,000	849	40
39	G5	F39W/T5/835/ECO/CVG	70994	3400	3500	85	30,000	849	40
39	G5	F39W/T5/841/ECO/CVG	70993	3400	4100	85	30,000	849	40
39	G5	F39W/T5/850/ECO/CVG	70991	3250	5000	85	30,000	849	40
39	G5	F39W/T5/865/ECO/CVG	70990	3200	6500	85	30,000	849	40
54	G5	F54T5/830/HO/ECO/CVG	48433	4560	3000	85	30,000	1149	40
54	G5	F54T5/835/HO/ECO/CVG	48436	4560	3500	85	30,000	1149	40
54	G5	F54T5/841/HO/ECO/CVG	48458	4560	4100	85	30,000	1149	40
54	G5	F54T5/850/HO/ECO/CVG	80311	4465	5000	85	30,000	1149	40
54	G5	F54T5/865/HO/ECO/CVG	48469	4465	6500	85	30,000	1149	40



Arctic Cold Temperature T8 Fluorescent

18	G13	F18T8/840/ARCTIC	31148	1350	4100	85	18,000	600	12
----	-----	------------------	-------	------	------	----	--------	-----	----



Wattage (W)	Cap	Product Description	Product Code	Additional Information	Lumen (lm)	CCT (K)	CRI (Ra)	Life (h)	Length (mm)	Pack Qty
-------------	-----	---------------------	--------------	------------------------	------------	---------	----------	----------	-------------	----------

T8 Aquarium and Reptile*

15	G13	F15T8 F&SA	16965 /44212	Fresh & Salt Aqua	700	10000	60	9,000	450	10/6
15	G13	F15T8 FA	16977	Fresh Aqua	400	5000	70	7,500	450	10
15	G13	F15T8 SW	16987 /44230	Salt Water	210	-	-	7,500	450	10/6
15	G13	F15T8 REP	44239	Reptile	400	6400	82	7,500	450	6
18	G13	F18T8 F&SA	44213	Fresh & Salt Aqua	950	10000	60	10,000	450	6
18	G13	F18T8 FA	16979	Fresh Aqua	600	5000	70	7,500	600	10
18	G13	F18T8 SW	44231	Salt Water	430	-	-	9,000	600	6
18	G13	F18T8 REP	44240	Reptile	550	6400	82	7,500	600	6
25	G13	F25T8 F&SA	16968	Fresh & Salt Aqua	1350	10000	60	15,000	760	10
25	G13	F25T8 FA	16980	Fresh Aqua	805	5000	70	7,500	761	10
25	G13	F25T8 SW	16991	Salt Water	430	-	-	7,500	762	10
30	G13	F30T8 F&SA	16969 /44218	Fresh & Salt Aqua	1700	10000	60	15,000	910	10/6
30	G13	F30T8 SW	16992 /44235	Salt Water	540	-	-	7,500	910	10/6
30	G13	F30T8 REP	17004 /44241	Reptile	1100	6400	82	7,500	910	10/6
36	G13	F36T8 F&SA	16970 /44219	Fresh & Salt Aqua	2350	10000	60	15,000	1200	10/6
36	G13	F36T8 SW	16995 /44236	Salt Water	700	-	-	7,500	1200	10/6
36	G13	F36T8 REP	17006 /44242	Reptile	1250	6400	82	7,500	1200	10/6
38	G13	F38T8 F&SA	44220	Fresh & Salt Aqua	2200	10000	60	15,000	1060	6
38	G13	F38T8 FA	16984	Fresh Aqua	1320	5000	70	7,500	1060	10
38	G13	F38T8 SW	16999	Salt Water	650	-	-	7,500	1060	10



*This range is in transition from a 10 pack to a 6 pack.

Specialty Lamps

Wattage [W]	Volts [V]	Cap	Product Description	Product Code	CCT [K]	Life [h]	Length [mm]	Pack Qty
Quartz Heat								
500	120	Slv	QH500T3/CL	21788	2400	5,000	223.8	12
500	120	R7S	QH500T3/CL/7	21787	2400	5,000	220.5	12
1000	200-220	Slv	QH1000T3/CL	22355	2400	5,000	351	12
1000	230-250	Slv	QH1000T3/CL	22357	2400	5,000	351	12
1000	230-250	Slv	QH1000T3/CL/1	22358	2400	5,000	301	12
1000	230	Slv	QH1000T3/2CL/HT	22365	2400	5,000	351	12
1000	235	Slv	QH1MT3/CL/R/MS-235V	21377	2500	5,000	483	12
1000	230-250	Slv	QH1000T3/CL	22357	2400	5,000	351	12
1200	144	Slv	QH1200T3/CL	22531	2450	5,000	223.8	12
1200	144	Slv	QH1200T3/CL/HT	22532	2450	5,000	223.8	12
1600	200	Slv	QH1600T3/CL	22686	2350	5,000	503	12
1600	230-250	R7S	QH1600T3/CL/7	22691	2400	5,000	498.4	12
1600	230-250	Slv	QH1600T3/CL	22688	2400	5,000	503	12
2000	230	Slv	QH2M/T3/1CL/HT	22789	2450	5,000	303	12
2000	230-250	Slv	QH2M/T3/1CL/HT/VB	15551	2450	5,000	303	12
2000	220-250	Slv	QH2MT3/CL/VB	18668	2450	5,000	350.5	12
2000	230-250	Slv	QH2M/T3/CL/HT	22790	2450	5,000	350.8	12
2000	230-250	CER	QH2MT3/CL/HT/R	12716	2450	5,000	352.5	12
2500	460-500	Slv	QH2500T3/CL	22838	2400	5,000	731	12
2500	460-500	R7S	QH2500T3/CL/7	22837	2400	5,000	727	12
3650	480	Slv	QH3650/CL/5	10872	2500	5,000	1057	6
3800	550-600	Slv	QH3800/CL	22875	2500	5,000	1062	6
5000	575-625	Slv	QH5M/T3/1CL/HT	22900	2500	5,000	731.8	12



Wattage [W]	Volts [V]	Cap	Product Description	Product Code	CCT [K]	Life [h]	Length [mm]	Pack Qty
Jacketed Quartz Heat								
500	230-240	Special	HH 210 500W CLEAR 230-240V	20089	2450	5,000	218	10
1500	230-240	Special	HH 451 1500W RUBY 230-240V	20092	2450	5,000	348	10
2000	230-240	Special	HH 804 2000W RUBY 230-240V	20093	2450	5,000	348	10



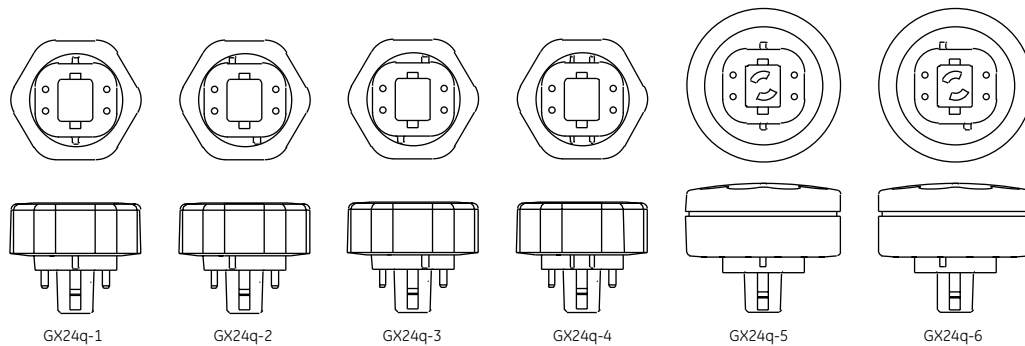
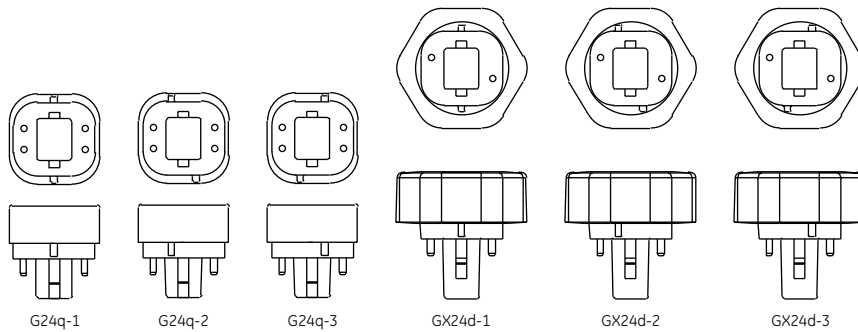
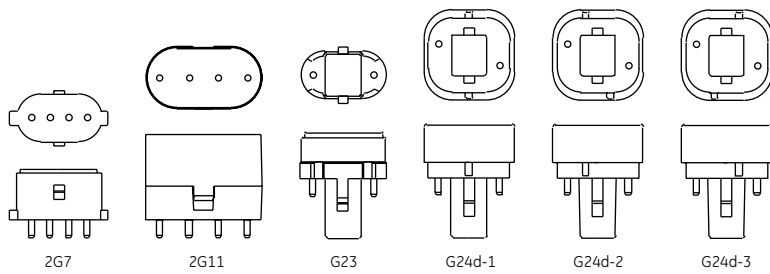
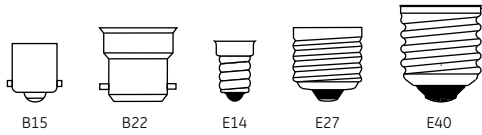
Infrared Quartz Heat – Ruby Slim

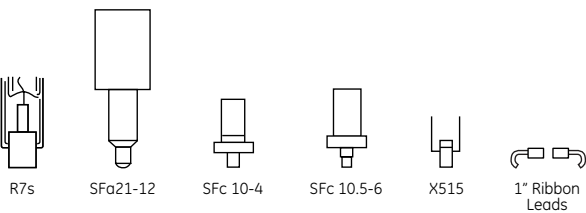
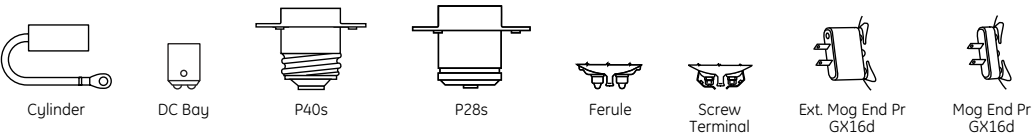
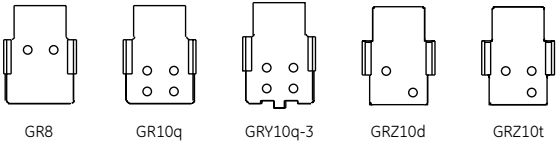
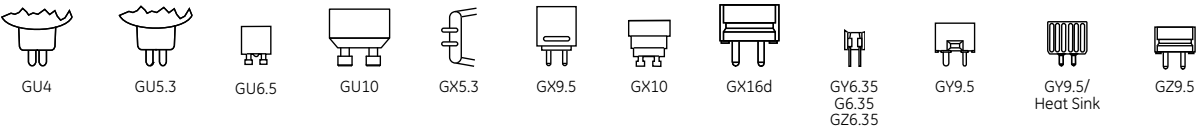
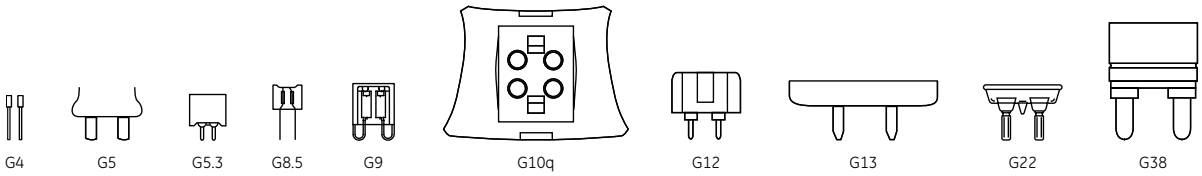
750	230-240	RX7s	QH 750W 230-240V Ruby Slim	40723	2450	5000	202.8	10
1300	230-240	RX7s	QH 1300W 230-240V Ruby Slim	42740	2450	5000	254	10

Wattage (W)	Volts (V)	Cap	Product Description	Product Code	Lumen (lm)	Life (h)	Length (mm)	Pack Qty
Airfield Lighting								
200	6.6A	Special 1" Ribbon Leads	Q6.6A/T4/5CL	23857	5000	500	76	12
200	6.6A	D.C.Bay	Q6.6AT4/DCR	23860	5150	500	64	12
200	6.6A	Scrw Term	Q6.6A/PAR56/3	33279	NA	1000	114	12
300	20A	Mog End Pr GX16d	Q20A/PAR56/C	15482	NA	500	127	12
499	20A	Scrw Term	Q20A/PAR56/3	23863	NA	500	114	12
45	6.6A	Mycalex cap & Prefocus collar	AF6/2 6.6A 45W	88420	760	600	54	100
100	6.6A	Mycalex cap & Prefocus collar	AF 6/5T 6.6A 100W	88417	2100	600	60	100
200	6.6A	Mycalex cap & Prefocus collar	AF7/2 6.6A 200W	88413	4800	600	54	100
45	6.6A	PK30d	Q6.6A45PK30d male	80583	800	1000	13.5	10
45	6.6A	PK30d	Q6.6A45PK30d female	80587	800	1000	13.5	10
100	6.6A	PK30d	Q6.6A100PK30d male	80584	2700	1000	13.5	10
100	6.6A	PK30d	Q6.6A100PK30d female	80588	2700	1000	13.5	10
150	6.6A	PK30d	Q6.6A150PK30d male	80585	3600	1000	13.5	10
150	6.6A	PK30d	Q6.6A150PK30d female	80589	3600	1000	13.5	10
200	6.6A	PK30d	Q6.6A200PK30d male	80586	4800	1000	13.5	10
200	6.6A	PK30d	Q6.6A200PK30d female	80590	4800	1000	13.5	10

Cap drawings

All cap drawings are a guide, if further technical details are required please contact your nearest sales office.





Choosing the right fitting

Highways, streets, industrial, commercial and residential areas - GE has carefully selected a range of lamps and luminaires that offer specific benefits, depending upon what lighting effects you require.

Outdoor Lighting

Designing a lighting scheme for a stretch of road is by no means as simple as it may first appear. There are guidelines that advise on the required brightness levels, and widely available information on the energy efficiency of different lighting types.

Given the huge public investment involved, one of the main requirements for traffic lighting is the highest illuminance for the least cost, so high efficacy, long-life sources are the standard. For safety and security reasons, outdoor lighting must also create highly uniform lighting on the road surface, with minimum glare.

In addition, cities and towns are becoming 24 hour venues with ongoing activity, day or night. In order to facilitate this 24/7 operation we need light; but the lighting solution needs to provide more than just functional illumination. It also needs to be aesthetically pleasing both during daylight hours and whilst in operation.

With all these requirements in mind GE Lighting manufactures a comprehensive range of outdoor lighting fittings. The range provides lighting solutions for secondary residential roads, through to highways and motorways and decorative amenity lighting fittings to help create a more pleasant environment.

Indoor Lighting

For industrial and commercial environments, the use of appropriate illumination systems is essential for profitable growth: greater safety in the workplace, improved productivity and reduced error and reject rates. The design of the 'most appropriate illumination system' is not limited to easily quantifiable aspects (energy savings, efficacy, etc.), but must also pay heed to qualitative aspects, such as visual comfort and the appearance of the installation.



GE has a comprehensive range of indoor and outdoor fittings. For detailed information please refer to our separate luminaire catalogue.

Solutions for sustainable cities

Our heritage, our future

We believe that better technology is the answer to our customers' environmental challenges. We are confident that we can find tomorrow's solutions to those challenges just as we have since the days of our founder, Thomas Edison.

Throughout our 130 year history, we have invented solutions to meet our customers' greatest needs. Over many years, we have developed one of the broadest ranges of environmentally advanced technologies. We will build on this legacy of success by searching and developing

next generation clean technologies. Our goal is to be a leader in bringing clean energy, air and improved quality of life to the world's citizens.

GE Lighting has combined its luminaire and LED expertise to bring unmatched product quality and reliability together in an integrated approach. With a full understanding of customers' needs, we have developed an advanced and effective system.

Applications

Site, area and general lighting utilising advanced LED optical system providing uniformity, improved vertical light distribution, reduced both off-site and on-site glare and effective security light levels.



LED Area Lighter



Iberia



Duna



Avery



Sustainable lighting

LED area lighting luminaire

New Technology

Index By Product Description

LED systems

Product Description	Product Code	Page No.
LB24/35K	74217	16
LB24/42K	74225	16
LB30/35K	74218	16
LB30/42K	74226	16
LB36/35K	74219	16
LB36/42K	74227	16
LB42/35K	74220	16
LB42/42K	74228	16
LB48/35K	74221	16
LB48/42K	74229	16
LB54/35K	74222	16
LB54/42K	74230	16
LB60/35K	74223	16
LB60/42K	74231	16
LB72/35K	74224	16
LB72/42K	74232	16
LB-CLIP	74243	17
LB-EXT-CLIP	74244	17
LB-POWER SUPPLY	74601	17
LB-TUBE-MOUNT	74245	17
LB-WIRE-END (BEAUTY COVER)	74241	17
LC12/727/240V	73100	17
LC12/730/240V	73101	17
LC12/741/240V	73826	17
LC-JC/1m/CE	73616	17
LC-LC/12m/CE	73617	17
LC-LC/3m/CE	73618	17
LC-MT48/0	73105	17
LC-MT48/15	73106	17
LC-MT48/30	73107	17
LED GU10 1W 220-240V	96737	15
LED GU10 1W 220-240V	96738	15
LED MR16 GU5.3 1W 12V	96739	15
LED PAR16 E14 1W 220-240V	96740	15
LED/GU10 1W 220-240V	96736	15
LED4/GU10/830/230V/WFL	75280	15
LED4/GU10/830/240V/WFL	75281	15
LED4/R50/830/230V/WFL/E14	75288	15
LED4/R50/830/240V/WFL/E14	75289	15
LED7/R63/827/220-240V/FL/B22	76099	15
LED7/R63/827/220-240V/FL/E27	76093	15
LED7/R63/827/220-240V/WFL/B22	76100	15
LED7/R63/827/220-240V/WFL/E27	76094	15
LED7/R63/830/220-240V/FL/B22	75296	15
LED7/R63/830/220-240V/FL/E27	75294	15
LED7/R63/830/220-240V/WFL/B22	75297	15
LED7/R63/830/220-240V/WFL/E27	75295	15
OT VIO/CON	73738	16
VIO/1.2W/730	73357	16
VIO/1.2W/735	73355	16
VIO/1.2W/741	73353	16
VIO/1.2W/830	73351	16
VIO/1.2W/835	73349	16
VIO/1.2W/841	73347	16
VIO/3.6W/730	73356	16
VIO/3.6W/735	73354	16
VIO/3.6W/741	73352	16
VIO/3.6W/830	73350	16
VIO/3.6W/835	73348	16
VIO/3.6W/841	73346	16

Product Description	Product Code	Page No.
VIO/7.2W/730	74759	16
VIO/7.2W/735	74760	16
VIO/7.2W/741	74761	16
VIO/7.2W/830	74762	16
VIO/7.2W/835	74763	16
VIO/7.2W/841	74764	16

High-Intensity Discharge Lamps

Product Description	Product Code	Page No.
ARC150/G12/830	88654	32
ARC150/G12/842	88655	32
ARC150/TD/952/Rx7s-24	93772	32
ARC150/UVC/AQUA/TD/865/Rx7s-24	35284	32
ARC150/UVC/TD/732/Rx7s-24	34527	32
ARC150/UVC/TD/742/Rx7s-24	34535	32
ARC150/UVC/TD/BLUE/Rx7s-24	12182	32
ARC150/UVC/TD/GREEN/Rx7s-24	12181	32
ARC150/UVC/TD/MAGENTA/Rx7s-24	12184	32
ARC150/UVC/TD/ORANGE/Rx7s-24	12183	32
ARC250/D/H/740/E40	16870	32
ARC250/D/H/960/E40	30047	32
ARC250/D/VBU/960/E40	32666	32
ARC250/T/H/742/E40	42357	32
ARC250/T/H/960/E40	32664	32
ARC250/T/VBU/960/E40	32665	32
ARC250/TD/832/Fc2	30099	32
ARC250/TD/842/Fc2	30101	32
ARC400/T/H/742/E40	42369	32
ARC70/T/U/730/G12	35794	32
ARC70/T/U/842/G12	35795	32
ARC70/UVC/TD/730/Rx7s	34530	32
ARC70/UVC/TD/742/Rx7s	34536	32
BLS/E/150W/CMH	13050	31
BLS/E/150W/CMH	73735	31
BLS/E/150W/CMH/R	13053	31
BLS/E/20W/CMH	13032	31
BLS/E/20W/CMH/R	13034	31
BLS/E/20W/CMHSMP	44879	31
BLS/E/20W/CMHSMP	42387	31
BLS/E/20W/CMHSMP/R	96804	31
BLS/E/35W/CMH	73359	31
BLS/E/35W/CMH/R	13036	31
BLS/E/70W/CMH	73358	31
BLS/E/70W/CMH/R	13047	31
CMH100/E/UVC/U/830/E27/C	46191	30
CMH100/E/UVC/U/830/E27/D	46194	30
CMH100/TT/UVC/830/E40	92478	31
CMH150/T/UVC/U/830/G12	20012	29
CMH150/T/UVC/U/942/G12	20014	29
CMH150/TD/UVC/830/Rx7s-24	36912	29
CMH150/TD/UVC/942/Rx7s-24	38692	29
CMH150/TT/UVC/830/E40	38749	31
CMH150/UVC/O/T/U/830/E40	21516	31
CMH150/UVC/O/T/U/942/E40	21517	31
CMH150/UVC/O/U/940/E27/D	43286	30
CMH150/UVC/O/U/942/E27/C	43285	30
CMH150/UVC/T/U/842/E40	21514	31
CMH20/MR16/UVC/830/GX10/FL GX10	40401	30

Product Description	Product Code	Page No.
CMH20/MR16/UVC/830/GX10/SP	40400	30
CMH20/MR16/UVC/830/GX10/WFL GX10	42691	30
CMH20/PAR20/UVC/830/E27/FL25	26481	30
CMH20/T/UVC/U/830/G12 PLUS	42708	29
CMH20/TC/UVC/830/GU6.5	40399	29
CMH20/TC/UVC/U/830/G8.5 PLUS	39858	29
CMH20PAR20/UVC/830/E27/SP10	26478	30
CMH20PAR30/UVC/830/E27/FL25	26518	30
CMH20PAR30/UVC/830/E27/SP10	26497	30
CMH250/E/UVC/U/830/E40/D	10591	30
CMH250/TT/UVC/U/830/E40	10589	31
CMH35/MR16/UVC/930/GX10/FL GX10	88659	30
CMH35/MR16/UVC/930/GX10/SP GX10	88658	30
CMH35/MR16/UVC/930/GX10/WFL GX10	88660	30
CMH35/MR16/UVC/942/GX10/FL GX10	88662	30
CMH35/MR16/UVC/942/GX10/SP GX10	88661	30
CMH35/MR16/UVC/942/GX10/WFL GX10	88663	30
CMH35/PAR20/UVC/830/E27/FL25	21685	30
CMH35/PAR20/UVC/830/E27/SP10	21684	30
CMH35/PAR20/UVC/942/E27/FL25	44919	30
CMH35/PAR20/UVC/942/E27/SP10	44890	30
CMH35/PAR30/UVC/830/E27/FL 25	21690	30
CMH35/PAR30/UVC/830/E27/SP10	21689	30
CMH35/PAR30/UVC/942/E27/FL25	44942	30
CMH35/PAR30/UVC/942/E27/SP10	44939	30
CMH35/T/UVC/930/GU6.5	88656	29
CMH35/T/UVC/942/GU6.5	88657	29
CMH35/T/UVC/U/830/G12 PLUS	43272	29
CMH35/T/UVC/U/842/G12	92141	29
CMH35/TC/UVC/U/830/G8.5 PLUS G8.5	43273	29
CMH35/TC/UVC/U942/G8.5	26348	29
CMH35/TD/UVC/830/Rx7s	43278	29
CMH400/E/UVC/U/830/E40	13087	30
CMH400/TT/UVC/U/830/E40	13067	31
CMH70/E/UVC/U/830/E27/C	46189	30
CMH70/E/UVC/U/830/E27/D	46187	30
CMH70/PAR30/UVC/830/E27/FL40	21682	30
CMH70/PAR30/UVC/830/E27/SP15	21683	30
CMH70/T/UVC/U/830/G12	20005	29
CMH70/T/UVC/U/930/G12 ULTRA	96752	29
CMH70/T/UVC/U/942/G12	20013	29
CMH70/TC/UVC/U/830/G8.5 PLUS G8.5	43274	29
CMH70/TC/UVC/U/930/G8.5 ULTRA	96751	29
CMH70/TC/UVC/U/942/G8.5	26349	29
CMH70/TD/UVC/830/Rx7s	36910	29
CMH70/TD/UVC/942/Rx7s	38698	29
CMH70/TT/UVC/830/E27	38752	31
CMH70/UVC/O/U/940/E27/D	43282	30
H125/27/1/24	73736	35
H250/40 1/12	73737	35
H400/40 START	45170	35
H80/27 START	44182	35
KRC250/CMH/830/T/H/E40	20302	31
KRC400/D/H/740/E40	16875	33
KRC400/D/H/960/E40	10834	33
KRC400/D/VBU/740/E40	16872	33
KRC400/D/VBU/960/E40	10837	33
KRC400/E/VBU/645/E40	16871	33
KRC400/T/H/960/E40	30052	33

Product Description	Product Code	Page No.
KRC400/T/VBU/960/E40	30704	33
LU 100/XO/SBY/D/E40	88255	34
LU 100/XO/SBY/T/E40	88256	34
LU 70/90/MO/D/E27 1/12	46217	35
LU 70/90/MO/I/E27 1/12	46209	35
LU 70/90/MO/T/E27 1/25	46221	34
LU 70/XO/SBY/D/E27	88257	34
LU 70/XO/SBY/T/E27	88258	34
LU100/100/MO/D/40	93766	35
LU100/100/MO/SBY/T/40	17899	34
LU100/100/MO/T/40	93767	34
LU100/100/XO/D/40	93379	34
LU100/100/XO/T/40	93376	34
LU1000/110/D/40	30228	35
LU1000/110/T/40 4pk	45751	34
LU1000/TD	30246	35
LU150/100/40	44244	34
LU150/100/D/40	44245	35
LU150/100/SBY/D/40	35589	34
LU150/100/SBY/T/40	35594	34
LU150/100/XO/D/40	93380	34
LU150/150/XO/T/40	93377	34
LU250/D/40	44052	35
LU250/SBY/D/40	35590	34
LU250/SBY/T/40	35586	34
LU250/T/40	22453	34
LU250/TD	30241	35
LU250/XO/D/40	93381	34
LU250/XO/T/40	93378	34
LU400/D/40	44057	35
LU400/SBY/D/40	35591	34
LU400/SBY/T/40	35582	34
LU400/T/40	11678	34
LU400/TD	30244	35
LU400/XO/D/40	93296	34
LU400/XO/T/40	93269	34
LU400V/600W/PSL/T/E40	43440	35
LU400V/600W/PSL/T/E40/Bulk	43439	35
LU400V/750W/PSL/T/E40	43438	35
LU400V/750W/PSL/T/E40/Bulk	43437	35
LU400W/PSL/T/E40	17106	35
LU400W/PSL/T/E40/Bulk	44304	35
LU50/85/MO/D/E27 1/25	88554	35
LU50/85/MO/D/I/E27 1/12	88556	35
LU50/85/MO/SBY/D/E27	88557	34
LU50/85/MO/SBY/T/E27	88558	34
LU50/85/MO/T/E27 1/25	88553	34
LU50/85/XO/D/27	45696	34
LU50/85/XO/T/27	93373	34
LU600/XO/T/40	93270	34
LU600W/PSL/T/E40	17108	35
LU600W/PSL/T/E40/Bulk	44305	35
LU70/90/MO/D/I/E27 1/12	46186	35
LU70/90/MO/SBY/D/E27	88269	34
LU70/90/MO/SBY/T/E27	88268	34
LU70/90/XO/D/27	45697	34
LU70/90/XO/T/27	93375	34
LU750W/PSL/T/E40	17109	35
LU750W/PSL/T/E40/Bulk	44306	35
LUH110/D/27-SHx	39512	35

Product Description	Product Code	Page No.
ML 160/ 230-240V, 822	96727	35
ML 160/ 230-240V, E27	96724	35
ML 160/ 240-250V, E27	96728	35
ML 250/ 230-240V, E27	96725	35
ML 250/ 230-240V, E40	96723	35
ML 250/240-250V, E40	96726	35
ML 500/ 230-240V, E40	96713	35
MPR400/C/VBU/O/40	27738	33
MVR1000/U/40	41828	33
MVR250/C/U/40	44543	33
MVR250/U/40	44542	33
MVR400/C/U/40	43908	33
MVR400/C/VBU/40	49857	33
MVR400/U/40	43907	33
MVR400/VBU/40	49860	33
SPL1000/T/H/960/E40 1/4	88882	33
SPL1500/L/H/652/Rx75M	16920	33
SPL2000/I/T/H/640/E40	33148	33
SPL2000/I/T/H/960/E40	30103	33
SPL2000/L/H/654	16922	33
SPL2000/T/H/960/E40	30102	33

Linear Fluorescent Lamps

155/200/4-22W/TANDEM/BX	36711	54
155/200/4-22W/TANDEM/IND	36714	54
155/501/4/65W/UNIV/BX	36536	54
155/501/4/65W/UNIV/IND	36537	54
155/800/75-140W/BX	37864	54
155/801/75-115W/IND	37974	54
F13W/T5/29/SL	12684	50
F13W/T5/33/SL	12693	50
F13W/T5/35/SL	12694	50
F13W/T5/827/SL	12701	50
F13W/T5/840/SPECFILL/IND	45695	50
F14/T5/830/WM	88364	47
F14/T5/835/WM	88363	47
F14/T5/840/WM	88362	47
F14/T5/865/WM	88361	47
F14W/T5/827/LL	90230	48
F14W/T5/830/LL	90239	48
F14W/T5/830/LL	39964	48
F14W/T5/835/LL	90246	48
F14W/T5/835/LL	39961	48
F14W/T5/840/LL	90247	48
F14W/T5/840/LL	39973	48
F14W/T5/865/LL	90244	48
F14W/T5/865/LL	90222	48
F15W/29	29527	53
F15W/33	29524	53
F15W/35	29531	53
F15W/54	29534	53
F15W/55	29687	53
F15W/T8/827/POLYLUX	23247	52
F15W/T8/830/POLYLUX	23248	52
F15W/T8/840/POLYLUX	23249	52
F18/T8/830/16W/WM	73605	51
F18/T8/830/POLYLUX/LL	70980	51
F18/T8/835/16W/WM	73606	51
F18/T8/840/16W/WM	73607	51

Product Description	Product Code	Page No.
F18/T8/840/POLYLUX/LL	70981	51
F18/T8/860/16W/WM	73608	51
F18W/25	29548	53
F18W/29	29546	53
F18W/33	35098	53
F18W/35	37139	53
F18W/54	34883	53
F18W/T8/827/POLYLUX	93315	52
F18W/T8/830/CGV	17203	52
F18W/T8/830/POLYLUX	93319	52
F18W/T8/835/CGV	17204	52
F18W/T8/835/POLYLUX	93311	52
F18W/T8/840/CGV	17205	52
F18W/T8/840/POLYLUX	93317	52
F18W/T8/860/POLYLUX	12606	52
F21/T5/830/WM	88360	47
F21/T5/835/WM	88358	47
F21/T5/840/WM	88357	47
F21/T5/865/WM	88359	47
F21W/T5/827/LL	90245	48
F21W/T5/830/LL	90248	48
F21W/T5/830/LL	39976	48
F21W/T5/835/LL	90249	48
F21W/T5/835/LL	39977	48
F21W/T5/840/LL	90250	48
F21W/T5/840/LL	39978	48
F21W/T5/865/LL	90251	48
F21W/T5/865/LL	39979	48
F24/T5/830/WM	88352	47
F24/T5/835/WM	88351	47
F24/T5/840/WM	88350	47
F24/T5/865/WM	88349	47
F24W/T5/827/LL	90262	49
F24W/T5/830/ECO/CGV	71000	50
F24W/T5/830/LL	90263	49
F24W/T5/830/LL	39998	49
F24W/T5/835/ECO/CGV	70998	50
F24W/T5/835/LL	90264	49
F24W/T5/835/LL	90196	49
F24W/T5/840/LL	90265	49
F24W/T5/840/LL	90197	49
F24W/T5/841/ECO/CGV	70997	50
F24W/T5/850/ECO/CGV	70999	50
F24W/T5/865/ECO/CGV	70996	50
F24W/T5/865/LL	90266	49
F24W/T5/865/LL	90198	49
F28/T5/830/WM	88345	47
F28/T5/835/WM	88346	47
F28/T5/840/WM	88356	47
F28/T5/865/WM	88341	47
F28W/T5/827/LL	90252	48
F28W/T5/830/LL	90253	48
F28W/T5/830/LL	39982	48
F28W/T5/835/LL	90254	48
F28W/T5/835/LL	39983	48
F28W/T5/840/LL	90255	48
F28W/T5/840/LL	39984	48
F28W/T5/865/LL	90256	48
F28W/T5/865/LL	39985	48
F30W/25	17525	53
F30W/29	18145	53



Index By Product Description

Product Description	Product Code	Page No.
F30W/33	18137	53
F30W/35	18147	53
F30W/54	18146	53
F30W/T8/827/POLYLUX	18138	52
F30W/T8/830/POLYLUX	18141	52
F30W/T8/840/POLYLUX	18142	52
F35/T5/830/WM	88355	47
F35/T5/835/WM	88342	47
F35/T5/840/WM	88354	47
F35/T5/865/WM	88353	47
F35W/T5/827/LL	90257	48
F35W/T5/830/LL	90258	48
F35W/T5/830/LL	39989	48
F35W/T5/835/LL	90259	48
F35W/T5/835/LL	39990	48
F35W/T5/840/LL	90260	48
F35W/T5/840/LL	39991	48
F35W/T5/865/LL	90261	48
F35W/T5/865/LL	39992	48
F36/T8/830/32W/WM	96748	51
F36/T8/830/POLYLUX/LL	43508	51
F36/T8/835/32W/WM	96749	51
F36/T8/840/32W/WM	96750	51
F36/T8/840/POLYLUX/LL	43509	51
F36/T8/860/32W/WM	96747	51
F36W/25	29568	53
F36W/29	29565	53
F36W/33	35099	53
F36W/35	37734	53
F36W/54	34886	53
F36W/T8/827/POLYLUX	19977	52
F36W/T8/830/CVG	17208	52
F36W/T8/830/POLYLUX	18192	52
F36W/T8/835/CVG	17202	52
F36W/T8/835/POLYLUX	19991	52
F36W/T8/840/CVG	17209	52
F36W/T8/840/POLYLUX	16856	52
F36W/T8/860/POLYLUX	12942	52
F36W-1M/33	92518	53
F36W-1M/54	92519	53
F36W-1M/T8/830/POLYLUX	23260	52
F36W-1M/T8/840/POLYLUX	23262	52
F38W/35	92520	53
F39/T5/830/WM	88348	47
F39/T5/835/WM	88347	47
F39/T5/840/WM	88344	47
F39/T5/865/WM	88334	47
F39W/T5/827/LL	90267	49
F39W/T5/830/ECO/CVG	70995	50
F39W/T5/830/LL	90268	49
F39W/T5/830/LL	90201	49
F39W/T5/835/ECO/CVG	70994	50
F39W/T5/835/LL	90269	49
F39W/T5/835/LL	90202	49
F39W/T5/840/LL	90270	49
F39W/T5/840/LL	90203	49
F39W/T5/841/ECO/CVG	70993	50
F39W/T5/850/ECO/CVG	70991	50
F39W/T5/865/ECO/CVG	70990	50
F39W/T5/865/LL	90271	49
F39W/T5/865/LL	90204	49
F40W/UT8/33	29892	54

Product Description	Product Code	Page No.
F40W/UT8/35	29891	54
F40W/UT8/835	29904	54
F49/T5/830/WM	88343	47
F49/T5/835/WM	88339	47
F49/T5/840/WM	88336	47
F49/T5/865/WM	88340	47
F49W/T5/827/LL	90277	49
F49W/T5/830/LL	90278	49
F49W/T5/830/LL	90219	49
F49W/T5/835/LL	90279	49
F49W/T5/835/LL	90221	49
F49W/T5/840/LL	90280	49
F49W/T5/840/LL	90223	49
F49W/T5/865/LL	90281	49
F49W/T5/865/LL	90224	49
F4W/T5/33/SL	39441	50
F4W/T5/35/SL	39446	50
F54/T5/830/WM	88328	47
F54/T5/835/WM	88338	47
F54/T5/840/WM	88337	47
F54/T5/865/WM	88333	47
F54W/T5/827/LL	90272	49
F54W/T5/830/ECO/CVG	48433	50
F54W/T5/830/LL	90273	49
F54W/T5/830/LL	90232	49
F54W/T5/835/ECO/CVG	48436	50
F54W/T5/835/LL	90274	49
F54W/T5/835/LL	90206	49
F54W/T5/840/LL	90275	49
F54W/T5/840/LL	90209	49
F54W/T5/841/ECO/CVG	48458	50
F54W/T5/850/ECO/CVG	80311	50
F54W/T5/865/ECO/CVG	48469	50
F54W/T5/865/LL	90276	49
F54W/T5/865/LL	90211	49
F58/T8/830/POLYLUX/LL	43510	51
F58/T8/840/POLYLUX/LL	43511	51
F58W/25	29577	53
F58W/29	29571	53
F58W/33	29570	53
F58W/35	37627	53
F58W/54	29580	53
F58W/T8/827/POLYLUX	93330	52
F58W/T8/830/CVG	12403	52
F58W/T8/830/POLYLUX	93334	52
F58W/T8/835/CVG	12405	52
F58W/T8/835/POLYLUX	93331	52
F58W/T8/840/CVG	12407	52
F58W/T8/840/POLYLUX	93333	52
F58W/T8/860/POLYLUX	12943	52
F6W/T5/33/SL	39445	50
F6W/T5/33/SPECFILL/IND	40307	50
F6W/T5/35/SL	39442	50
F6W/T5/840/SPECFILL/IND	40327	50
F70/T8/830/POLYLUX/LL	43513	51
F70/T8/840/POLYLUX/LL	43514	51
F70W/33	40679	53
F70W/35	40683	53
F70W/T8/830/POLYLUX	42791	52
F70W/T8/835/CVG	12423	52
F70W/T8/835/POLYLUX	42792	52
F70W/T8/840/CVG	12424	52

Product Description	Product Code	Page No.
F70W/T8/840/POLYLUX	42793	52
F72T8/CW	10829	53
F80/T5/830/WM	88329	47
F80/T5/835/WM	88330	47
F80/T5/840/WM	88332	47
F80/T5/865/WM	88331	47
F80W/T5/830/LL	90283	49
F80W/T5/830/LL	90226	49
F80W/T5/835/LL	90284	49
F80W/T5/835/LL	90227	49
F80W/T5/840/LL	90285	49
F80W/T5/840/LL	90228	49
F80W/T5/865/LL	90286	49
F80W/T5/865/LL	90229	49
F8W/35/T5/SPECFILL/IND	91451	50
F8W/T5/29/SL	37754	50
F8W/T5/33/SL	37755	50
F8W/T5/33/SPECFILL/IND	91450	50
F8W/T5/33/SPECFILL/SL	27011	50
F8W/T5/35/SL	37756	50
F8W/T5/35/SPECFILL/SL	27027	50
F8W/T5/827/IND	37008	50
F8W/T5/840/IND	37009	50
F8W/T5/840/SPECFILL/IND	40331	50
F8W/T5/865/SPECFILL/IND	45034	50
F96PG17/CW	11009	54
F96T12/CW	25619	54
F96T8/CW	10912	53
FC22W/T5/827	75707	51
FC22W/T5/830	75709	51
FC22W/T5/840	75710	51
FC22W/T5/865	75711	51
FC22W/T9/33	10455	54
FC22W/T9/54	10454	54
FC32W/T9/33	10462	54
FC32W/T9/54	10456	54
FC40W/T5/827	75712	51
FC40W/T5/830	75713	51
FC40W/T5/840	75715	51
FC40W/T5/865	75716	51
FC40W/T9/33	10474	54
FC40W/T9/54	10508	54
FC55W/T5/827	75717	51
FC55W/T5/830	75718	51
FC55W/T5/840	75719	51
FC55W/T5/865	75720	51

Compact Fluorescent Lamps Non-Integrated

BLS/E/1X57-70W/QBX 220-240V	13248	68
F10DBX/SPX27/827/4P	30031	66
F10DBX/SPX30/830/4P	12877	66
F10DBX/SPX35/835/4P	30032	66
F10DBX/SPX41/840/4P	30034	66
F10DBXT4/SPX27/827	12872	65
F10DBXT4/SPX30/830	12874	65
F10DBXT4/SPX35/835	12875	65
F10DBXT4/SPX41/840	12876	65
F10DBXT4/SPX65 865	12997	65
F10W/2D/827/4P	88105	68
F10W/2D/835/4P	88106	68

Product Description	Product Code	Page No.
F11BX/827	37663	65
F11BX/827/4P	37717	65
F11BX/830	38928	65
F11BX/835	37666	65
F11BX/840	37664	65
F11BX/840	38986	65
F11BX/840/4P	37713	65
F11BX/865/4P	12603	65
F13DBX/SPX27/827/4P	30035	66
F13DBX/SPX30/830/4P	10580	66
F13DBX/SPX35/835/4P	30037	66
F13DBX/SPX41/840/4P	30038	66
F13DBXT4/SPX27/827	18557	65
F13DBXT4/SPX30/830	12956	65
F13DBXT4/SPX35/835	18559	65
F13DBXT4/SPX41/840	20532	65
F13DBXT4/SPX65/865	13015	65
F13TBX/827/A/2P	35940	66
F13TBX/SPX27/827/A/4P	34391	66
F13TBX/SPX30/830/A/2P	35966	66
F13TBX/SPX30/830/A/4P	34395	66
F13TBX/SPX35/835/A/4P	34400	66
F13TBX/SPX41/840/A/4P	34387	66
F13TBX/SPX41/A/2P	35941	66
F162D/827	41744	68
F162D/827/4P	41746	68
F162D/830/4P	75066	68
F162D/835	41745	68
F162D/835/4P	41747	68
F162D/860	41749	68
F18BX/827	41087	67
F18BX/830	41088	67
F18BX/835	41089	67
F18BX/840	41090	67
F18DBX/SPX27/827/4P	12865	66
F18DBX/SPX30/830/4P	12866	66
F18DBX/SPX35/835/4P	12869	66
F18DBX/SPX41/840/4P	12870	66
F18DBXT4/SPX27/827	12860	65
F18DBXT4/SPX30/830	12861	65
F18DBXT4/SPX35/835	12863	65
F18DBXT4/SPX41/840	12864	65
F18DBXT4/SPX65/865	13017	65
F18TBX/SPX27/827/A/2P	35945	66
F18TBX/SPX27/827/A/4P	34392	66
F18TBX/SPX30/830/A/2P	35944	66
F18TBX/SPX30/830/A/4P	34396	66
F18TBX/SPX35/835/A/2P	35937	66
F18TBX/SPX35/835/A/4P	34405	66
F18TBX/SPX41/840/A/2P	35939	66
F18TBX/SPX41/840/A/4P	34385	66
F212D/827/4P	41794	68
F212D/835/4P	41806	68
F212D/860/4P	41808	68
F24BX/827	41128	67
F24BX/830	41134	67
F24BX/835	41145	67
F24BX/840	41155	67
F26DBX/SPX27/827/4P	35247	66
F26DBX/SPX30/830/4P	35235	66
F26DBX/SPX35/835/4P	35248	66
F26DBX/SPX41/840/4P	35236	66

Product Description	Product Code	Page No.
F26DBXT4/SPX27/827	35250	65
F26DBXT4/SPX30/830	35237	65
F26DBXT4/SPX35/835	35251	65
F26DBXT4/SPX41/840	35252	65
F26DBXT4/SPX65/865	35305	65
F26TBX/SPX27/827/A/2P	35959	66
F26TBX/SPX27/827/A/4P	34393	66
F26TBX/SPX30/830/2P	92703	66
F26TBX/SPX30/830/A/2P	35952	66
F26TBX/SPX30/830/A/4P	34397	66
F26TBX/SPX35/835/A/4P	34406	66
F26TBX/SPX41/840/2P	92702	66
F26TBX/SPX41/840/A/2P	35964	66
F26TBX/SPX41/840/A/4P	34381	66
F26TBX/SPX65/865/A/2P	35965	66
F282DT5/827/2P	10546	68
F282DT5/827/4P	10547	68
F282DT5/830/4P	75068	68
F282DT5/835/4P	10567	68
F282DT5/840/4P	10548	68
F32TBX/SPX27/827/AP4P	39377	67
F32TBX/SPX30/830/AP4P	39378	67
F32TBX/SPX35/835/A/4P	39379	67
F32TBX/SPX41/840/A/4P	39380	67
F34BX/830	41163	67
F34BX/835	41166	67
F34BX/840	41167	67
F36BX/827	41307	67
F36BX/830	41168	67
F36BX/835	41169	67
F36BX/840	41170	67
F382DT5/827/4P	10550	68
F382DT5/830/4P	75067	68
F382DT5/835/4P	10566	68
F40BX/830	41171	67
F40BX/835	41172	67
F40BX/840	41173	67
F42TBX/827/A/4P	46312	67
F42TBX/830/A/4P	46313	67
F42TBX/835/A/4P	46314	67
F42TBX/841/A/4P	46315	67
F552D/827/AA4P	37523	68
F552D/835/AA4P	37528	68
F55BX/830	41174	67
F55BX/835	41260	67
F55BX/840	41298	67
F57QBX/827/A/4P/LL	45213	67
F57QBX/830/A/4P/LL	45204	67
F57QBX/835/A/4P/LL	45202	67
F57QBX/840/A/4P/LL	45201	67
F5BX/827/4P	37714	65
F5BX/840/4P	37715	65
F5BX/SPX27/827	37654	65
F5BX/SPX41/840	37661	65
F70QBX/830/A/4P/LL	45208	67
F70QBX/835/A/4P/LL	45219	67
F70QBX/840/A/4P/LL	45218	67
F7BX/827/4P	37658	65
F7BX/830	38930	65
F7BX/840/4P	37716	65
F7BX/865	38984	65
F7BX/SPX27/827	37846	65

Product Description	Product Code	Page No.
F7BX/SPX35/835	37659	65
F7BX/SPX41/840	37660	65
F80BX/830	88726	67
F80BX/835	88727	67
F80BX/840	88728	67
F9BX/827	37651	65
F9BX/827/4P	37710	65
F9BX/830	38929	65
F9BX/840/4P	37711	65
F9BX/865	38985	65
F9BX/SPX35/835	37652	65
F9BX/SPX41/840	37653	65
FLE18W2D/827 GRZ10D	18122	68
FLE18W2D/830 GRZ10D	18121	68
FLE18W2D/835 GRZ10D	18123	68
FLE18W2D/840 GRZ10D	18120	68
FLE30W2D/827 GRZ10T	18124	68
FLE30W2D/835 GRZ10T	18125	68
FLE30W2D/840 GRZ10T	18127	68

Compact Fluorescent Lamps Integrated

EFL23W/827/R80/E27	82174	83
EFL23W/830/R80/E27	92246	83
FLE11AG/T2/827/B22	97045	81
FLE11AG/T2/827/E27	97044	81
FLE11AG/T2/865/E27	97052	81
FLE11HLX/T3/827/B22	70620	81
FLE11HLX/T3/827/E27	82926	81
FLE11HLX/T3/865/E27	43271	81
FLE11R63/T2/827B22	88850	83
FLE11R63/T2/827E14	88848	83
FLE11R63/T2/827E27	88849	83
FLE11R63/T2/840/E14	73405	83
FLE11TBX/T3/827/B22	72690	79
FLE11TBX/T3/827/E14	40831	80
FLE11TBX/T3/827/E14	88706	79
FLE11TBX/T3/827/E27	40837	80
FLE11TBX/T3/827/E27	72689	79
FLE11TBX/T3/840/E14	88709	79
FLE11TBX/T3/865/B22	75731	79
FLE11TBX/T3/865/E14	88712	79
FLE11TBX/T3/865/E27	75730	79
FLE11TBX/XM/827/B22	88198	79
FLE11TBX/XM/827/E14	88197	79
FLE11TBX/XM/827/E27	88196	79
FLE11TBX/XM/840/B22	43358	79
FLE11TBX/XM/840/E14	43355	79
FLE11TBX/XM/840/E27	43356	79
FLE11TBX/XM/865/E14	43360	79
FLE11TBX/XM/865/E27	43361	79
FLE12GLS/T2/827/B22	88208	81
FLE12GLS/T2/827/E14	88177	81
FLE12GLS/T2/827/E27	88209	81
FLE12GLS/T2/840/E14	88149	81
FLE12GLS/T2/840/E27	88150	81
FLE12HLX/T2/827/B22	72716	80
FLE12HLX/T2/827/E14	76155	80
FLE12HLX/T2/827/E14	72714	80
FLE12HLX/T2/827/E27	76157	80
FLE12HLX/T2/827/E27	72715	80

Index By Product Description

Product Description	Product Code	Page No.
FLE12HLX/T2/865/E14	71004	80
FLE12HLX/T2/865/E27	71005	80
FLE15AG/T2/827/B22	97054	81
FLE15AG/T2/827/E27	97053	81
FLE15AG/T2/865/E27	97055	81
FLE15GG/827/B22	96779	82
FLE15GG/827/E27	96776	82
FLE15GG/840/E27	96778	82
FLE15GLS/T2/827/B22	88175	81
FLE15GLS/T2/827/E27	88176	81
FLE15GLS/T2/840/E27	88148	81
FLE15HLX/T2/827/B22	72718	81
FLE15HLX/T2/827/E27	76156	80
FLE15HLX/T2/827/E27	72717	81
FLE15HLX/T2/865/E27	71006	81
FLE15TBX/827/B22/T4/SENZ	70884	80
FLE15TBX/827/E27/T4/SENZ	88643	80
FLE15TBX/T3/827/B22	88713	80
FLE15TBX/T3/827/E27	72688	80
FLE15TBX/T3/827/E27	26447	80
FLE15TBX/T3/840/B22	88715	80
FLE15TBX/T3/840/E27	88714	80
FLE15TBX/T3/865/B22	88717	80
FLE15TBX/T3/865/E27	88716	80
FLE15TBX/XM/827/B22	88194	79
FLE15TBX/XM/827/E27	88192	79
FLE15TBX/XM/840/B22	43367	79
FLE15TBX/XM/840/E27	43366	79
FLE15TBX/XM/865/E27	43368	79
FLE20AG/T3/827/B22	97057	81
FLE20AG/T3/827/E27	97056	81
FLE20AG/T3/865/E27	97058	81
FLE20GG/827/B22	96784	82
FLE20GG/827/E27	96780	82
FLE20GG/840/E27	96794	82
FLE20GLS/T3/827/B22	82150	81
FLE20GLS/T3/827/E27	82151	81
FLE20HLX/T2/827/B22	88681	81
FLE20HLX/T2/827/E27	76158	80
FLE20HLX/T2/827/E27	88680	81
FLE20HLX/T2/840/E27	88684	81
FLE20HLX/T2/865/E27	88685	81
FLE20HLX/T3/827/B22	97031	81
FLE20HLX/T3/827/B22	88123	81
FLE20HLX/T3/827/E27	97030	81
FLE20HLX/T3/827/E27	82941	81
FLE20HLX/T3/865/E27	43270	81
FLE20TBX/T3/827/B22	88719	80
FLE20TBX/T3/827/E27	88718	80
FLE20TBX/T3/827/E27	82911	80
FLE20TBX/T3/840/B22	88721	80
FLE20TBX/T3/840/E27	88720	80
FLE20TBX/T3/865/B22	88723	80
FLE20TBX/T3/865/E27	88722	80
FLE20TBX/XM/827/B22	88211	79
FLE20TBX/XM/827/E27	88195	79
FLE20TBX/XM/840/B22	43339	79
FLE20TBX/XM/840/E27	43338	79
FLE20TBX/XM/865/B22	43341	79
FLE20TBX/XM/865/E27	43340	79
FLE22/CLITE/T5/827/E27	73767	83
FLE22/CLITE/T5/865/E27	73768	83

Product Description	Product Code	Page No.
FLE23GG/827/B22	96791	82
FLE23GG/827/E27	96793	82
FLE23GG/840/E27	96790	82
FLE23HLX/T2/827/B22	88687	81
FLE23HLX/T2/827/E27	76159	80
FLE23HLX/T2/827/E27	88686	81
FLE23HLX/T2/840/E27	88690	81
FLE23HLX/T2/865/E27	88691	81
FLE23QBX/T3/827/B22	75039	80
FLE23QBX/T3/827/E27	75268	80
FLE23QBX/T3/827/E27	73210	80
FLE23QBX/T3/840/B22	97001	80
FLE23QBX/T3/840/E27	97000	80
FLE23QBX/T3/865/B22	97007	80
FLE23QBX/T3/865/E27	97006	80
FLE23QBX/XM/827/E27	23106	79
FLE23QBX/XM/840/E27	23107	79
FLE23QBX/XM/865/E27	23110	79
FLE32HLX/T4/827/E27/HPF	76152	81
FLE5CDL/T2/827/B22	88853	82
FLE5CDL/T2/827/E14	75676	82
FLE5CDL/T2/827/E27	88852	82
FLE5CDL/T2/840/E14	73408	82
FLE5CDL/T2/840/E27	73410	82
FLE5CDL/T2/865/E14	99964	82
FLE5SPH/T2/827/B22	88841	82
FLE5SPH/T2/827/E14	88839	82
FLE5SPH/T2/827/E27	73386	82
FLE5SPH/T2/840/E14	73387	82
FLE5SPH/T2/840/E27	73389	82
FLE5SPH/T2/865/E27	73395	82
FLE5TWSTCDL/AMBER/E14	72706	83
FLE5TWSTCDL/OP/827/E14	72704	83
FLE7BTCDL/OP/827/E14	88162	83
FLE7CDL/T2/827/B22	88856	82
FLE7CDL/T2/827/E14	75677	82
FLE7CDL/T2/827/E27	75311	82
FLE7CDL/T2/840/E14	73451	82
FLE7CDL/T2/840/E27	73453	82
FLE7CDL/T2/865/E14	73584	82
FLE7GU10/T2/827	73454	83
FLE7GU10/T2/840	73380	83
FLE7R50/T2/827/B22	88847	83
FLE7R50/T2/827/E14	88845	83
FLE7R50/T2/827/E27	88846	83
FLE7R50/T2/840/E14	73403	83
FLE7SPH/T2/827/B22	88844	82
FLE7SPH/T2/827/E14	88842	82
FLE7SPH/T2/827/E27	73396	82
FLE7SPH/T2/840/E14	73402	82
FLE7SPH/T2/840/E27	73398	82
FLE7TWSTCDL/AMBER/E14	72707	83
FLE7TWSTCDL/OP/827/B22	73375	83
FLE7TWSTCDL/OP/827/E14	75312	83
FLE7TWSTCDL/OP/827/E27	73377	83
FLE8GLS/T2/827/B22	88179	81
FLE8GLS/T2/827/E14	88178	81
FLE8GLS/T2/827/E27	88180	81
FLE8GLS/T2/840/E14	88151	81
FLE8GLS/T2/840/E27	88152	81
FLE8HLX/T2/827/B22	72713	80
FLE8HLX/T2/827/E14	76153	80

Product Description	Product Code	Page No.
FLE8HLX/T2/827/E14	72711	80
FLE8HLX/T2/827/E27	76154	80
FLE8HLX/T2/827/E27	72712	80
FLE8HLX/T2/865/E14	71002	80
FLE8HLX/T2/865/E27	71003	80
FLE9AG/T2/827/B22	97041	81
FLE9AG/T2/827/E27	97034	81
FLE9AG/T2/865/E27	97042	81
FLE9CDL/827/B22	82145	82
FLE9CDL/827/E14	82147	82
FLE9CDL/827/E27	70893	82
FLE9GU10/T2/827	88858	83
FLE9GU10/T2/840	73379	83
FLE9TBX/T3/827/B22	88696	79
FLE9TBX/T3/827/E14	40828	80
FLE9TBX/T3/827/E14	88697	79
FLE9TBX/T3/827/E27	82896	80
FLE9TBX/T3/827/E27	88695	79
FLE9TBX/T3/840/B22	88699	79
FLE9TBX/T3/840/E14	88700	79
FLE9TBX/T3/840/E27	88698	79
FLE9TBX/T3/865/B22	88702	79
FLE9TBX/T3/865/E14	88703	79
FLE9TBX/T3/865/E27	88701	79
FLE9TBX/XM/827/B22	88210	79
FLE9TBX/XM/827/E14	88193	79
FLE9TBX/XM/827/E27	88191	79
FLE9TBX/XM/840/E14	43345	79
FLE9TBX/XM/840/E27	43346	79
FLE9TBX/XM/865/E27	43350	79
FLE9TWSTCDL/OP/827/B22	73368	83
FLE9TWSTCDL/OP/827/E14	73370	83
FLE9TWSTCDL/OP/827/E27	73369	83

Halogen Lamps

K1 C330W 230V R7S	76207	93
K1 C330W 240V R7S	76527	93
K11 C130W 230V R7S	76209	93
K11 C130W 240V R7S	76529	93
K12 C100W 230V R7S	76210	93
K12 C100W 240V R7S	76530	93
K9 C200W 230V R7S	76208	93
K9 C200W 240V R7S	76528	93
100PAR30/230/FL	32484	94
100PAR30/240/FL	32482	94
100W HALO A CL B22 240V	76942	94
100W HALO A CL E27 230V	76944	94
100W HALO A CL E27 240V	76941	94
18W HALO C CL B22 240V	76938	95
18W HALO C CL E14 230V	76940	95
18W HALO C CL E14 240V	76937	95
18W HALO S CL B22 240V	76563	95
18W HALO S CL E14 230V	76567	95
18W HALO S CL E14 240V	76562	95
18W HALO S CL E27 230V	76565	95
28W HALO A CL B22 240V	76955	94
28W HALO A CL E27 230V	76957	94
28W HALO A CL E27 240V	76954	94
28W HALO C CL B15 240V	76932	95
28W HALO C CL B22 240V	76931	95
28W HALO C CL E14 230V	76936	95

Product Description	Product Code	Page No.
28W HALO C CL E14 240V	76930	95
28W HALO C CL E27 230V	76934	95
28W HALO C CL E27 240V	76929	95
28W HALO R50 E14 230V	76546	95
28W HALO R50 E14 240V	76544	95
28W HALO S CL B15 240V	76557	95
28W HALO S CL B22 240V	76556	95
28W HALO S CL E14 230V	76561	95
28W HALO S CL E14 240V	76555	95
28W HALO S CL E27 230V	76559	95
28W HALO S CL E27 240V	76554	95
40PAR16/230/FL	27826	94
40PAR16/240/FL	27845	94
42W HALO A CL B22 240V	76951	94
42W HALO A CL E27 230V	76953	94
42W HALO A CL E27 240V	76950	94
42W HALO C CL B15 240V	76571	95
42W HALO C CL B22 240V	76570	95
42W HALO C CL E14 230V	76575	95
42W HALO C CL E14 240V	76569	95
42W HALO C CL E27 230V	76573	95
42W HALO C CL E27 240V	76568	95
42W HALO R63 E27 230V	76543	95
42W HALO R63 E27 240V	76541	95
42W HALO R80 E27 230V	76540	95
42W HALO R80 E27 240V	76538	95
42W HALO S CL E14 230V	76553	95
42W HALO S CL E27 230V	76551	95
42W HALOS CL B22 240V	76549	95
42W HALOS CL E14 240V	76548	95
42W HALOS CL E27 240V	76547	95
50PAR20/230/FL	40362	94
50PAR20/230/SP	40363	94
50PAR20/240/FL	40365	94
50PAR20/240/SP	40364	94
70W HALO A CL B22 240V	76946	94
70W HALO A CL E27 230V	76948	94
70W HALO A CL E27 240V	76945	94
70W HALO R80 E27 230V	76537	95
75PAR25/230/FL	91775	94
75PAR25/240/FL	92165	94
75PAR30/230/FL	40349	94
75PAR30/230/SP	40366	94
75PAR30/240/FL	40361	94
75PAR30/240/SP	40367	94
AR111 100W12V FL	41922	90
AR111 100W12V SP	41915	90
AR111 100W12V WFL	41923	90
AR111 35W12V FL	10775	90
AR111 35W12V SP	10774	90
AR111 50W12V FL	10767	90
AR111 50W12V SP	10766	90
AR111 75W12V FL	10769	90
AR111 75W12V SP	10768	90
AR111 75W12V WFL	10771	90
BAB/CG	20857	89
ESX/CG	20858	89
EXN/CG	20867	89
EXT/CG	20872	89
EXZ/CG	20871	89
EYC/CC	20840	89
EYC/CG	20873	89

Product Description	Product Code	Page No.
EVF/CG	20876	89
EVJ/CC	20841	89
EVJ/CG	20874	89
FMW/CG	20859	89
FNV/CG	20865	89
FRA/CG	20860	89
FRB/CG	20864	89
FRB/CG/EC	38013	90
FTD/M262/CG	17200	89
FTF/M199/CG	17201	89
Halo T38/1000W/E40/230	32108	94
Halo T38/1000W/E40/240	32109	94
K1/230V ST	93473	93
K1/240V ST	93477	93
K1/Q375 T3/230V HIR	31598	93
K1/Q375 T3/240V HIR	31612	93
K1/Q500 T2.5/CL	29161	93
K1/Q500 T2.5/CL	29165	93
K1/Q500 T2.5/CL	29168	93
K10/1000 T3/CL	43712	93
K11/230V ST	93471	93
K11/240V ST	93475	93
K11/Q200 T2.5/CL	91434	93
K11/Q200 T2.5/CL	91512	93
K12/Q150 T2.5/CL	91428	93
K12/Q150 T2.5/CL	91507	93
K14/Q100 T2.5/CL	91427	93
K14/Q100 T2.5/CL	91506	93
K27/Q150 T2.5/CL	91430	93
K28/Q150 T2.5/CL	91433	93
K28/Q150 T2.5/CL	91511	93
K4/Q1000 T3/CL	29180	93
K4/Q1000 T3/CL	29181	93
K4/Q100 CL	91432	93
K5/Q1500 T3/CL	29184	93
K5/Q1500 T3/CL	23830	93
K5/Q1500 T3/CL	29187	93
K5/Q1500 T3/CL	23832	93
K8/Q2000 T3/CL	30886	93
K9/230V ST	93472	93
K9/240V ST	93476	93
K9/Q225 T3/230V HIR	91515	93
K9/Q225 T3/240V HIR	43299	93
K9/Q300 T2.5/CL	91750	93
K9/Q300 T2.5/CL	91436	93
K9/Q300 T2.5/CL	91514	93
M11/H10 G4	34674	92
M11/Q10/G4 ST	12708	92
M180/Q100/GY6.35	34664	92
M199/FTH	19634	89
M249/EXT/CG/EC	38014	90
M250/EXY/CG IR	45239	89
M250/EXZ/CG	88237	90
M250/EXZ/CG/EC	39611	90
M251/FTC/CG	19636	89
M258/EXN/CG	88239	90
M258/EXN/CG IR	45244	89
M258/EXN/CG/AL	88215	90
M258/EXN/CG/EC	38011	90
M262/FTD/CG	19625	89
M264/FTA/CG	19639	89
M266/FTF/CG	19627	89

Product Description	Product Code	Page No.
M268/ESX/CG/EC	38012	90
M269/BAB/CG	88235	90
M269/BAB/CG/AL	88216	90
M269/BAB/CG/EC	38006	90
M270/FRA/CG IR	45245	89
M28/Q100 GY6.35	34676	92
M280/FNV/CG	88238	90
M280/FNV/CG/EC	39236	90
M280/FNV/CG/AL	88214	90
M281/FMW/CG	88236	90
M281/FMW/CG IR	45240	89
M281/FMW/CG/AL	88217	90
M281/FMW/CG/EC	38007	90
M29/Q10 G4	34720	92
M30/ESB/Q20 G4	34718	92
M313/Q75/GY6.35	34682	92
M32/Q50 GY6.35	34702	92
M32/Q50/GY6.35 ST	12713	92
M34/FHE/Q20 G4	34719	92
M35/Q20 G4	34714	92
M42/Q10 G4	34728	92
M47/Q20 G4	34715	92
M47/Q20/G4 ST	12711	92
M58/EXN	88234	89
M58/EXN/EC	38002	90
M62/FTD	19626	89
M66/FTF	19635	89
M67/Q100 GY6.35 24V	34663	92
M69/BAB	88231	89
M69/BAB/EC	38000	90
M70/FRA	88228	89
M73/Q75/GY6.35	34683	92
M74/Q50/GY6.35	34703	92
M75/Q35/GY6.35	34710	92
M76/Q20/GY6.35	34712	92
M80/FNV	88232	90
M81/FMW	88229	89
M81/FMW/EC	38001	90
M89/Q50/GY6.35 24V	34684	92
M9/H5 G4	42959	92
M95/Q35/GY6.35	34708	92
M95/Q35/GY6.35 ST	12712	92
Q100/GY6.35 ST	12718	92
Q10T2.5/12V G4	35705	92
Q20MR16/230/FL	10898	91
Q20MR16/240/FL	10859	91
Q20T2.5/12V G4	35710	92
Q20T3/12V GY6.35	35696	92
Q35MR16/230/FL	10896	91
Q35MR16/240/FL	10857	91
Q35T3/12V GY6.35	35699	92
Q50MR16/230/25°	40402	90
Q50MR16/230/36°	40403	90
Q50MR16/230/FL	92729	91
Q50MR16/240/25°	40404	90
Q50MR16/240/36°	40405	90
Q50MR16/240/FL	92730	91
Q50MR16/240/FL START	12988	91
Q50MR16/240/FL START	12995	91
Q50MR16/240/FL START	13003	91
Q50T3/12V GY6.35	35700	92
Q60 T2.5	96729	93

Index By Product Description

Product Description	Product Code	Page No.
Q75MR20/240V/FL/BL	19624	91
Q75T3/12V GY6.35	35701	92
SHORTG9 25W CL 230V	45692	91
SHORTG9 25W CL 240V	88941	91
SHORTG9 25W FR 230V	45693	91
SHORTG9 25W FR 240V	88956	91
SHORTG9 40W CL 230V	22504	91
SHORTG9 40W CL 240V	22498	91
SHORTG9 40W FR 230V	22507	91
SHORTG9 40W FR 240V	22501	91
SHORTG9 60W CL 230V	22513	91
SHORTG9 60W CL 240V	22508	91
SHORTG9 60W FR 230V	22515	91
SHORTG9 60W FR 240V	22510	91
SHORTG9 75W CL 230V	23517	91
SHORTG9 75W CL 240V	23518	91
SHORTG9 75W FR 230V	23521	91
SHORTG9 75W FR 240V	23532	91

Incandescent Lamps

60A1/P/VRS/E27	31546	102
100A1/CL/B22	21634	101
100A1/CL/B22	18117	101
100A1/CL/E27	22422	101
100A1/CL/E27	21669	101
100A1/CL/E27	19949	101
100A1/CL/E27 24V	35174	102
100A1/DAYLIGHT/E27	91233	102
100A1/DL/ B22	34950	102
100A1/D-LIGHT/E27	91860	102
100A1/F/B22	21665	101
100A1/F/E27	22435	101
100A1/F/E27	21677	101
100A1/F/E27	19956	101
100A1/F/E27 24V	91873	102
100A1/F-RS/B22	92018	102
100A1/F-RS/E27	91227	102
100A1/P/GRS/B22	31560	102
100A1/P/GRS/E27	31573	102
100A65/CL/E27	22620	102
100A65/SB/E27	22584	104
100G125/O/E27	91095	107
100G80/O/E27	91147	106
100G95/O/E27	91117	107
100PAR/FL/IR/E27	92060	108
100R80/E27	91345	108
100R80/PL/E27	42837	108
100R80S/E27	92860	107
100R95/E27	91366	107
120PAR/W/MISER/FL/E27	91573	108
120PAR/W/MISER/SP/E27	91576	108
150/IR/F/E27	91288	109
150A65/CL/E27	22566	101
150A65/FR/E27	22568	101
150G125/O/E27	91244	107
150R/IR/CL/E27	28720	108
150R/IR/R/E27	91372	109
150R95/E27	91367	107
15A1/CL/E27	23546	101
15A1/FR/E27	23552	101
15C1/B/E14	22803	106

Product Description	Product Code	Page No.
15C1/F/E14	91346	105
15C1/R/E14	22806	106
15C1/Y/E14	22810	106
15D1/B/E14	92001	104
15D1/B/E27	91522	104
15D1/CL/B22	91911	103
15D1/CL/E14	92002	103
15D1/CL/E27	91917	103
15D1/F/E27	90569	103
15D1/FR/B22	91912	103
15D1/FR/E14	92003	103
15D1/G/E14	92004	104
15D1/G/E27	91521	104
15D1/ORANGE/E27	90528	104
15D1/R/E14	90525	104
15D1/R/E27	90531	104
15D1/Y/E14	90526	104
15D1/Y/E27	90527	104
15P1/B/E14	12318	110
15P1/CL E14	73478	110
15P1/CL/B15	31816	110
15P1/CL/B15	91780	110
15P1/CL/B22	31811	110
15P1/CL/E14	31821	110
15P1/CL/E14	12512	110
15P1/CL/E14	91950	110
15P1/CL/E14	92046	110
15P1/F/E14	92047	110
15P1/G/E14	12587	110
15P1/OVEN22/CL/E14	12447	110
15P1/R/E14	12585	110
15P1/RS/CL/E14	93301	110
15P1/Y/E14	12586	110
15T25/CL/E14	13118	111
15TC1/CL/E14	10823	105
15TC1/F/E14	10830	105
175PAR/IR/E27	91542	108
200A1/CL/E27	91127	101
200A1/F/E27	91128	101
250R/IR/CL/E27	28724	108
250R/IR/F/E27	91390	109
250R/IR/R/E27	91391	109
25A1/B/E27	90924	103
25A1/CL/B22	21614	101
25A1/CL/E27	23547	101
25A1/CL/E27 24V	35178	102
25A1/F/B22	21657	101
25A1/F/E27	21670	101
25A1/F/E27	19950	101
25A1/G/E27	90920	103
25A1/O/E27	90923	103
25A1/R/E27	90922	103
25A1/Y/E27	90921	103
25C1/BT/FR/E14	27148	106
25C1/CL/E14	90488	105
25C1/CL/E27	10870	105
25C1/F/E14	91322	105
25C1/FR/B22	91634	105
25C1/FR/E14	91680	105
25C1/O/E27	10875	105
25C1/SL/E14	90483	105
25D1/CL/B22	91987	103

Product Description	Product Code	Page No.
25D1/CL/E14	19781	103
25D1/CL/E14	19775	103
25D1/CL/E27	90564	103
25D1/CL/E27	12513	111
25D1/F/E14	19787	103
25D1/F/E27	90566	103
25D1/FR/B22	91988	103
25D1/FR/E14	19777	103
25D1/SB/E14	19796	104
25P/E14/CL	73479	110
25P1/CL/B22	34422	110
25P1/CL/E14	91955	110
25P1/CL/E14	34420	110
25P1/F/E14	92048	110
25P1/OVEN/T25/CL	45330	110
25P1/OVEN25/CL/E14	43381	110
25R39/E14	91523	107
25R50/E14	92373	107
25R50/NEO/E14	91392	108
25T25/CL/E14	13119	111
25T28/CL/E14	13109	111
25T45/SL/E14	90563	104
25TC1/CL/B22	91734	105
25TC1/CL/E14	10826	105
25TC1/F/E14	10831	105
275R/IR/CL/E27	32569	108
275R/IR/SA/E27	32296	109
300A1/CL/E27	91226	101
300A1/CL/E40	91724	101
30R39/E14	91524	107
35SL/O/300/2514	91487	111
35SL/O/300/S14	91505	111
40A1 EXT/CL/E27	91293	102
40A1/CL/B22	21619	101
40A1/CL/B22 24V	91879	102
40A1/CL/E27	21666	101
40A1/CL/E27	19946	101
40A1/CL/E27	35218	102
40A1/CL/E27 24V	91876	102
40A1/F/B22	21658	101
40A1/F/E27	21671	101
40A1/F/E27	19952	101
40A1/F/E27 24V	91874	102
40A1/F-RS/E27	91228	102
40A1/GB/E27	91135	104
40A1/P/VRS/B22	31519	102
40A1/SB/E27	91130	104
40C1/BT/FR/E14	27151	106
40C1/CL/E14	91674	105
40C1/CL/E14	90487	105
40C1/CL/E27	10871	105
40C1/F/E14	91323	105
40C1/FR/B22	91636	105
40C1/FR/E14	91682	105
40C1/O/E27	10877	105
40C1/SL/E14	90482	105
40C1BT/CL/B15	27160	106
40C1BT/CL/B22	27158	106
40C1BT/CL/E14	27190	106
40C1BT/FR/B22	27166	106
40C1BT/FR/E14	27171	106
40D1/CL/B22	91989	103

Product Description	Product Code	Page No.
40D1/CL/E14	19788	103
40D1/CL/E14	19782	103
40D1/CL/E14	12462	111
40D1/CL/E27	90565	103
40D1/CL/E27	12515	111
40D1/F/E14	19789	103
40D1/F/E27	90567	103
40D1/FR/B22	91990	103
40D1/FR/E14	19778	103
40D1/GB/E14	90557	104
40D1/SB/E14	18210	104
40G80/O/E27	91104	106
40G95/O/E27	91115	107
40R50/B/E14	91387	109
40R50/E14	92366	107
40R50/G/E14	91389	109
40R50/NEO/E14	91393	108
40R50/R/E14	91386	109
40R50/Y/E14	91388	109
40R63/B/E27	91530	109
40R63/E27	91079	107
40R63/G/E27	91533	109
40R63/PL/E27	47978	108
40R63/R/E27	91532	109
40R63/Y/E27	91531	109
40R80S/E27	92858	107
40T28/CL/E14	13110	111
40T28K/O/E14	17688	111
40T45/SL/E14	90562	104
40T45/SL/E14	90797	104
40TC1/CL/E14	10827	105
40TC1/F/E14	10832	105
42V60/F/E27	29051	102
60A1 EXT/CL/E27	91294	102
60A1/CL/B22	21629	101
60A1/CL/B22 24V	91878	102
60A1/CL/E27	115182	101
60A1/CL/E27	21667	101
60A1/CL/E27	19947	101
60A1/CL/E27 24V	91877	102
60A1/CL/E27/TSR	35239	102
60A1/DAYLIGHT/E27	91231	102
60A1/DL B22	35090	102
60A1/DL/B22	93052	102
60A1/D-LIGHT/E27	91859	102
60A1/F/B22	21663	101
60A1/F/E27	22433	101
60A1/F/E27	21673	101
60A1/F/E27	19954	101
60A1/F/E27 24V	91875	102
60A1/F-RS/E27	91229	102
60A1/GB/E27	91136	104
60A1/P/VRS/B22	31535	102
60A1/SB/E27	91131	104
60C1/CL/E14	91678	105
60C1/CL/E14	90480	105
60C1/CL/E27	10873	105
60C1/F/E14	91534	105
60C1/FR/B22	91653	105
60C1/FR/E14	91683	105
60C1/O/E27	10878	105
60C1/SL/E14	90481	105

Product Description	Product Code	Page No.
60C1BT/CL/B15	27164	106
60C1BT/CL/B22	27162	106
60C1BT/CL/E14	27192	106
60C1BT/FR/B22	27172	106
60C1BT/FR/E14	27176	106
60D1/CL/B22	91991	103
60D1/CL/E14	19791	103
60D1/CL/E14	19784	103
60D1/CL/E27	91593	103
60D1/F/E14	19793	103
60D1/F/E27	90568	103
60D1/FR/B22	91594	103
60D1/FR/E14	19786	103
60G125/O/E27	91093	107
60G80/O/E27	91109	106
60G95/O/E27	91116	107
60PAR/WMISER/FL/E27	91575	108
60PAR/WMISER/SP/E27	91572	108
60R50/E14	91327	107
60R63/E27	92130	107
60R63/E27	91080	107
60R63/E27	91340	108
60R63/PL/E27	42831	108
60R80/B/E27	91525	109
60R80/E27	91344	108
60R80/G/E27	91526	109
60R80/PL/E27	42830	108
60R80/R/E27	91528	109
60R80/Y/E27	91527	109
60R80S/E27	92839	107
60SL/O/500/2S14	91488	111
60SL/O/500/S14	91486	111
60T28/CL/E14	13111	111
60T28K/O/E14	17690	111
60T45/SL/E14	91952	104
60TC1/CL/E14	10828	105
60TC1/F/E14	10833	105
70A1/CL/E27	35238	102
75A1/CL/B22	21633	101
75A1/CL/E27	88165	101
75A1/CL/E27	21668	101
75A1/CL/E27	19948	101
75A1/F/B22	21664	101
75A1/F/E27	21675	101
75A1/F/E27	19955	101
75G95/O/E27	91458	107
75R80S/E27	92859	107
75R95/E27	91351	107
80PAR/WMISER/FL/B/E27	91578	109
80PAR/WMISER/FL/E27	91574	108
80PAR/WMISER/FL/G/E27	91543	109
80PAR/WMISER/FL/R/E27	91540	109
80PAR/WMISER/FL/Y/E27	91539	109
80PAR/WMISER/SP/E27	91577	108

SHOWBIZ™ Lamps

4405	24425	118
4502	24627	118
4505	24640	118
4509	24650	118
4511	24663	118

Product Description	Product Code	Page No.
4515	24673	118
4537	24742	119
4545	24768	119
4552	40576	120
4553	24799	119
4559	40578	120
4571	24830	119
4580	24859	119
4581	24862	119
4587	24867	118
4593	24887	118
4594	24891	118
4596	24898	118
4626	24964	118
4627	24966	118
120PAR56/MFL	19024	119
120PAR56/VNSP	19023	119
120PAR56/WFL	19025	119
200PAR	20122	119
240PAR56/VNSP	20575	119
240PAR56/WFL	20577	119
25PAR36	14553	118
25PAR36/NSP	14554	118
25PAR36/VWFL	14556	118
25PAR36/WFL	14555	118
300PAR56/MFL	20836	119
300PAR56/MFL	20852	119
300PAR56/MFL	18677	119
300PAR56/NSP	20803	119
300PAR56/NSP	20853	119
300PAR56/NSP	18676	119
300PAR56/WFL	23427	119
300PAR56/WFL	20849	119
300PAR56/WFL	20854	119
300PAR56/WFL	18678	119
4509X	41503	118
4537-2	40822	119
500/PAR64/MFL	39411	120
500/PAR64/W FL	39414	120
500PAR64/MFL	39409	120
500PAR64/NSP	39406	120
50PAR36/NSP	16540	118
50PAR36/VNSP	12892	118
50PAR36/VWFL	16542	118
50PAR36/WFL	16541	118
50PAR36/WFL/H	19880	118
99-0201 CSI	88495	116
99-0221 CSI	88494	116
99-0222 CID	88493	116
99-1222 CSI CS	88514	116
99-1422 CSI HR	88513	116
A1/227	29581	124
A1/229	21276	124
A1/231	21278	124
A1/244	88460	123
A1/248	88492	123
A1/249	88491	123
BCM-020MT324CL	48773	122
BCM-020MT324CL	48774	122
BRJ/EVB A1/234	18235	123
BRL A1/220	18234	123
BTM	88546	122

Index By Product Description

Product Description	Product Code	Page No.	Product Description	Product Code	Page No.	Product Description	Product Code	Page No.
CMH150/PAR56/830/GX16d/MFL	22694	116	CSD250/2/SE	27817	115	EHF	88627	121
CMH150/PAR56/830/GX16d/SP	22693	116	CSD250/2/SE BULK	21328	115	EHG	88626	121
CMH150/PAR56/830/GX16d/WFL	22696	116	CSR1200/2/SE	49490	115	EJH A1/223	14874	123
CMH150/PAR56/942/GX16d/SP	22697	116	CSR1200/DE	48453	115	EJA	32882	124
CMH150/PAR64/830/GX16d/MFL	88537	116	CSR1200/S/DE/60/STB	96802	115	EJG	23756	123
CMH150/PAR64/830/GX16d/SP	88545	116	CSR1200/SE/HR	48464	115	EJL A1/252	29150	124
CMH150/PAR64/830/GX16d/WFL	16960	116	CSR1200/SE/HR/UV-C	27764	115	EKE	35200	124
CMH150/PAR64/942/GX16d/MFL	88542	116	CSR12000/DE	48457	115	EKZ	36902	124
CMH150/PAR64/942/GX16d/SP	88543	116	CSR12000/SE/HR	48468	115	ELC A1/259	37462	124
CMH150/PAR64/942/GX16d/WFL	88541	116	CSR1200S/DE/60	22494	115	ELC500	15377	124
CMH400/932/GX9.5	73579	116	CSR1200SA	21849	116	ELD/EJN	38306	124
CMH400/941/GX9.5	73580	116	CSR125/SE/HR	48461	115	ELH	38476	124
CP105	88880	123	CSR1500/S/DE/STB	96800	115	ENH	38686	124
CP110 OC1200	88439	122	CSR1500/TAL/60/S	74873	115	ENL	25475	125
CP23	72680	122	CSR18000/DE	48459	115	ENX	41705	125
CP23	88455	122	CSR18000/SE/HR	22496	115	EPT	41729	125
CP24	88459	122	CSR200/DE	48450	115	EPV	41882	125
CP29	88875	122	CSR200/SE/HR	48462	115	EPX	42614	125
CP29	88876	122	CSR2000SA	21801	116	ERV	41874	125
CP30	88877	123	CSR2500/DE	48454	115	EVD A1/239	41164	123
CP32	88879	123	CSR2500/SE/HR	48465	115	EXG/PAR64/WFL	88480	120
CP39 FKH	88531	122	CSR2500/SE/HR/UV-C	40482	115	EXG/PAR64/WFL	88479	120
CP40 FKJ	88458	122	CSR300/2/TAL	76160	115	EXL	11478	123
CP40 FKJ	88538	122	CSR400/S/DE/75	22478	115	EXR	12092	125
CP41 FKK	88489	122	CSR400/S/DE/90	45232	115	EXY	12097	125
CP41 FKK	88488	122	CSR400/SE/HR/75	45238	115	F18T8/BLB	88832	117
CP43 FTL	88533	122	CSR400/SE/HR/UV-C	21853	115	F20T12/BLB	34747	117
CP51 FKM	88530	122	CSR4000/DE	48455	115	F20T12/CINEMA32/HO/CVG	15775	117
CP52 FKN	88496	122	CSR4000/SE/HR	48466	115	F20T12/CINEMA55/HO/CVG	15776	117
CP53	88532	123	CSR4000/SE/HR/UV-C	27765	115	F24T8CINEMA32/CVG	72658	117
CP58	88878	123	CSR575/2/SE	15378	115	F24T8CINEMA55/CVG	72659	117
CP59	88512	123	CSR575/2/T/SE	49492	115	F36T8/BLB	88833	117
CP60 EXC SUPER	88425	120	CSR575/DE	70979	115	F40T12/BLB	25618	117
CP60 EXC SUPER	88551	120	CSR575/DE/70 BULK	70978	115	F40T12/CINEMA32/HO/CVG	15782	117
CP61 EXD SUPER	88535	120	CSR575/SE/HR	48463	115	F40T12/CINEMA55/HO/CVG	15783	117
CP61 EXD SUPER	88550	120	CSR575/SE/HR/UV-C	40460	115	F48T8/Cinema32/CVG	81207	117
CP62 EXE SUPER	88549	120	CSR575/SS/DE/75	45231	115	F48T8/Cinema55/CVG	81208	117
CP62 EXE SUPER	88536	120	CSR6000/DE	48456	115	F55BX/CINPLUS/32	41903	117
CP70 FVA	88472	122	CSR6000/SE/HR	48467	115	F55BX/CINPLUS/55	41911	117
CP70 FVA	88471	122	CSR6000/SE/HR/UV-C	40492	115	F55BX/StudioBiox32	41869	117
CP77 FEP	88449	121	CSR700/2/SE	49491	115	F55BX/StudioBiox56	41873	117
CP79	88503	122	CSR700/S/DE/60	22493	115	FAD	30325	123
CP81 FKW	88443	121	CSR700/S/DE/72	41357	115	FBO	41671	118
CP81 FSK	88444	121	CSR700/TAL/60	76161	115	FBY	30374	123
CP81 FSL	88433	121	CSR700SA	15380	116	FCR A1/215	14876	123
CP82 FRG	88467	121	CSR700SA/72	45234	116	FCS A1/216	13598	123
CP82 FRH	88466	121	CSR800/SE/HR/UV-C	22495	115	FCX	41673	118
CP82 FRJ	88464	121	CS150/850/GY9.5	88485	116	FEL	88625	121
CP83	12036	122	CYX	88610	122	FEY	88629	123
CP83	12037	122	DDL	43537	124	FFN	13233	120
CP86 PAR64/VNSP	25492	120	DDS	43988	124	FFP	13229	120
CP86 PAR64/VNSP	25493	120	DED	43950	124	FFR	13228	120
CP87 PAR64/NSP	25504	120	DKZ/DSE	19926	123	FFS	13227	120
CP87 PAR64/NSP	25507	120	DWE	41667	118	FKE	88499	122
CP88 PAR64/MFL	25513	120	DKW	30157	123	FKR	88450	121
CP88 PAR64/MFL	25520	120	DXX	36952	123	FLK	88548	121
CP89 FRK	88462	121	DXX	36953	123	FLK-LL	88452	121
CP89 FRM	88461	121	DYR A1/233	26896	123	FLT	25261	125
CP90	88453	122	DYR A1/233	26895	123	FMR	88504	121
CP91	88505	122	DZA	37346	123	FNT	18241	123
CP92	88507	122	DZE/FDS A1/262	37695	123	FXL	21613	125
CP92	88506	122	EGE	88617	122	GKV	88448	121
CP93	88508	122	EGJ	88615	122	GKV	88447	121
CP94	88502	122	EGN	88509	122	GKV/LL	88446	121
CP95	88511	120	EGT	88622	122	GKV/LL	88445	121
CP95	88510	120	EHD	88624	121	H4515	15133	118

Product Description	Product Code	Page No.
H7604	43576	118
H7635	43591	119
HPL 575	88478	121
HPL 575	88477	121
HPL 575-C	88436	121
HPL 575-C	88438	121
HPL 575-C LL-X	88434	121
HPL 575-C LL-X	88435	121
HPL 575-X LL	88476	121
HPL 575-X LL	88475	121
HPL 750	88474	121
HPL 750	88473	121
HPL 750-C	88437	121
HPL 750-C-LL	88428	121
HPL 750-X-LL	88430	121
HPL 750-X-LL	88429	121
HX185	88484	123
HX48	88874	122
HX800	88432	121
M28/EVA	34676	124
M29/ESA	34720	124
M30/ESB	34718	124
M32	34702	124
M33	34768	124
M36	88516	124
M38	88442	124
M40	88468	124
P2/10	19697	123
P2/10	19698	123
P2/11 EME/Clear	23760	123
P2/11 EMF/Frosted	23761	123
P2/12	19695	123
P2/12	19696	123
P2/27 FEY	88482	123
P2/27 FEY	88481	123
P2/28 FCM	23797	123
P2/7 EKM	20249	123
P2/7 EKM	20253	123
Q1000PAR64/MFL	43498	120
Q1000PAR64/NSP	43497	120
Q1000PAR64/WFL	43499	120
Q12MT26/4CL	48771	122
Q12MT26/4CL	48779	122
Q24MT32/4CL	48777	122
Q4554	37706	119
Q4559	40579	120
Q4559X	42552	120
Q4681	36271	119
Q500PAR56/MFL	43495	119
Q500PAR56/NSP	43494	119
Q500PAR56/WFL	43496	119
T11	88456	122
T11 Q1000T8/CL	88515	122
T12	88431	122
T13 FKB	88497	122
T14 FKD	88529	122
T16	88501	123
T16	88500	123
T17 FKF	88498	122
T18 GCW	88465	121
T19 FWR	88457	122
T25 GCW	88470	121
T26 GCS	88463	121
T27 GCS	88469	121
T28	88451	122
T29 FWT	88454	122

Specialty Lamps

Product Description	Product Code	Page No.
AF 6/5T 6.6A 100W	88417	133
AF6/2 6.6A 45W	88420	133
AF7/2 6.6A 200W	88413	133
F118X BL G23	42936	129
F138X BL GX23	42937	129
F15T8 F&SA	16965 /44212	131
F15T8 FA	16977	131
F15T8 REP	44239	131
F15T8 SW	16987 /44230	131
F15WBL 350	16941	129
F18/T8/BLB	88832	129
F18T8 F&SA	44213	131
F18T8 FA	16979	131
F18T8 REP	44240	131
F18T8 SW	44231	131
F18T8/840/ARCTIC	31148	131
F18W/830CVG	17203	130
F18W/835CVG	17204	130
F18W/840CVG	17205	130
F20W/T12/BLB	34747	129
F24BX BL 2G11	42939	129
F24W/TS/830/ECO/COVG	71000	131
F24W/TS/835/ECO/COVG	70998	131
F24W/TS/841/ECO/COVG	70997	131
F24W/TS/850/ECO/COVG	70999	131
F24W/TS/865/ECO/COVG	70996	131
F25T8 F&SA	16968	131
F25T8 FA	16980	131
F25T8 SW	16991	131
F26DBX BL G24d-3	42938	129
F30T8 F&SA	16969 /44218	131
F30T8 REP	17004 /44241	131
F30T8 SW	16992 /44235	131
F36/T8/BLB	88833	129
F36BX BL 2G11	42940	129
F36T8 F&SA	16970 /44219	131
F36T8 REP	17006 /44242	131
F36T8 SW	16995 /44236	131
F36W/830CVG	17208	130
F36W/835CVG	17202	130
F36W/840CVG	17209	130
F38T8 F&SA	44220	131
F38T8 FA	16984	131
F38T8 SW	16999	131
F39W/TS/830/ECO/COVG	70995	131
F39W/TS/835/ECO/COVG	70994	131
F39W/TS/841/ECO/COVG	70993	131
F39W/TS/850/ECO/COVG	70991	131
F39W/TS/865/ECO/COVG	70990	131
F40W/T12/BLB	25618	129
F4W/TS/BLB	39882	129
F54T5/830/HO/ECO/COVG	48433	131
F54T5/835/HO/ECO/COVG	48436	131
F54T5/841/HO/ECO/COVG	48458	131
F54T5/850/HO/ECO/COVG	80311	131
F54T5/865/HO/ECO/COVG	48469	131
F55BX BL 2G11	42941	129
F58W/830CVG	12403	130
F58W/835CVG	12405	130
F58W/840CVG	12407	130
F6W/TS/BLB	39883	129
F70W/835CVG	12423	130
F70W/840CVG	12424	130
F8W/TS/BLB	39884	129

Product Description	Product Code	Page No.
F9BX BL G23	42935	129
G11T5	29495	130
G15T8	11078	130
G16T5	16494	130
G25T8	11082	130
G30T8	11080	130
G36T5	15874	130
G36T5/4P/SE	29503	130
G4T5	15872	130
G55T8HO	15875	130
G64T5	15864	130
G64T5/4P/SE	29504	130
G6T5	15873	130
G8T5	11077	130
GBX11/UVVC G23	40700	130
GBX13/UVVC GX23	40703	130
GBX18/UVVC/2G11	40704	130
GBX36/UVVC/2G11	40705	130
GBX5/UVVC G23	40695	130
GBX55/UVVC/2G11	15885	130
GBX9/UVVC G23	40696	130
HH 210 500W CLEAR 230-240V	20089	132
HH 451 1500W RUBY 230-240V	20092	132
HH 804 2000W RUBY 230-240V	20093	132
Q20A/PAR56/3	23863	133
Q20A/PAR56/C	15482	133
Q6.6A/PAR56/3	33279	133
Q6.6A/T4/5CL	23857	133
Q6.6A100PK30d female	80588	133
Q6.6A100PK30d male	80584	133
Q6.6A150PK30d female	80589	133
Q6.6A150PK30d male	80585	133
Q6.6A200PK30d female	80590	133
Q6.6A200PK30d male	80586	133
Q6.6A45PK30d female	80587	133
Q6.6A45PK30d male	80583	133
Q6.6AT4/DCR	23860	133
QH 1300W 230-240V Ruby Slim	42740	132
QH 750W 230-240V Ruby Slim	40723	132
QH1000T3/2CL/HT	22365	132
QH1000T3/CL	22355	132
QH1000T3/CL	22357	132
QH1000T3/CL	22357	132
QH1000T3/CL/1	22358	132
QH1200T3/CL	22531	132
QH1200T3/CL/HT	22532	132
QH1600T3/CL	22686	132
QH1600T3/CL	22688	132
QH1600T3/CL/7	22691	132
QH1MT3/CL/R/MS-235V	21377	132
QH2500T3/CL	22838	132
QH2500T3/CL/7	22837	132
QH2M/T3/1CL/HT	22789	132
QH2M/T3/1CL/HT/VB	15551	132
QH2M/T3/CL/HT	22790	132
QH2MT3/CL/HT/R	12716	132
QH2MT3/CL/VB	18668	132
QH3650/CL/5	10872	132
QH3800/CL	22875	132
QH500T3/CL	21788	132
QH500T3/CL/7	21787	132
QH5M/T3/1CL/HT	22900	132

Index By Product Code

LED systems

Product Code	Product Description	Page No.
73100	LC12/727/240V	17
73101	LC12/730/240V	17
73105	LC-MT48/0	17
73106	LC-MT48/15	17
73107	LC-MT48/30	17
73346	VIO/3.6W/841	16
73347	VIO/1.2W/841	16
73348	VIO/3.6W/835	16
73349	VIO/1.2W/835	16
73350	VIO/3.6W/830	16
73351	VIO/1.2W/830	16
73352	VIO/3.6W/741	16
73353	VIO/1.2W/741	16
73354	VIO/3.6W/735	16
73355	VIO/1.2W/735	16
73356	VIO/3.6W/730	16
73357	VIO/1.2W/730	16
73616	LC-JC/1m/CE	17
73617	LC-LC/12m/CE	17
73618	LC-LC/3m/CE	17
73738	OT VIO/CON	16
73826	LC12/741/240V	17
74217	LB24/35K	16
74218	LB30/35K	16
74219	LB36/35K	16
74220	LB42/35K	16
74221	LB48/35K	16
74222	LB54/35K	16
74223	LB60/35K	16
74224	LB72/35K	16
74225	LB24/42K	16
74226	LB30/42K	16
74227	LB36/42K	16
74228	LB42/42K	16
74229	LB48/42K	16
74230	LB54/42K	16
74231	LB60/42K	16
74232	LB72/42K	16
74241	LB-WIRE-END (BEAUTY COVER)	17
74243	LB-CLIP	17
74244	LB-EXT-CLIP	17
74245	LB-TUBE-MOUNT	17
74601	LB-POWER SUPPLY	17
74759	VIO/7.2W/730	16
74760	VIO/7.2W/735	16
74761	VIO/7.2W/741	16
74762	VIO/7.2W/830	16
74763	VIO/7.2W/835	16
74764	VIO/7.2W/841	16
75280	LED4/GU10/830/230V/WFL	15
75281	LED4/GU10/830/240V/WFL	15
75288	LED4/R50/830/230V/WFL/E14	15
75289	LED4/R50/830/240V/WFL/E14	15
75294	LED7/R63/830/220-240V/FL/E27	15
75295	LED7/R63/830/220-240V/WFL/E27	15
75296	LED7/R63/830/220-240V/FL/B22	15
75297	LED7/R63/830/220-240V/WFL/B22	15
76093	LED7/R63/827/220-240V/FL/E27	15
76094	LED7/R63/827/220-240V/WFL/E27	15
76099	LED7/R63/827/220-240V/FL/B22	15

Product Code	Product Description	Page No.
76100	LED7/R63/827/220-240V/WFL/B22	15
96736	LED/GU10 1W 220-240V	15
96737	LED GU10 1W 220-240V	15
96738	LED GU10 1W 220-240V	15
96739	LED MR16 GU5.3 1W 12V	15
96740	LED PAR16 E14 1W 220-240V	15

High-Intensity Discharge Lamps

Product Code	Product Description	Page No.
10589	CMH250/TT/UVC/U/830/E40	31
10591	CMH250/E/UVC/U/830/E40/D	30
10834	KRC400/D/H/960/E40	33
10837	KRC400/D/VBU/960/E40	33
11678	LU400/T/40	34
12181	ARC150/UVC/TD/GREEN/RX7S-24	32
12182	ARC150/UVC/TD/BLUE/RX7S-24	32
12183	ARC150/UVC/TD/ORANGE/RX7S-24	32
12184	ARC150/UVC/TD/MAGENTA/RX7S-24	32
13032	BLS/E/20W/CMH	31
13034	BLS/E/20W/CMH/R	31
13036	BLS/E/35W/CMH/R	31
13047	BLS/E/70W/CMH/R	31
13050	BLS/E/150W/CMH	31
13053	BLS/E/150W/CMH/R	31
13067	CMH400/TT/UVC/U/830/E40	31
13087	CMH400/E/UVC/U/830/E40	30
16870	ARC250/D/H/740/E40	32
16871	KRC400/E/VBU/645/E40	33
16872	KRC400/D/VBU/740/E40	33
16875	KRC400/D/H/740/E40	33
16920	SPL1500/L/H/652/Rx7SM	33
16922	SPL2000/L/H/654	33
17106	LU400W/PSL/T/E40	35
17108	LU600W/PSL/T/E40	35
17109	LU750W/PSL/T/E40	35
17899	LU100/100/MO/SBY/T/40	34
20005	CMH70/T/UVC/U/830/G12	29
20012	CMH150/T/UVC/U/830/G12	29
20013	CMH70/T/UVC/U/942/G12	29
20014	CMH150/T/UVC/U/942/G12	29
20302	KRC250/CMH/830/T/H/E40	31
21514	CMH150/UVC/T/U/842/E40	31
21516	CMH150/UVC/O/T/U/830/E40	31
21517	CMH150/UVC/O/T/U/942/E40	31
21682	CMH70/PAR30/UVC/830/E27/FL40	30
21683	CMH70/PAR30/UVC/830/E27/SP15	30
21684	CMH35/PAR20/UVC/830/E27/SP10	30
21685	CMH35/PAR20/UVC/830/E27/FL25	30
21689	CMH35/PAR30/UVC/830/E27/SP10	30
21690	CMH35/PAR30/UVC/830/E27/FL 25	30
22453	LU250/T/40	34
26348	CMH35/TC/UVC/U942/G8.5	29
26349	CMH70/TC/UVC/U/942/G8.5	29
26478	CMH20PAR20/UVC/830/E27/SP10	30
26481	CMH20/PAR20/UVC/830/E27/FL25	30
26497	CMH20PAR30/UVC/830/E27/SP10	30
26518	CMH20PAR30/UVC/830/E27/FL25	30
27738	MPR400/C/VBU/O/40	33

Product Code	Product Description	Page No.
30047	ARC250/D/H/960/E40	32
30052	KRC400/T/H/960/E40	33
30099	ARC250/TD/832/Fc2	32
30101	ARC250/TD/842/Fc2	32
30102	SPL2000/T/H/960/E40	33
30103	SPL2000/I/T/H/960/E40	33
30228	LU1000/110/D/40	35
30241	LU250/TD	35
30244	LU400/TD	35
30246	LU1000/TD	35
30704	KRC400/T/VBU/960/E40	33
32664	ARC250/T/H/960/E40	32
32665	ARC250/T/VBU/960/E40	32
32666	ARC250/D/VBU/960/E40	32
33148	SPL2000/I/T/H/640/E40	33
34527	ARC150/UVC/TD/732/Rx7s-24	32
34530	ARC70/UVC/TD/730/Rx7s	32
34535	ARC150/UVC/TD/742/Rx7s-24	32
34536	ARC70/UVC/TD/742/Rx7s	32
35284	ARC150/UVC/AQUA/TD/865/Rx7s-24	32
35582	LU400/SBY/T/40	34
35586	LU250/SBY/T/40	34
35589	LU150/100/SBY/D/40	34
35590	LU250/SBY/D/40	34
35591	LU400/SBY/D/40	34
35594	LU150/100/SBY/T/40	34
35794	ARC70/T/U/730/G12	32
35795	ARC70/T/U/842/G12	32
36910	CMH70/TD/UVC/830/RX7s	29
36912	CMH150/TD/UVC/830/RX7s-24	29
38692	CMH150/TD/UVC/942/RX7s-24	29
38698	CMH70/TD/UVC/942/RX7s	29
38749	CMH150/TT/UVC/830/E40	31
38752	CMH70/TT/UVC/830/E27	31
39512	LUH110/D/27-SHx	35
39858	CMH20/TC/UVC/U/830/G8.5 PLUS	29
40399	CMH20/TC/UVC/830/GU6.5	29
40400	CMH20/MR16/UVC/830/GX10/SP	30
40401	CMH20/MR16/UVC/830/GX10/FL GX10	30
41828	MVR1000/U/40	33
42357	ARC250/T/H/742/E40	32
42369	ARC400/T/H/742/E40	32
42387	BLS/E/20W/CMHSMP	31
42691	CMH20/MR16/UVC/830/GX10/WFL GX10	30
42708	CMH20/T/UVC/U/830/G12 PLUS	29
43272	CMH35/T/UVC/U/830/G12 PLUS	29
43273	CMH35/TC/UVC/U/830/G8.5 PLUS G8.5	29
43274	CMH70/TC/UVC/U/830/G8.5 PLUS G8.5	29
43278	CMH35/TD/UVC/830/RX7s	29
43282	CMH70/UVC/O/U/940/E27/D	30
43285	CMH150/UVC/O/U/942/E27/C	30
43286	CMH150/UVC/O/U/940/E27/D	30
43437	LU400V/750W/PSL/T/E40/Bulk	35
43438	LU400V/750W/PSL/T/E40	35
43439	LU400V/600W/PSL/T/E40/Bulk	35
43440	LU400V/600W/PSL/T/E40	35
43907	MVR400/U/40	33
43908	MVR400/C/U/40	33
44052	LU250/D/40	35

Product Code	Product Description	Page No.
44057	LU400/D/40	35
44182	H80/27 START	35
44244	LU150/100/40	34
44245	LU150/100/D/40	35
44304	LU400W/PSL/T/E40/Bulk	35
44305	LU600W/PSL/T/E40/Bulk	35
44306	LU750W/PSL/T/E40/Bulk	35
44542	MVR250/U/40	33
44543	MVR250/C/U/40	33
44879	BLS/E/20W/CMHSP	31
44890	CMH35/PAR20/UVC/942/E27/SP10	30
44919	CMH35/PAR20/UVC/942/E27/FL25	30
44939	CMH35/PAR30/UVC/942/E27/SP10	30
44942	CMH35/PAR30/UVC/942/E27/FL25	30
45170	H400/40 START	35
45696	LU50/85/XO/D/27	34
45697	LU70/90/XO/D/27	34
45751	LU1000/110/T/40 4pk	34
46186	LU70/90/MO/D/E27 1/12	35
46187	CMH70/E/UVC/U/830/E27/D	30
46189	CMH70/E/UVC/U/830/E27/C	30
46191	CMH100/E/UVC/U/830/E27/C	30
46194	CMH100/E/UVC/U/830/E27/D	30
46209	LU 70/90/MO/E27 1/12	35
46217	LU 70/90/MO/D/E27 1/12	35
46221	LU 70/90/MO/T/E27 1/25	34
49857	MVR400/C/VBU/40	33
49860	MVR400/VBU/40	33
73358	BLS/E/70W/CMH	31
73359	BLS/E/35W/CMH	31
73735	BLS/E/150W/CMH	31
73736	H125/27/1/24	35
73737	H250/40 1/12	35
88255	LU 100/XO/SBY/D/E40	34
88256	LU 100/XO/SBY/T/E40	34
88257	LU 70/XO/SBY/D/E27	34
88258	LU 70/XO/SBY/T/E27	34
88268	LU70/90/MO/SBY/T/E27	34
88269	LU70/90/MO/SBY/D/E27	34
88553	LU50/85/MO/T/E27 1/25	34
88554	LU50/85/MO/D/E27 1/25	35
88556	LU50/85/MO/D/E27 1/12	35
88557	LU50/85/MO/SBY/D/E27	34
88558	LU50/85/MO/SBY/T/E27	34
88654	ARC150/G12/830	32
88655	ARC150/G12/842	32
88656	CMH35/T/UVC/930/GU6.5	29
88657	CMH35/T/UVC/942/GU6.5	29
88658	CMH35/MR16/UVC/930/GX10/SP GX10	30
88659	CMH35/MR16/UVC/930/GX10/FL GX10	30
88660	CMH35/MR16/UVC/930/GX10/WFL GX10	30
88661	CMH35/MR16/UVC/942/GX10/SP GX10	30
88662	CMH35/MR16/UVC/942/GX10/FL GX10	30
88663	CMH35/MR16/UVC/942/GX10/WFL GX10	30
88882	SPL1000/T/H/960/E40 1/4	33
92141	CMH35/T/UVC/U/842/G12	29
92478	CMH100/TT/UVC/830/E40	31
93269	LU400/XO/T/40	34
93270	LU600/XO/T/40	34
93296	LU400/XO/D/40	34

Product Code	Product Description	Page No.
93373	LU50/85/XO/T/27	34
93375	LU70/90/XO/T/27	34
93376	LU100/100/XO/T/40	34
93377	LU150/150/XO/T/40	34
93378	LU250/XO/T/40	34
93379	LU100/100/XO/D/40	34
93380	LU150/100/XO/D/40	34
93381	LU250/XO/D/40	34
93766	LU100/100/MO/D/40	35
93767	LU100/100/MO/T/40	34
93772	ARC150/TD/952/Rx7s-24	32
96713	ML 500/ 230-240V, E40	35
96723	ML 250/ 230-240V, E40	35
96724	ML 160/ 230-240V, E27	35
96725	ML 250/ 230-240V, E27	35
96726	ML 250/240-250V, E40	35
96727	ML 160/ 230-240V, B22	35
96728	ML 160/ 240-250V, E27	35
96751	CMH70/TC/UVC/U/930/G8.5 ULTRA	29
96752	CMH70/T/UVC/U/930/G12 ULTRA	29
96804	BLS/E/20W/CMHSP/R	31

Linear Fluorescent Lamps

10454	FC22W/T9/54	54
10455	FC22W/T9/33	54
10456	FC32W/T9/54	54
10462	FC32W/T9/33	54
10474	FC40W/T9/33	54
10508	FC40W/T9/54	54
10829	F72T8/CW	53
10912	F96T8/CW	53
11009	F96PG17/CW	54
12403	F58W/T8/830/CGV	52
12405	F58W/T8/835/CGV	52
12407	F58W/T8/840/CGV	52
12423	F70W/T8/835/CGV	52
12424	F70W/T8/840/CGV	52
12606	F18W/T8/860/POLYLUX	52
12684	F13W/T5/29/SL	50
12693	F13W/T5/33/SL	50
12694	F13W/T5/35/SL	50
12701	F13W/T5/827/SL	50
12942	F36W/T8/860/POLYLUX	52
12943	F58W/T8/860/POLYLUX	52
16856	F36W/T8/840/POLYLUX	52
17202	F36W/T8/835/CGV	52
17203	F18W/T8/830/CGV	52
17204	F18W/T8/835/CGV	52
17205	F18W/T8/840/CGV	52
17208	F36W/T8/830/CGV	52
17209	F36W/T8/840/CGV	52
17525	F30W/25	53
18137	F30W/33	53
18138	F30W/T8/827/POLYLUX	52
18141	F30W/T8/830/POLYLUX	52
18142	F30W/T8/840/POLYLUX	52
18145	F30W/29	53
18146	F30W/54	53
18147	F30W/35	53

Product Code	Product Description	Page No.
18192	F36W/T8/830/POLYLUX	52
19977	F36W/T8/827/POLYLUX	52
19991	F36W/T8/835/POLYLUX	52
23247	F15W/T8/827/POLYLUX	52
23248	F15W/T8/830/POLYLUX	52
23249	F15W/T8/840/POLYLUX	52
23260	F36W-1M/T8/830/POLYLUX	52
23262	F36W-1M/T8/840/POLYLUX	52
25619	F96T12/CW	54
27011	F8W/T5/33/SPECIFILL/SL	50
27027	F8W/T5/35/SPECIFILL/SL	50
29524	F15W/33	53
29527	F15W/29	53
29531	F15W/35	53
29534	F15W/54	53
29546	F18W/29	53
29548	F18W/25	53
29565	F36W/29	53
29568	F36W/25	53
29570	F58W/33	53
29571	F58W/29	53
29577	F58W/25	53
29580	F58W/54	53
29687	F15W/55	53
29891	F40W/UT8/35	54
29892	F40W/UT8/33	54
29904	F40W/UT8/835	54
34883	F18W/54	53
34886	F36W/54	53
35098	F18W/33	53
35099	F36W/33	53
36536	155/501/4/65W/UNIV/BX	54
36537	155/501/4/65W/UNIV/IND	54
36711	155/200/4-22W/TANDEM/BX	54
36714	155/200/4-22W/TANDEM/IND	54
37008	F8W/T5/827/IND	50
37009	F8W/T5/840/IND	50
37139	F18W/35	53
37627	F58W/35	53
37734	F36W/35	53
37754	F8W/T5/29/SL	50
37755	F8W/T5/33/SL	50
37756	F8W/T5/35/SL	50
37864	155/800/75-140W/BX	54
37974	155/801/75-115W/IND	54
39441	F4W/T5/33/SL	50
39442	F6W/T5/35/SL	50
39445	F6W/T5/33/SL	50
39446	F4W/T5/35/SL	50
39961	F14W/T5/835/LL	48
39964	F14W/T5/830/LL	48
39973	F14W/T5/840/LL	48
39976	F21W/T5/830/LL	48
39977	F21W/T5/835/LL	48
39978	F21W/T5/840/LL	48
39979	F21W/T5/865/LL	48
39982	F28W/T5/830/LL	48
39983	F28W/T5/835/LL	48
39984	F28W/T5/840/LL	48
39985	F28W/T5/865/LL	48
39989	F35W/T5/830/LL	48

Index By Product Code

Product Code	Product Description	Page No.	Product Code	Product Description	Page No.	Product Code	Product Description	Page No.
39990	F35W/T5/835/LL	48	88338	F54/T5/835/MM	47	90257	F35W/T5/827/LL	48
39991	F35W/T5/840/LL	48	88339	F49/T5/835/MM	47	90258	F35W/T5/830/LL	48
39992	F35W/T5/865/LL	48	88340	F49/T5/865/MM	47	90259	F35W/T5/835/LL	48
39998	F24W/T5/830/LL	49	88341	F28/T5/865/MM	47	90260	F35W/T5/840/LL	48
40307	F6W/T5/33/SPECFILL/IND	50	88342	F35/T5/835/MM	47	90261	F35W/T5/865/LL	48
40327	F6W/T5/840/SPECFILL/IND	50	88343	F49/T5/830/MM	47	90262	F24W/T5/827/LL	49
40331	F8W/T5/840/SPECFILL/IND	50	88344	F39/T5/840/MM	47	90263	F24W/T5/830/LL	49
40679	F70W/33	53	88345	F28/T5/830/MM	47	90264	F24W/T5/835/LL	49
40683	F70W/35	53	88346	F28/T5/835/MM	47	90265	F24W/T5/840/LL	49
42791	F70W/T8/830/POLYLUX	52	88347	F39/T5/835/MM	47	90266	F24W/T5/865/LL	49
42792	F70W/T8/835/POLYLUX	52	88348	F39/T5/830/MM	47	90267	F39W/T5/827/LL	49
42793	F70W/T8/840/POLYLUX	52	88349	F24/T5/865/MM	47	90268	F39W/T5/830/LL	49
43508	F36/T8/830/POLYLUX/LL	51	88350	F24/T5/840/MM	47	90269	F39W/T5/835/LL	49
43509	F36/T8/840/POLYLUX/LL	51	88351	F24/T5/835/MM	47	90270	F39W/T5/840/LL	49
43510	F58/T8/830/POLYLUX/LL	51	88352	F24/T5/830/MM	47	90271	F39W/T5/865/LL	49
43511	F58/T8/840/POLYLUX/LL	51	88353	F35/T5/865/MM	47	90272	F54W/T5/827/LL	49
43513	F70/T8/830/POLYLUX/LL	51	88354	F35/T5/840/MM	47	90273	F54W/T5/830/LL	49
43514	F70/T8/840/POLYLUX/LL	51	88355	F35/T5/830/MM	47	90274	F54W/T5/835/LL	49
45034	F8W/T5/865/SPECFILL/IND	50	88356	F28/T5/840/MM	47	90275	F54W/T5/840/LL	49
45695	F13W/T5/840/SPECFILL/IND	50	88357	F21/T5/840/MM	47	90276	F54W/T5/865/LL	49
48433	F54W/T5/830/ECO/COV	50	88358	F21/T5/835/MM	47	90277	F49W/T5/827/LL	49
48436	F54W/T5/835/ECO/COV	50	88359	F21/T5/865/MM	47	90278	F49W/T5/830/LL	49
48458	F54W/T5/841/ECO/COV	50	88360	F21/T5/830/MM	47	90279	F49W/T5/835/LL	49
48469	F54W/T5/865/ECO/COV	50	88361	F14/T5/865/MM	47	90280	F49W/T5/840/LL	49
70980	F18/T8/830/POLYLUX/LL	51	88362	F14/T5/840/MM	47	90281	F49W/T5/865/LL	49
70981	F18/T8/840/POLYLUX/LL	51	88363	F14/T5/835/MM	47	90283	F80W/T5/830/LL	49
70990	F39W/T5/865/ECO/COV	50	88364	F14/T5/830/MM	47	90284	F80W/T5/835/LL	49
70991	F39W/T5/850/ECO/COV	50	90196	F24W/T5/835/LL	49	90285	F80W/T5/840/LL	49
70993	F39W/T5/841/ECO/COV	50	90197	F24W/T5/840/LL	49	90286	F80W/T5/865/LL	49
70994	F39W/T5/835/ECO/COV	50	90198	F24W/T5/865/LL	49	91450	F8W/T5/33/SPECFILL/IND	50
70995	F39W/T5/830/ECO/COV	50	90201	F39W/T5/830/LL	49	91451	F8W/35/T5/SPECFILL/IND	50
70996	F24W/T5/865/ECO/COV	50	90202	F39W/T5/835/LL	49	92518	F36W-1M/33	53
70997	F24W/T5/841/ECO/COV	50	90203	F39W/T5/840/LL	49	92519	F36W-1M/54	53
70998	F24W/T5/835/ECO/COV	50	90204	F39W/T5/865/LL	49	92520	F38W/35	53
70999	F24W/T5/850/ECO/COV	50	90206	F54W/T5/835/LL	49	93311	F18W/T8/835/POLYLUX	52
71000	F24W/T5/830/ECO/COV	50	90209	F54W/T5/840/LL	49	93315	F18W/T8/827/POLYLUX	52
73605	F18/T8/830/16W/MM	51	90211	F54W/T5/865/LL	49	93317	F18W/T8/840/POLYLUX	52
73606	F18/T8/835/16W/MM	51	90219	F49W/T5/830/LL	49	93319	F18W/T8/830/POLYLUX	52
73607	F18/T8/840/16W/MM	51	90221	F49W/T5/835/LL	49	93330	F58W/T8/827/POLYLUX	52
73608	F18/T8/860/16W/MM	51	90222	F14W/T5/865/LL	48	93331	F58W/T8/835/POLYLUX	52
75707	FC22W/T5/827	51	90223	F49W/T5/840/LL	49	93333	F58W/T8/840/POLYLUX	52
75709	FC22W/T5/830	51	90224	F49W/T5/865/LL	49	93334	F58W/T8/830/POLYLUX	52
75710	FC22W/T5/840	51	90226	F80W/T5/830/LL	49	96747	F36/T8/860/32W/MM	51
75711	FC22W/T5/865	51	90227	F80W/T5/835/LL	49	96748	F36/T8/830/32W/MM	51
75712	FC40W/T5/827	51	90228	F80W/T5/840/LL	49	96749	F36/T8/835/32W/MM	51
75713	FC40W/T5/830	51	90229	F80W/T5/865/LL	49	96750	F36/T8/840/32W/MM	51
75715	FC40W/T5/840	51	90230	F14W/T5/827/LL	48			
75716	FC40W/T5/865	51	90232	F54W/T5/830/LL	49			
75717	FC55W/T5/827	51	90239	F14W/T5/830/LL	48			
75718	FC55W/T5/830	51	90244	F14W/T5/865/LL	48			
75719	FC55W/T5/840	51	90245	F21W/T5/827/LL	48			
75720	FC55W/T5/865	51	90246	F14W/T5/835/LL	48			
80311	F54W/T5/850/ECO/COV	50	90247	F14W/T5/840/LL	48			
88328	F54/T5/830/MM	47	90248	F21W/T5/830/LL	48			
88329	F80/T5/830/MM	47	90249	F21W/T5/835/LL	48			
88330	F80/T5/835/MM	47	90250	F21W/T5/840/LL	48			
88331	F80/T5/865/MM	47	90251	F21W/T5/865/LL	48			
88332	F80/T5/840/MM	47	90252	F28W/T5/827/LL	48			
88333	F54/T5/865/MM	47	90253	F28W/T5/830/LL	48			
88334	F39/T5/865/MM	47	90254	F28W/T5/835/LL	48			
88336	F49/T5/840/MM	47	90255	F28W/T5/840/LL	48			
88337	F54/T5/840/MM	47	90256	F28W/T5/865/LL	48			

Compact Fluorescent Lamps Non-Integrated

10546	F282DT5/827/2P	68
10547	F282DT5/827/4P	68
10548	F282DT5/840/4P	68
10550	F382DT5/827/4P	68
10566	F382DT5/835/4P	68
10567	F282DT5/835/4P	68
10580	F13DBX/SPX30/830/4P	66
12603	F11BX/865/4P	65
12860	F18DBXT4/SPX27/827	65
12861	F18DBXT4/SPX30/830	65
12863	F18DBXT4/SPX35/835	65
12864	F18DBXT4/SPX41/840	65

Product Code	Product Description	Page No.
12865	F18DBX/SPX27/827/4P	66
12866	F18DBX/SPX30/830/4P	66
12869	F18DBX/SPX35/835/4P	66
12870	F18DBX/SPX41/840/4P	66
12872	F10DBXT4/SPX27/827	65
12874	F10DBXT4/SPX30/830	65
12875	F10DBXT4/SPX35/835	65
12876	F10DBXT4/SPX41/840	65
12877	F10DBX/SPX30/830/4P	66
12956	F13DBXT4/SPX30/830	65
12997	F10DBXT4/SPX65 865	65
13015	F13DBXT4/SPX65/865	65
13017	F18DBXT4/SPX65/865	65
13248	BLS/E/1X57-70W/QBX 220-240V	68
18120	FLE18W2D/840 GRZ10D	68
18121	FLE18W2D/830 GRZ10D	68
18122	FLE18W2D/827 GRZ10D	68
18123	FLE18W2D/835 GRZ10D	68
18124	FLE30W2D/827 GRZ10T	68
18125	FLE30W2D/835 GRZ10T	68
18127	FLE30W2D/840 GRZ10T	68
18557	F13DBXT4/SPX27/827	65
18559	F13DBXT4/SPX35/835	65
20532	F13DBXT4/SPX41/840	65
30031	F10DBX/SPX27/827/4P	66
30032	F10DBX/SPX35/835/4P	66
30034	F10DBX/SPX41/840/4P	66
30035	F13DBX/SPX27/827/4P	66
30037	F13DBX/SPX35/835/4P	66
30038	F13DBX/SPX41/840/4P	66
34381	F26TBX/SPX41/840/A/4P	66
34385	F18TBX/SPX41/840/A/4P	66
34387	F13TBX/SPX41/840/A/4P	66
34391	F13TBX/SPX27/827/A/4P	66
34392	F18TBX/SPX27/827/A/4P	66
34393	F26TBX/SPX27/827/A/4P	66
34395	F13TBX/SPX30/830/A/4P	66
34396	F18TBX/SPX30/830/A/4P	66
34397	F26TBX/SPX30/830/A/4P	66
34400	F13TBX/SPX35/835/A/4P	66
34405	F18TBX/SPX35/835/A/4P	66
34406	F26TBX/SPX35/835/A/4P	66
35235	F26DBX/SPX30/830/4P	66
35236	F26DBX/SPX41/840/4P	66
35237	F26DBXT4/SPX30/830	65
35247	F26DBX/SPX27/827/4P	66
35248	F26DBX/SPX35/835/4P	66
35250	F26DBXT4/SPX27/827	65
35251	F26DBXT4/SPX35/835	65
35252	F26DBXT4/SPX41/840	65
35305	F26DBXT4/SPX65/865	65
35937	F18TBX/SPX35/835/A/2P	66
35939	F18TBX/SPX41/840/A/2P	66
35940	F13TBX/827/A/2P	66
35941	F13TBX/SPX41/A/2P	66
35944	F18TBX/SPX30/830/A/2P	66
35945	F18TBX/SPX27/827/A/2P	66
35952	F26TBX/SPX30/830/A/2P	66
35959	F26TBX/SPX27/827/A/2P	66
35964	F26TBX/SPX41/840/A/2P	66
35965	F26TBX/SPX65/865/A/2P	66
35966	F13TBX/SPX30/830/A/2P	66

Product Code	Product Description	Page No.
37523	F552D/827/A4P	68
37528	F552D/835/A4P	68
37651	F9BX/827	65
37652	F9BX/SPX35/835	65
37653	F9BX/SPX41/840	65
37654	F5BX/SPX27/827	65
37658	F7BX/827/4P	65
37659	F7BX/SPX35/835	65
37660	F7BX/SPX41/840	65
37661	F5BX/SPX41/840	65
37663	F11BX/827	65
37664	F11BX/840	65
37666	F11BX/835	65
37710	F9BX/827/4P	65
37711	F9BX/840/4P	65
37713	F11BX/840/4P	65
37714	F5BX/827/4P	65
37715	F5BX/840/4P	65
37716	F7BX/840/4P	65
37717	F11BX/827/4P	65
37846	F7BX/SPX27/827	65
38928	F11BX/830	65
38929	F9BX/830	65
38930	F7BX/830	65
38984	F7BX/865	65
38985	F9BX/865	65
38986	F11BX/840	65
39377	F32TBX/SPX27/827/AP4P	67
39378	F32TBX/SPX30/830/AP4P	67
39379	F32TBX/SPX35/835/A/4P	67
39380	F32TBX/SPX41/840/A/4P	67
41087	F18BX/827	67
41088	F18BX/830	67
41089	F18BX/835	67
41090	F18BX/840	67
41128	F24BX/827	67
41134	F24BX/830	67
41145	F24BX/835	67
41155	F24BX/840	67
41163	F34BX/830	67
41166	F34BX/835	67
41167	F34BX/840	67
41168	F36BX/830	67
41169	F36BX/835	67
41170	F36BX/840	67
41171	F40BX/830	67
41172	F40BX/835	67
41173	F40BX/840	67
41174	F55BX/830	67
41260	F55BX/835	67
41298	F55BX/840	67
41307	F36BX/827	67
41744	F162D/827	68
41745	F162D/835	68
41746	F162D/827/4P	68
41747	F162D/835/4P	68
41749	F162D/860	68
41794	F212D/827/4P	68
41806	F212D/835/4P	68
41808	F212D/860/4P	68
45201	F57QBX/840/A/4P/LL	67
45202	F57QBX/835/A/4P/LL	67

Product Code	Product Description	Page No.
45204	F57QBX/830/A/4P/LL	67
45208	F70QBX/830/A/4P/LL	67
45213	F57QBX/827/A/4P/LL	67
45218	F70QBX/840/A/4P/LL	67
45219	F70QBX/835/A/4P/LL	67
46312	F42TBX/827/A/4P	67
46313	F42TBX/830/A/4P	67
46314	F42TBX/835/A/4P	67
46315	F42TBX/841/A/4P	67
75066	F162D/830/4P	68
75067	F382DT5/830/4P	68
75068	F282DT5/830/4P	68
88105	F10W/2D/827/4P	68
88106	F10W/2D/835/4P	68
88726	F80BX/830	67
88727	F80BX/835	67
88728	F80BX/840	67
92702	F26TBX/SPX41/840/2P	66
92703	F26TBX/SPX30/830/2P	66

Compact Fluorescent Lamps Integrated

23106	FLE23QBX/XM/827/E27	79
23107	FLE23QBX/XM/840/E27	79
23110	FLE23QBX/XM/865/E27	79
26447	FLE15TBX/T3/827/E27	80
40828	FLE9TBX/T3/827/E14	80
40831	FLE11TBX/T3/827/E14	80
40837	FLE11TBX/T3/827/E27	80
43270	FLE20HLX/T3/865/E27	81
43271	FLE11HLX/T3/865/E27	81
43338	FLE20TBX/XM/840/E27	79
43339	FLE20TBX/XM/840/B22	79
43340	FLE20TBX/XM/865/E27	79
43341	FLE20TBX/XM/865/B22	79
43345	FLE9TBX/XM/840/E14	79
43346	FLE9TBX/XM/840/E27	79
43350	FLE9TBX/XM/865/E27	79
43355	FLE11TBX/XM/840/E14	79
43356	FLE11TBX/XM/840/E27	79
43358	FLE11TBX/XM/840/B22	79
43360	FLE11TBX/XM/865/E14	79
43361	FLE11TBX/XM/865/E27	79
43366	FLE15TBX/XM/840/E27	79
43367	FLE15TBX/XM/840/B22	79
43368	FLE15TBX/XM/865/E27	79
70620	FLE11HLX/T3/827/B22	81
70884	FLE15TBX/827/B22/T4/SENZ	80
70893	FLE9CDL/827/E27	82
71002	FLE8HLX/T2/865/E14	80
71003	FLE8HLX/T2/865/E27	80
71004	FLE12HLX/T2/865/E14	80
71005	FLE12HLX/T2/865/E27	80
71006	FLE15HLX/T2/865/E27	81
72688	FLE15TBX/T3/827/E27	80
72689	FLE11TBX/T3/827/E27	79
72690	FLE11TBX/T3/827/B22	79
72704	FLE5TWCDDL/OP/827/E14	83
72706	FLE5TWCDDL/AMBER/E14	83
72707	FLE7TWCDDL/AMBER/E14	83
72711	FLE8HLX/T2/827/E14	80



Index By Product Code

Product Code	Product Description	Page No.	Product Code	Product Description	Page No.	Product Code	Product Description	Page No.
72712	FLE8HLX/T2/827/E27	80	88152	FLE8GLS/T2/840/E27	81	88852	FLE5CDL/T2/827/E27	82
72713	FLE8HLX/T2/827/B22	80	88162	FLE7BTCOL/OP/827/E14	83	88853	FLE5CDL/T2/827/B22	82
72714	FLE12HLX/T2/827/E14	80	88175	FLE15GLS/T2/827/B22	81	88856	FLE7CDL/T2/827/B22	82
72715	FLE12HLX/T2/827/E27	80	88176	FLE15GLS/T2/827/E27	81	88858	FLE9GU10/T2/827	83
72716	FLE12HLX/T2/827/B22	80	88177	FLE12GLS/T2/827/E14	81	92246	EFL23W/830/R80/E27	83
72717	FLE15HLX/T2/827/E27	81	88178	FLE8GLS/T2/827/E14	81	96776	FLE15GG/827/E27	82
72718	FLE15HLX/T2/827/B22	81	88179	FLE8GLS/T2/827/B22	81	96778	FLE15GG/840/E27	82
73210	FLE23QBXT3/827/E27	80	88180	FLE8GLS/T2/827/E27	81	96779	FLE15GG/827/B22	82
73368	FLE9TWSTCDL/OP/827/B22	83	88191	FLE9TBX/XM/827/E27	79	96780	FLE20GG/827/E27	82
73369	FLE9TWSTCDL/OP/827/E27	83	88192	FLE15TBX/XM/827/E27	79	96784	FLE20GG/827/B22	82
73370	FLE9TWSTCDL/OP/827/E14	83	88193	FLE9TBX/XM/827/E14	79	96790	FLE23GG/840/E27	82
73375	FLE7TWSTCDL/OP/827/B22	83	88194	FLE15TBX/XM/827/B22	79	96791	FLE23GG/827/B22	82
73377	FLE7TWSTCDL/OP/827/E27	83	88195	FLE20TBX/XM/827/E27	79	96793	FLE23GG/827/E27	82
73379	FLE9GU10/T2/840	83	88196	FLE11TBX/XM/827/E27	79	96794	FLE20GG/840/E27	82
73380	FLE7GU10/T2/840	83	88197	FLE11TBX/XM/827/E14	79	97000	FLE23QBXT3/840/E27	80
73386	FLE5SPH/T2/827/E27	82	88198	FLE11TBX/XM/827/B22	79	97001	FLE23QBXT3/840/B22	80
73387	FLE5SPH/T2/840/E14	82	88208	FLE12GLS/T2/827/B22	81	97006	FLE23QBXT3/865/E27	80
73389	FLE5SPH/T2/840/E27	82	88209	FLE12GLS/T2/827/E27	81	97007	FLE23QBXT3/865/B22	80
73395	FLE5SPH/T2/865/E27	82	88210	FLE9TBX/XM/827/B22	79	97030	FLE20HLX/T3/827/E27	81
73396	FLE7SPH/T2/827/E27	82	88211	FLE20TBX/XM/827/E27	79	97031	FLE20HLX/T3/827/B22	81
73398	FLE7SPH/T2/840/E27	82	88643	FLE15TBX/827/E27/T4/SENZ	80	97034	FLE9AG/T2/827/E27	81
73402	FLE7SPH/T2/840/E14	82	88680	FLE20HLX/T2/827/E27	81	97041	FLE9AG/T2/827/B22	81
73403	FLE7R50/T2/840/E14	83	88681	FLE20HLX/T2/827/B22	81	97042	FLE9AG/T2/865/E27	81
73405	FLE11R63/T2/840/E14	83	88684	FLE20HLX/T2/840/E27	81	97044	FLE11AG/T2/827/E27	81
73408	FLE5CDL/T2/840/E14	82	88685	FLE20HLX/T2/865/E27	81	97045	FLE11AG/T2/827/B22	81
73410	FLE5CDL/T2/840/E27	82	88686	FLE23HLX/T2/827/E27	81	97052	FLE11AG/T2/865/E27	81
73451	FLE7CDL/T2/840/E14	82	88687	FLE23HLX/T2/827/B22	81	97053	FLE15AG/T2/827/E27	81
73453	FLE7CDL/T2/840/E27	82	88690	FLE23HLX/T2/840/E27	81	97054	FLE15AG/T2/827/B22	81
73454	FLE7GU10/T2/827	83	88691	FLE23HLX/T2/865/E27	81	97055	FLE15AG/T2/865/E27	81
73584	FLE7CDL/T2/865/E14	82	88695	FLE9TBX/T3/827/E27	79	97056	FLE20AG/T3/827/E27	81
73767	FLE22/CLITE/T5/827/E27	83	88696	FLE9TBX/T3/827/B22	79	97057	FLE20AG/T3/827/B22	81
73768	FLE22/CLITE/T5/865/E27	83	88697	FLE9TBX/T3/827/E14	79	97058	FLE20AG/T3/865/E27	81
75039	FLE23QBXT3/827/B22	80	88698	FLE9TBX/T3/840/E27	79	99964	FLE5CDL/T2/865/E14	82
75268	FLE23QBXT3/827/E27	80	88699	FLE9TBX/T3/840/B22	79			
75311	FLE7CDL/T2/827/E27	82	88700	FLE9TBX/T3/840/E14	79			
75312	FLE7TWSTCDL/OP/827/E14	83	88701	FLE9TBX/T3/865/E27	79			
75676	FLE5CDL/T2/827/E14	82	88702	FLE9TBX/T3/865/B22	79			
75677	FLE7CDL/T2/827/E14	82	88703	FLE9TBX/T3/865/E14	79			
75730	FLE11TBX/T3/865/E27	79	88706	FLE11TBX/T3/827/E14	79			
75731	FLE11TBX/T3/865/B22	79	88709	FLE11TBX/T3/840/E14	79			
76152	FLE32HLX/T4/827/E27/HPF	81	88712	FLE11TBX/T3/865/E14	79			
76153	FLE8HLX/T2/827/E14	80	88713	FLE15TBX/T3/827/B22	80			
76154	FLE8HLX/T2/827/E27	80	88714	FLE15TBX/T3/840/E27	80			
76155	FLE12HLX/T2/827/E14	80	88715	FLE15TBX/T3/840/B22	80			
76156	FLE15HLX/T2/827/E27	80	88716	FLE15TBX/T3/865/E27	80			
76157	FLE12HLX/T2/827/E27	80	88717	FLE15TBX/T3/865/B22	80			
76158	FLE20HLX/T2/827/E27	80	88718	FLE20TBX/T3/827/E27	80			
76159	FLE23HLX/T2/827/E27	80	88719	FLE20TBX/T3/827/B22	80			
82145	FLE9CDL/827/B22	82	88720	FLE20TBX/T3/840/E27	80			
82147	FLE9CDL/827/E14	82	88721	FLE20TBX/T3/840/B22	80			
82150	FLE20GLS/T3/827/B22	81	88722	FLE20TBX/T3/865/E27	80			
82151	FLE20GLS/T3/827/E27	81	88723	FLE20TBX/T3/865/B22	80			
82174	EFL23W/827/R80/E27	83	88839	FLE5SPH/T2/827/E14	82			
82896	FLE9TBX/T3/827/E27	80	88841	FLE5SPH/T2/827/B22	82			
82911	FLE20TBX/T3/827/E27	80	88842	FLE7SPH/T2/827/E14	82			
82926	FLE11HLX/T3/827/E27	81	88844	FLE7SPH/T2/827/B22	82			
82941	FLE20HLX/T3/827/E27	81	88845	FLE7R50/T2/827/E14	83			
88123	FLE20HLX/T3/827/B22	81	88846	FLE7R50/T2/827/E27	83			
88148	FLE15GLS/T2/840/E27	81	88847	FLE7R50/T2/827/B22	83			
88149	FLE12GLS/T2/840/E14	81	88848	FLE11R63/T2/827/E14	83			
88150	FLE12GLS/T2/840/E27	81	88849	FLE11R63/T2/827/E27	83			
88151	FLE8GLS/T2/840/E14	81	88850	FLE11R63/T2/827/B22	83			

Halogen Lamps

10766	AR111 50W12V SP	90
10767	AR111 50W12V FL	90
10768	AR111 75W12V SP	90
10769	AR111 75W12V FL	90
10771	AR111 75W12V WFL	90
10774	AR111 35W12V SP	90
10775	AR111 35W12V FL	90
10857	Q35MR16/240/FL	91
10859	Q20MR16/240/FL	91
10896	Q35MR16/230/FL	91
10898	Q20MR16/230/FL	91
12708	M11/Q10/G4 ST	92
12711	M47/Q20/G4 ST	92
12712	M95/Q35/GV6.35 ST	92
12713	M32/Q50/GV6.35 ST	92
12718	Q100/GV6.35 ST	92
12988	Q50MR16/240/FL START	91
12995	Q50MR16/240/FL START	91
13003	Q50MR16/240/FL START	91
17200	FTD/M262/CGG	89
17201	FTF/M199/CGG	89
19624	Q75MR20/240V/FL/BL	91
19625	M262/FTD/CGG	89
19626	M62/FTD	89
19627	M266/FTF/CGG	89
19634	M199/FTH	89

Product Code	Product Description	Page No.
19635	M66/FTF	89
19636	M251/FTC/CG	89
19639	M264/FTA/CG	89
20840	EVC/CC	89
20841	EYJ/CC	89
20857	BAB/CG	89
20858	ESX/CG	89
20859	FMW/CG	89
20860	FRA/CG	89
20864	FRB/CG	89
20865	FNW/CG	89
20867	EXN/CG	89
20871	EXZ/CG	89
20872	EXT/CG	89
20873	EVC/CG	89
20874	EYJ/CG	89
20876	EYF/CG	89
22498	SHORTG9 40W CL 240V	91
22501	SHORTG9 40W FR 240V	91
22504	SHORTG9 40W CL 230V	91
22507	SHORTG9 40W FR 230V	91
22508	SHORTG9 60W CL 240V	91
22510	SHORTG9 60W FR 240V	91
22513	SHORTG9 60W CL 230V	91
22515	SHORTG9 60W FR 230V	91
23517	SHORTG9 75W CL 230V	91
23518	SHORTG9 75W CL 240V	91
23521	SHORTG9 75W FR 230V	91
23532	SHORTG9 75W FR 240V	91
23830	K5/Q1500 T3/CL	93
23832	K5/Q1500 T3/CL	93
27826	40PAR16/230/FL	94
27845	40PAR16/240/FL	94
29161	K1/Q500 T2.5/CL	93
29165	K1/Q500 T2.5/CL	93
29168	K1/Q500 T2.5/CL	93
29180	K4/Q1000 T3/CL	93
29181	K4/Q1000 T3/CL	93
29184	K5/Q1500 T3/CL	93
29187	K5/Q1500 T3/CL	93
30886	K8/Q2000 T3/CL	93
31598	K1/Q375 T3/230V HIR	93
31612	K1/Q375 T3/240V HIR	93
32108	Halo T38/1000W/E40/230	94
32109	Halo T38/1000W/E40/240	94
32482	100PAR30/240/FL	94
32484	100PAR30/230/FL	94
34663	M67/Q100 GY6.35 24V	92
34664	M180/Q100/GY6.35	92
34674	M11/H10 G4	92
34676	M28/Q100 GY6.35	92
34682	M313/Q75/GY6.35	92
34683	M73/Q75/GY6.35	92
34684	M89/Q50/GY6.35 24V	92
34702	M32/Q50 GY6.35	92
34703	M74/Q50/GY6.35	92
34708	M95/Q35/GY6.35	92
34710	M75/Q35/GY6.35	92
34712	M76/Q20/GY6.35	92
34714	M35/Q20 G4	92
34715	M47/Q20 G4	92
34718	M30/ESB/Q20 G4	92

Product Code	Product Description	Page No.
34719	M34/FHE/Q20 G4	92
34720	M29/Q10 G4	92
34728	M42/Q10 G4	92
35696	Q20T3/12V GY6.35	92
35699	Q35T3/12V GY6.35	92
35700	Q50T3/12V GY6.35	92
35701	Q75T3/12V GY6.35	92
35705	Q10T2.5/12V G4	92
35710	Q20T2.5/12V G4	92
38000	M69/BAB/EC	90
38001	M81/FMW/EC	90
38002	M58/EXN/EC	90
38006	M269/BAB/CG/EC	90
38007	M281/FMW/CG/EC	90
38011	M258/EXN/CG/EC	90
38012	M268/ESX/CG/EC	90
38013	FRB/CG/EC	90
38014	M249/EXT/CG/EC	90
39236	M280/FNV/CG/EC	90
39611	M250/EXZ/CG/EC	90
40349	75PAR30/230/FL	94
40361	75PAR30/240/FL	94
40362	50PAR20/230/FL	94
40363	50PAR20/230/SP	94
40364	50PAR20/240/SP	94
40365	50PAR20/240/FL	94
40366	75PAR30/230/SP	94
40367	75PAR30/240/SP	94
40402	Q50MR16/230/25°	90
40403	Q50MR16/230/36°	90
40404	Q50MR16/240/25°	90
40405	Q50MR16/240/36°	90
41915	AR111 100W12V SP	90
41922	AR111 100W12V FL	90
41923	AR111 100W12V WFL	90
42959	M9/H5 G4	92
43299	K9/Q225 T3/240V HIR	93
43712	K10/1000 T3/CL	93
45239	M250/EXY/CG IR	89
45240	M281/FMW/CG IR	89
45244	M258/EXN/CG IR	89
45245	M270/FRA/CG IR	89
45692	SHORTG9 25W CL 230V	91
45693	SHORTG9 25W FR 230V	91
76207	K1 C330W 230V R7S	93
76208	K9 C200W 230V R7S	93
76209	K11 C130W 230V R7S	93
76210	K12 C100W 230V R7S	93
76527	K1 C330W 240V R7S	93
76528	K9 C200W 240V R7S	93
76529	K11 C130W 240V R7S	93
76530	K12 C100W 240V R7S	93
76537	70W HALO R80 E27 230V	95
76538	42W HALO R80 E27 240V	95
76540	42W HALO R80 E27 230V	95
76541	42W HALO R63 E27 240V	95
76543	42W HALO R63 E27 230V	95
76544	28W HALO R50 E14 240V	95
76546	28W HALO R50 E14 230V	95
76547	42W HALOS CL E27 240V	95
76548	42W HALOS CL E14 240V	95
76549	42W HALOS CL B22 240V	95

Product Code	Product Description	Page No.
76551	42W HALO S CL E27 230V	95
76553	42W HALO S CL E14 230V	95
76554	28W HALO S CL E27 240V	95
76555	28W HALO S CL E14 240V	95
76556	28W HALO S CL B22 240V	95
76557	28W HALO S CL B15 240V	95
76559	28W HALO S CL E27 230V	95
76561	28W HALO S CL E14 230V	95
76562	18W HALO S CL E14 240V	95
76563	18W HALO S CL B22 240V	95
76565	18W HALO S CL E27 230V	95
76567	18W HALO S CL E14 230V	95
76568	42W HALO C CL E27 240V	95
76569	42W HALO C CL E14 240V	95
76570	42W HALO C CL B22 240V	95
76571	42W HALO C CL B15 240V	95
76573	42W HALO C CL E27 230V	95
76575	42W HALO C CL E14 230V	95
76929	28W HALO C CL E27 240V	95
76930	28W HALO C CL E14 240V	95
76931	28W HALO C CL B22 240V	95
76932	28W HALO C CL B15 240V	95
76934	28W HALO C CL E27 230V	95
76936	28W HALO C CL E14 230V	95
76937	18W HALO C CL E14 240V	95
76938	18W HALO C CL B22 240V	95
76940	18W HALO C CL E14 230V	95
76941	100W HALO A CL E27 240V	94
76942	100W HALO A CL B22 240V	94
76944	100W HALO A CL E27 230V	94
76945	70W HALO A CL E27 240V	94
76946	70W HALO A CL B22 240V	94
76948	70W HALO A CL E27 230V	94
76950	42W HALO A CL E27 240V	94
76951	42W HALO A CL B22 240V	94
76953	42W HALO A CL E27 230V	94
76954	28W HALO A CL E27 240V	94
76955	28W HALO A CL B22 240V	94
76957	28W HALO A CL E27 230V	94
88214	M280/FNW/CG/AL	90
88215	M258/EXN/CG/AL	90
88216	M269/BAB/CG/AL	90
88217	M281/FMW/CG/AL	90
88228	M70/FRA	89
88229	M81/FMW	89
88231	M69/BAB	89
88232	M80/FNV	90
88234	M58/EXN	89
88235	M269/BAB/CG	90
88236	M281/FMW/CG	90
88237	M250/EXZ/CG	90
88238	M280/FNV/CG	90
88239	M258/EXN/CG	90
88941	SHORTG9 25W CL 240V	91
88956	SHORTG9 25W FR 240V	91
91427	K14/Q100 T2.5/CL	93
91428	K12/Q150 T2.5/CL	93
91430	K27/Q150 T2.5/CL	93
91432	K41/Q100 CL	93
91433	K28/Q150 T2.5/CL	93
91434	K11/Q200 T2.5/CL	93
91436	K9/Q300 T2.5/CL	93

Index By Product Code

Product Code	Product Description	Page No.
91506	K14/Q100 T2.5/CL	93
91507	K12/Q150 T2.5/CL	93
91511	K28/Q150 T2.5/CL	93
91512	K11/Q200 T2.5/CL	93
91514	K9/Q300 T2.5/CL	93
91515	K9/Q225 T3/230V HIR	93
91750	K9/Q300 T2.5/CL	93
91775	75PAR25/230/FL	94
92165	75PAR25/240/FL	94
92729	Q50MR16/230/FL	91
92730	Q50MR16/240/FL	91
93471	K11/230V ST	93
93472	K9/230V ST	93
93473	K1/230V ST	93
93475	K11/240V ST	93
93476	K9/240V ST	93
93477	K1/240V ST	93
96729	Q60 T2.5	93

Incandescent Lamps

10823	15TC1/CL/E14	105
10826	25TC1/CL/E14	105
10827	40TC1/CL/E14	105
10828	60TC1/CL/E14	105
10830	15TC1/F/E14	105
10831	25TC1/F/E14	105
10832	40TC1/F/E14	105
10833	60TC1/F/E14	105
10870	25C1/CL/E27	105
10871	40C1/CL/E27	105
10873	60C1/CL/E27	105
10875	25C1/O/E27	105
10877	40C1/O/E27	105
10878	60C1/O/E27	105
12318	15P1/B/E14	110
12447	15P1/OVEN22/CL/E14	110
12462	40D1/CL/E14	111
12512	15P1/CL/E14	110
12513	25D1/CL/E27	111
12515	40D1/CL/E27	111
12585	15P1/R/E14	110
12586	15P1/Y/E14	110
12587	15P1/G/E14	110
13109	25T28/CL/E14	111
13110	40T28/CL/E14	111
13111	60T28/CL/E14	111
13118	15T25/CL/E14	111
13119	25T25/CL/E14	111
17688	40T28K/O/E14	111
17690	60T28K/O/E14	111
18117	100A1/CL/B22	101
18210	40D1/SB/E14	104
19775	25D1/CL/E14	103
19777	25D1/FR/E14	103
19778	40D1/FR/E14	103
19781	25D1/CL/E14	103
19782	40D1/CL/E14	103
19784	60D1/CL/E14	103
19786	60D1/FR/E14	103
19787	25D1/F/E14	103
19788	40D1/CL/E14	103

Product Code	Product Description	Page No.
19789	40D1/F/E14	103
19791	60D1/CL/E14	103
19793	60D1/F/E14	103
19796	25D1/SB/E14	104
19946	40A1/CL/E27	101
19947	60A1/CL/E27	101
19948	75A1/CL/E27	101
19949	100A1/CL/E27	101
19950	25A1/F/E27	101
19952	40A1/F/E27	101
19954	60A1/F/E27	101
19955	75A1/F/E27	101
19956	100A1/F/E27	101
21614	25A1/CL/B22	101
21619	40A1/CL/B22	101
21629	60A1/CL/B22	101
21633	75A1/CL/B22	101
21634	100A1/CL/B22	101
21657	25A1/F/B22	101
21658	40A1/F/B22	101
21663	60A1/F/B22	101
21664	75A1/F/B22	101
21665	100A1/F/B22	101
21666	40A1/CL/E27	101
21667	60A1/CL/E27	101
21668	75A1/CL/E27	101
21669	100A1/CL/E27	101
21670	25A1/F/E27	101
21671	40A1/F/E27	101
21673	60A1/F/E27	101
21675	75A1/F/E27	101
21677	100A1/F/E27	101
22422	100A1/CL/E27	101
22433	60A1/F/E27	101
22435	100A1/F/E27	101
22566	150A65/CL/E27	101
22568	150A65/FR/E27	101
22584	100A65/SB/E27	104
22620	100A65/CL/E27	102
22803	15C1/B/E14	106
22806	15C1/R/E14	106
22810	15C1/Y/E14	106
23546	15A1/CL/E27	101
23547	25A1/CL/E27	101
23552	15A1/FR/E27	101
27148	25C1/BT/FR/E14	106
27151	40C1/BT/FR/E14	106
27158	40C1BT/CL/B22	106
27160	40C1BT/CL/B15	106
27162	60C1BT/CL/B22	106
27164	60C1BT/CL/B15	106
27166	40C1BT/FR/B22	106
27171	40C1BT/FR/E14	106
27172	60C1BT/FR/B22	106
27176	60C1BT/FR/E14	106
27190	40C1BT/CL/E14	106
27192	60C1BT/CL/E14	106
28720	150R/IR/CL/E27	108
28724	250R/IR/CL/E27	108
29051	42V60/F/E27	102
31519	40A1/P/VRS/B22	102
31535	60A1/P/VRS/B22	102

Product Code	Product Description	Page No.
31546	60A1/P/VRS/E27	102
31560	100A1/P/GRS/B22	102
31573	100A1/P/GRS/E27	102
31811	15P1/CL/B22	110
31816	15P1/CL/B15	110
31821	15P1/CL/E14	110
32296	275R/IR/SA/E27	109
32569	275R/IR/CL/E27	108
34420	25P1/CL/E14	110
34422	25P1/CL/B22	110
34950	100A1/DL B22	102
35090	60A1/DL B22	102
35174	100A1/CL/E27 24V	102
35178	25A1/CL/E27 24V	102
35218	40A1/CL/E27	102
35238	70A1/CL/E27	102
35239	60A1/CL/E27/TSR	102
42830	60R80/PL/E27	108
42831	60R63/PL/E27	108
42837	100R80/PL/E27	108
43381	25P1/OVEN25/CL/E14	110
45330	25P1/OVEN/T25/CL	110
47978	40R63/PL/E27	108
73478	15P1/CL E14	110
73479	25P/E14/CL	110
88165	75A1/CL/E27	101
90480	60C1/CL/E14	105
90481	60C1/SL/E14	105
90482	40C1/SL/E14	105
90483	25C1/SL/E14	105
90487	40C1/CL/E14	105
90488	25C1/CL/E14	105
90525	15D1/R/E14	104
90526	15D1/Y/E14	104
90527	15D1/Y/E27	104
90528	15D1/ORANGE/E27	104
90531	15D1/R/E27	104
90557	40D1/GB/E14	104
90562	40T45/SL/E14	104
90563	25T45/SL/E14	104
90564	25D1/CL/E27	103
90565	40D1/CL/E27	103
90566	25D1/F/E27	103
90567	40D1/F/E27	103
90568	60D1/F/E27	103
90569	15D1/F/E27	103
90797	40T45/SL/E14	104
90920	25A1/G/E27	103
90921	25A1/Y/E27	103
90922	25A1/R/E27	103
90923	25A1/O/E27	103
90924	25A1/B/E27	103
91079	40R63/E27	107
91080	60R63/E27	107
91093	60G125/O/E27	107
91095	100G125/O/E27	107
91104	40G80/O/E27	106
91109	60G80/O/E27	106
91115	40G95/O/E27	107
91116	60G95/O/E27	107
91117	100G95/O/E27	107
91127	200A1/CL/E27	101

Product Code	Product Description	Page No.
91128	200A1/F/E27	101
91130	40A1/SB/E27	104
91131	60A1/SB/E27	104
91135	40A1/GB/E27	104
91136	60A1/GB/E27	104
91147	100G80/O/E27	106
91226	300A1/CL/E27	101
91227	100A1/F-RS/E27	102
91228	40A1/F-RS/E27	102
91229	60A1/F-RS/E27	102
91231	60A1/DAYLIGHT/E27	102
91233	100A1/DAYLIGHT/E27	102
91244	150G125/O/E27	107
91288	150/IR/F/E27	109
91293	40A1 EXT/CL/E27	102
91294	60A1 EXT/CL/E27	102
91322	25C1/F/E14	105
91323	40C1/F/E14	105
91327	60R50/E14	107
91340	60R63/E27	108
91344	60R80/E27	108
91345	100R80/E27	108
91346	15C1/F/E14	105
91351	75R95/E27	107
91366	100R95/E27	107
91367	150R95/E27	107
91372	150R/IR/R/E27	109
91386	40R50/R/E14	109
91387	40R50/B/E14	109
91388	40R50/Y/E14	109
91389	40R50/G/E14	109
91390	250R/IR/F/E27	109
91391	250R/IR/R/E27	109
91392	25R50/NEO/E14	108
91393	40R50/NEO/E14	108
91458	75G95/O/E27	107
91486	60SL/O/500/S14	111
91487	35SL/O/300/2S14	111
91488	60SL/O/500/2S14	111
91505	35SL/O/300/S14	111
91521	15D1/G/E27	104
91522	15D1/B/E27	104
91523	25R39/E14	107
91524	30R39/E14	107
91525	60R80/B/E27	109
91526	60R80/G/E27	109
91527	60R80/Y/E27	109
91528	60R80/R/E27	109
91530	40R63/B/E27	109
91531	40R63/Y/E27	109
91532	40R63/R/E27	109
91533	40R63/G/E27	109
91534	60C1/F/E14	105
91539	80PAR/WMISER/FL/Y/E27	109
91540	80PAR/WMISER/FL/R/E27	109
91542	175PAR/IR/E27	108
91543	80PAR/WMISER/FL/G/E27	109
91572	60PAR/WMISER/SP/E27	108
91573	120PAR/WMISER/FL/E27	108
91574	80PAR/WMISER/FL/E27	108
91575	60PAR/WMISER/FL/E27	108
91576	120PAR/WMISER/SP/E27	108

Product Code	Product Description	Page No.
91577	80PAR/WMISER/SP/E27	108
91578	80PAR/WMISER/FL/B/E27	109
91593	60D1/CL/E27	103
91594	60D1/FR/B22	103
91634	25C1/FR/B22	105
91636	40C1/FR/B22	105
91653	60C1/FR/B22	105
91674	40C1/CL/E14	105
91678	60C1/CL/E14	105
91680	25C1/FR/E14	105
91682	40C1/FR/E14	105
91683	60C1/FR/E14	105
91724	300A1/CL/E40	101
91734	25TC1/CL/B22	105
91780	15P1/CL/B15	110
91859	60A1/D-LIGHT/E27	102
91860	100A1/D-LIGHT/E27	102
91873	100A1/F/E27 24V	102
91874	40A1/F/E27 24V	102
91875	60A1/F/E27 24V	102
91876	40A1/CL/E27 24V	102
91877	60A1/CL/E27 24V	102
91878	60A1/CL/B22 24V	102
91879	40A1/CL/B22 24V	102
91911	15D1/CL/B22	103
91912	15D1/FR/B22	103
91917	15D1/CL/E27	103
91950	15P1/CL/E14	110
91952	60T45/SL/E14	104
91955	25P1/CL/E14	110
91987	25D1/CL/B22	103
91988	25D1/FR/B22	103
91989	40D1/CL/B22	103
91990	40D1/FR/B22	103
91991	60D1/CL/B22	103
92001	15D1/B/E14	104
92002	15D1/CL/E14	103
92003	15D1/FR/E14	103
92004	15D1/G/E14	104
92018	100A1/F-RS/B22	102
92046	15P1/CL/E14	110
92047	15P1/F/E14	110
92048	25P1/F/E14	110
92060	100PAR/FL/IR/E27	108
92130	60R63/E27	107
92366	40R50/E14	107
92373	25R50/E14	107
92839	60R80S/E27	107
92858	40R80S/E27	107
92859	75R80S/E27	107
92860	100R80S/E27	107
93052	60A1/DL/B22	102
93301	15P1/RS/CL/E14	110
115182	60A1/CL/E27	101

SHOWBIZ™ Lamps

11478	EXL	123
12036	CP83	122
12037	CP83	122
12092	EXR	125
12097	EXY	125

Product Code	Product Description	Page No.
12892	50PAR36/VNSP	118
13227	FFS	120
13228	FFR	120
13229	FFP	120
13233	FFN	120
13598	FCS A1/216	123
14553	25PAR36	118
14554	25PAR36/NSP	118
14555	25PAR36/WFL	118
14556	25PAR36/VWFL	118
14874	EHJ A1/223	123
14876	FCR A1/215	123
15133	H4515	118
15377	ELC500	124
15378	CSR575/2/SE	115
15380	CSR700SA	116
15775	F20T12/CINEMA32/HO/CVG	117
15776	F20T12/CINEMA55/HO/CVG	117
15782	F40T12/CINEMA32/HO/CVG	117
15783	F40T12/CINEMA55/HO/CVG	117
16540	50PAR36/NSP	118
16541	50PAR36/WFL	118
16542	50PAR36/VWFL	118
16960	CMH150/PAR64/830/GX16d/WFL	116
18234	BRL A1/220	123
18235	BRJ/EVB A1/234	123
18241	FNT	123
18676	300PAR56/NSP	119
18677	300PAR56/MFL	119
18678	300PAR56/WFL	119
19023	120PAR56/VNSP	119
19024	120PAR56/MFL	119
19025	120PAR56/WFL	119
19695	P2/12	123
19696	P2/12	123
19697	P2/10	123
19698	P2/10	123
19880	50PAR36/WFL/H	118
19926	DK2/DSE	123
20122	200PAR	119
20249	P2/7 EKM	123
20253	P2/7 EKM	123
20575	240PAR56/VNSP	119
20577	240PAR56/WFL	119
20803	300PAR56/NSP	119
20836	300PAR56/MFL	119
20849	300PAR56/WFL	119
20852	300PAR56/MFL	119
20853	300PAR56/NSP	119
20854	300PAR56/WFL	119
21276	A1/229	124
21278	A1/231	124
21328	CSD250/2/SE BULK	115
21613	FXL	125
21801	CSR2000SA	116
21849	CSR1200SA	116
21853	CSR400/SE/HR/UV-C	115
22478	CSR400/S/DE/75	115
22493	CSR700/S/DE/60	115
22494	CSR1200S/DE/60	115
22495	CSR800/SE/HR/UV-C	115
22496	CSR18000/SE/HR	115



Index By Product Code

Product Code	Product Description	Page No.	Product Code	Product Description	Page No.	Product Code	Product Description	Page No.
22693	CMH150/PAR56/830/GX16d/SP	116	39409	500PAR64/MFL	120	72658	F24T8CINEMA32/CVG	117
22694	CMH150/PAR56/830/GX16d/MFL	116	39411	500/PAR64/MFL	120	72659	F24T8CINEMA55/CVG	117
22696	CMH150/PAR56/830/GX16d/WFL	116	39414	500/PAR64/W FL	120	72680	CP23	122
22697	CMH150/PAR56/942/GX16d/SP	116	40460	CSR575/SE/HR/UV-C	115	73579	CMH400/932/GX9.5	116
23427	300PAR56/WFL	119	40482	CSR2500/SE/HR/UV-C	115	73580	CMH400/941/GX9.5	116
23756	EJG	123	40492	CSR6000/SE/HR/UV-C	115	74873	CSR1500/TAL/60/S	115
23760	P2/11 EME/Clear	123	40576	4552	120	76160	CSR300/2/TAL	115
23761	P2/11 EMF/Frosted	123	40578	4559	120	76161	CSR700/TAL/60	115
23797	P2/28 FCM	123	40579	Q4559	120	81207	F48T8/Cinema32/CVG	117
24425	4405	118	40822	4537-2	119	81208	F48T8/Cinema55/CVG	117
24627	4502	118	41164	EVD A1/239	123	88425	CP60 EXC.SUPER	120
24640	4505	118	41357	CSR700/S/DE/72	115	88428	HPL 750-C-XLL	121
24650	4509	118	41503	4509X	118	88429	HPL 750-X-LL	121
24663	4511	118	41667	DWE	118	88430	HPL 750-X-LL	121
24673	4515	118	41671	FBO	118	88431	T12	122
24742	4537	119	41673	FCX	118	88432	HX800	121
24768	4545	119	41705	ENX	125	88433	CP81 FSL	121
24799	4553	119	41729	EPT	125	88434	HPL 575-C LL-X	121
24830	4571	119	41869	F55BX/StudioBiax32	117	88435	HPL 575-C LL-X	121
24859	4580	119	41873	F55BX/StudioBiax56	117	88436	HPL 575-C	121
24862	4581	119	41874	ERV	125	88437	HPL 750-C	121
24867	4587	118	41882	EPV	125	88438	HPL 575-C	121
24887	4593	118	41903	F55BX/CINPLUS/32	117	88439	CP110 OC1200	122
24891	4594	118	41911	F55BX/CINPLUS/55	117	88442	M38	124
24898	4596	118	42552	Q4559X	120	88443	CP81 FKW	121
24964	4626	118	42614	EPX	125	88444	CP81 FSK	121
24966	4627	118	43494	Q500PAR56/NSP	119	88445	GKV/LL	121
25261	FLT	125	43495	Q500PAR56/MFL	119	88446	GKV/LL	121
25475	ENL	125	43496	Q500PAR56/WFL	119	88447	GKV	121
25492	CP86 PAR64/VNSP	120	43497	Q1000PAR64/NSP	120	88448	GKV	121
25493	CP86 PAR64/VNSP	120	43498	Q1000PAR64/MFL	120	88449	CP77 FEP	121
25504	CP87 PAR64/NSP	120	43499	Q1000PAR64/WFL	120	88450	FKR	121
25507	CP87 PAR64/NSP	120	43537	DDL	124	88451	T28	122
25513	CP88 PAR64/MFL	120	43576	H7604	118	88452	FLK-LL	121
25520	CP88 PAR64/MFL	120	43591	H7635	119	88453	CP90	122
25618	F40T12/BLB	117	43950	DED	124	88454	T29 FWT	122
26895	DYR A1/233	123	43988	DDS	124	88455	CP23	122
26896	DYR A1/233	123	45231	CSR575/SS/DE/75	115	88456	T11	122
27764	CSR1200/SE/HR/UV-C	115	45232	CSR400/S/DE/90	115	88457	T19 FWR	122
27765	CSR4000/SE/HR/UV-C	115	45234	CSR700SA/72	116	88458	CP40 FKJ	122
27817	CSD250/2/SE	115	45238	CSR400/SE/HR/75	115	88459	CP24	122
29150	EJL A1/252	124	48450	CSR200/DE	115	88460	A1/244	123
29581	A1/227	124	48453	CSR1200/DE	115	88461	CP89 FRM	121
30157	DKW	123	48454	CSR2500/DE	115	88462	CP89 FRK	121
30325	FAD	123	48455	CSR4000/DE	115	88463	T26 GCS	121
30374	FBY	123	48456	CSR6000/DE	115	88464	CP82 FRJ	121
32882	EJA	124	48457	CSR12000/DE	115	88465	T18 GCW	121
34676	M28/EVA	124	48459	CSR18000/DE	115	88466	CP82 FRH	121
34702	M32	124	48461	CSR125/SE/HR	115	88467	CP82 FRG	121
34718	M30/ESB	124	48462	CSR200/SE/HR	115	88468	M40	124
34720	M29/ESA	124	48463	CSR575/SE/HR	115	88469	T27 GCS	121
34747	F20T12/BLB	117	48464	CSR1200/SE/HR	115	88470	T25 GCW	121
34768	M33	124	48465	CSR2500/SE/HR	115	88471	CP70 FVA	122
35200	EKE	124	48466	CSR4000/SE/HR	115	88472	CP70 FVA	122
36271	Q4681	119	48467	CSR6000/SE/HR	115	88473	HPL 750	121
36902	EKZ	124	48468	CSR12000/SE/HR	115	88474	HPL 750	121
36952	DXX	123	48771	Q12MT26/4CL	122	88475	HPL 575-X LL	121
36953	DXX	123	48773	BCM-020MT324CL	122	88476	HPL 575-X LL	121
37346	DZA	123	48774	BCM-020MT324CL	122	88477	HPL 575	121
37462	ELC A1/259	124	48777	Q24MT32/4CL	122	88478	HPL 575	121
37695	DZE/FDS A1/262	123	48779	Q12MT26/4CL	122	88479	EXG/PAR64/WFL	120
37706	Q4554	119	49490	CSR1200/2/SE	115	88480	EXG/PAR64/WFL	120
38306	ELD/EJN	124	49491	CSR700/2/SE	115	88481	P2/27 FEX	123
38476	ELH	124	49492	CSR575/2/T/SE	115	88482	P2/27 FEX	123
38686	ENH	124	70978	CSR575/DE/70 BULK	115	88484	HX185	123
39406	500PAR64/NSP	120	70979	CSR575/DE	115	88485	CSS150/850/GY9.5	116

Product Code	Product Description	Page No.
88488	CP41 FKK	122
88489	CP41 FKK	122
88491	A1/249	123
88492	A1/248	123
88493	99-0222 CID	116
88494	99-0221 CSI	116
88495	99-0201 CSI	116
88496	CP52 FKN	122
88497	T13 FKB	122
88498	T17 KF	122
88499	FKE	122
88500	T16	123
88501	T16	123
88502	CP94	122
88503	CP79	122
88504	FMR	121
88505	CP91	122
88506	CP92	122
88507	CP92	122
88508	CP93	122
88509	EGN	122
88510	CP95	120
88511	CP95	120
88512	CP59	123
88513	99-1422 CSI HR	116
88514	99-1222 CSI CS	116
88515	T11 Q100T8/CL	122
88516	M36	124
88529	T14 FKD	122
88530	CP51 FKM	122
88531	CP39 FKH	122
88532	CP53	123
88533	CP43 FTL	122
88535	CP61 EXD SUPER	120
88536	CP62 EXE SUPER	120
88537	CMH150/PAR64/830/GX16d/MFL	116
88538	CP40 FKJ	122
88541	CMH150/PAR64/942/GX16d/WFL	116
88542	CMH150/PAR64/942/GX16d/MFL	116
88543	CMH150/PAR64/942/GX16d/SP	116
88545	CMH150/PAR64/830/GX16d/SP	116
88546	BTM	122
88548	FLK	121
88549	CP62 EXE SUPER	120
88550	CP61 EXD SUPER	120
88551	CP60 EXC SUPER	120
88610	CYX	122
88615	EGJ	122
88617	EGE	122
88622	EGT	122
88624	EHD	121
88625	FEL	121
88626	EHG	121
88627	EHF	121
88629	FEY	123
88832	F18T8/BLB	117
88833	F36T8/BLB	117
88874	HX48	122
88875	CP29	122
88876	CP29	122
88877	CP30	123
88878	CP58	123
88879	CP32	123
88880	CP105	123
96800	CSR1500/S/DE/STB	115
96802	CSR1200/S/DE/60/STB	115

Specialty Lamps

Product Code	Product Description	Page No.	Product Code	Product Description	Page No.
10872	QH3650/CL/5	132	31148	F18T8/840/ARCTIC	131
11077	G8T5	130	33279	Q6.6A/PAR56/3	133
11078	G15T8	130	34747	F20W/T12/BLB	129
11080	G30T8	130	39882	F4W/T5/BLB	129
11082	G25T8	130	39883	F6W/T5/BLB	129
12403	F58W/830CVG	130	39884	F8W/T5/BLB	129
12405	F58W/835CVG	130	40695	GBX5/UVC G23	130
12407	F58W/840CVG	130	40696	GBX9/UVC G23	130
12423	F70W/835CVG	130	40700	GBX11/UVC G23	130
12424	F70W/840CVG	130	40703	GBX13/UVC GX23	130
12716	QH2MT3/CL/HT/R	132	40704	GBX18/UVC/2G11	130
15482	Q20A/PAR56/C	133	40705	GBX36/UVC/2G11	130
15551	QH2M/T3/1CL/HT/VB	132	40723	QH 750W 230-240V Ruby Slim	132
15864	G64T5	130	42740	QH 1300W 230-240V Ruby Slim	132
15872	G4T5	130	42935	F98X BL G23	129
15873	G6T5	130	42936	F118X BL G23	129
15874	G36T5	130	42937	F138X BL GX23	129
15875	G55T8HO	130	42938	F26DBX BL G24d-3	129
15885	GBX55/UVC/2G11	130	42939	F248X BL 2G11	129
16494	G16T5	130	42940	F368X BL 2G11	129
16941	F15WBL 350	129	42941	F558X BL 2G11	129
16968	F25T8 F&SA	131	44213	F18T8 F&SA	131
16977	F15T8 FA	131	44220	F38T8 F&SA	131
16979	F18T8 FA	131	44231	F18T8 SW	131
16980	F25T8 FA	131	44239	F15T8 REP	131
16984	F38T8 FA	131	44240	F18T8 REP	131
16991	F25T8 SW	131	48433	F54T5/830/HO/ECO/COG	131
16999	F38T8 SW	131	48436	F54T5/835/HO/ECO/COG	131
17202	F36W/835CVG	130	48458	F54T5/841/HO/ECO/COG	131
17203	F18W/830CVG	130	48469	F54T5/865/HO/ECO/COG	131
17204	F18W/835CVG	130	70990	F39W/T5/865/ECO/COG	131
17205	F18W/840CVG	130	70991	F39W/T5/850/ECO/COG	131
17208	F36W/830CVG	130	70993	F39W/T5/841/ECO/COG	131
17209	F36W/840CVG	130	70994	F39W/T5/835/ECO/COG	131
18668	QH2MT3/CL/VB	132	70995	F39W/T5/830/ECO/COG	131
20089	HH 210 500W CLEAR 230-240V	132	70996	F24W/T5/865/ECO/COG	131
20092	HH 451 1500W RUBY 230-240V	132	70997	F24W/T5/841/ECO/COG	131
20093	HH 804 2000W RUBY 230-240V	132	70998	F24W/T5/835/ECO/COG	131
21377	QH1MT3/CL/R/MS-235V	132	70999	F24W/T5/850/ECO/COG	131
21787	QH500T3/CL/7	132	71000	F24W/T5/830/ECO/COG	131
21788	QH500T3/CL	132	80311	F54T5/850/HO/ECO/COG	131
22355	QH1000T3/CL	132	80583	Q6.6A45PK30d male	133
22357	QH1000T3/CL	132	80584	Q6.6A100PK30d male	133
22357	QH1000T3/CL	132	80585	Q6.6A150PK30d male	133
22358	QH1000T3/CL/1	132	80586	Q6.6A200PK30d male	133
22365	QH1000T3/2CL/HT	132	80587	Q6.6A45PK30d female	133
22531	QH1200T3/CL	132	80588	Q6.6A100PK30d female	133
22532	QH1200T3/CL/HT	132	80589	Q6.6A150PK30d female	133
22686	QH1600T3/CL	132	80590	Q6.6A200PK30d female	133
22688	QH1600T3/CL	132	88413	AF7/2 6.6A 200W	133
22691	QH1600T3/CL/7	132	88417	AF 6/5T 6.6A 100W	133
22789	QH2M/T3/1CL/HT	132	88420	AF6/2 6.6A 45W	133
22790	QH2M/T3/CL/HT	132	88832	F18/T8/BLB	129
22837	QH2500T3/CL/7	132	88833	F36/T8/BLB	129
22838	QH2500T3/CL	132	16965 /44212	F15T8 F&SA	131
22875	QH3800/CL	132	16969 /44218	F30T8 F&SA	131
22900	QH5M/T3/1CL/HT	132	16970 /44219	F36T8 F&SA	131
23857	Q6.6A/T4/5CL	133	16987 /44230	F15T8 SW	131
23860	Q6.6AT4/DCR	133	16992 /44235	F30T8 SW	131
23863	Q20A/PAR56/3	133	16995 /44236	F36T8 SW	131
25618	F40W/T12/BLB	129	17004 /44241	F30T8 REP	131
29495	G11T5	130	17006 /44242	F36T8 REP	131
29503	G36T5/4P/SE	130			
29504	G64T5/4P/SE	130			

Glossary

A

Accent Lighting

Directional lighting to emphasize a particular object or draw attention to a display item.

Adaptation

The process by which the human eye adjusts to a change in light level.

Ambient Lighting

The general lighting present in an area -excluding task lighting and accent lighting but including general lighting and daylight streaming in.

Ambient Temperature

The surrounding temperature within an environment.

Amperes ("Amps.")

A measure of electrical current. In incandescent lamps, the current is related to voltage and power as follows: Watts (power) = Volts x Amps (current).

American National Standards Institute (ANSI)

A consensus-based organization which coordinates voluntary standards for the physical, electrical and performance characteristics of lamps, ballasts, luminaires and other lighting and electrical equipment.

Anode

The "positive" terminal of a diode.

ANSI Ballast Type

Ballast type used to operate lamp in accordance with ANSI standard.

ANSI Codes

These are 3-letter codes assigned by the American National Standards Institute. They provide a system of assuring mechanical and electrical interchangeability among similarly coded lamps from various manufacturers. General Electric uses the assigned ANSI Codes as Lamp Ordering Codes for most Projection Lamps.

Application

Also called "lighting application," it refers to the particular use the lamp is being put to. (e.g. high-bay industrial application or retail lighting application.) The term can also refer in a general way to "application engineering" which deals with specific parameters and usage of light sources. (e.g. how to do a lighting layout, where to place fixtures and so on.)

Arc

A general term for a high intensity electrical discharge occurring between two electrodes in a gaseous medium, usually accompanied by the generation of heat and the emission of light (See ELECTRICAL DISCHARGE).

Arc Lamp

A light source containing an arc (see above). Also called a discharge lamp, or an arc discharge lamp (See ELECTRICAL DISCHARGE).

Arc Length

In High Intensity Discharge lamps this is the distance between the electrode tips, which represents the physical length of the electrical discharge.

Atmosphere

This field designates the type of gas or vacuum filling a volume or chamber of the lamp. This chamber might contain a filament or it might refer to the bulb which contains the arc tube.

Auto Reset Shutdown Circuit

Circuit senses lamp end life and will automatically shut off power to the lamp(s). When a new lamp is inserted in the socket, the ballast resets, and turns on the lamp automatically. Some shutdown circuits require the power to be cycled before a new lamp will re-light.

B

Ballast

An auxiliary piece of equipment required to start and to properly control the flow of current to gas discharge light sources such as fluorescent and high intensity discharge (HID) lamps.

Ballast Efficacy Factor (BEF)

Defined as ballast factor x 100 divided by input watts. The value is used to evaluate various lighting systems based on light output and power input. The BEF can only be used to compare systems operating the same type and quantity of lamps.

Ballast Factor (BF)

This is the percentage of a lamp's rated lumen output that can be expected when operated on a specific, commercially available ballast. For example, a ballast with a ballast factor of 0.93 will result in the lamp's emitting 93% of its rated lumen output. A ballast with a lower BF results in less light output and also generally consumes less power.

Ballast Hum

Sound generated by the vibration of laminations in the iron core of the transformer or inductor present in the ballast.

Ballast Losses

Power or energy dissipated in the ballast as heat and not converted to lamp energy.

Base or Socket

The socket is the receptacle connected to the electrical supply; the base is the end of the lamp that fits into the socket. There are many types of bases used in lamps, screw bases being the most common for incandescent and HID lamps, while bipin bases are common for linear fluorescent lamps.

Base Temperature (Maximum)

The maximum operating temperature permitted for the base in Celsius. Fixture manufacturers need to ensure that these conditions are satisfied in their fixture.

Bayonet

A style of bulb base which uses keyways instead of threads to connect the bulb to the fixture base. The bulb is locked in place by pushing it down and turning it clockwise.

Beam Angle

The angular dimension of the cone of light from reflectorized lamps (such as R and PAR types) encompassing the central part of the beam out to the angle where the intensity is 50% of maximum. The beam angle sometimes called "beam spread" is often part of the ordering code for the reflectorized lamps. Example: The 50PAR30/HIR/NFL25 is a 50 watt PAR30 narrow flood lamp with a beam angle of 25 degrees (See FIELD ANGLE).

Beam Lumens

The total lumens present within the portion of the beam contained in the beam angle.

Beam Spread (Approximate)

For reflector type lamps. The total angle of the directed beam (in degrees horizontal or vertical) to where the intensity of the beam falls to 50% or 10% of the maximum candlepower value as indicated.

Bi-Pin

Any base with two metal pins for electrical contact. This is the typical base for a fluorescent tube of 1 to 4 feet in length. It consists of 2 prong contacts which connect into the fixture. Medium bi-pins are used with type T-8 and T-12 tubular fluorescent lamps, and miniature bi-pins are used for tubular T-5 fluorescent lamps.

Biax™

GE trademark for its biaxial family of high-efficiency and long-life compact fluorescent lamps. DBX (Double Biax), TBX (Triple Biax) and QBX (Quad Biax) refer to the number of U-shaped legs present in the lamp.

Blackbody

A hot body with an incandescent black surface at a certain temperature used as a standard for comparison. Note that a black surface is the best radiator possible. A tungsten filament will emit slightly less radiation than a blackbody at the same temperature.

Black Light

A popular term referring to a light source emitting mostly near UV (320 to 400 nm) and very little visible light.

Blacktop

Whether or not the top of the miniature lamp has a blacktop coating. The coating is used to control unwanted brightness or glare.

Bollard

A short, thick post with a light at its top, used for grounds and outdoor walkway lighting.

Bottom Exit Studs (BES)

(LFL plug-in ballasts) A configuration with screw studs mounted on the base plate or bottom of the ballast. The screws are 3/8" inches long with a #8-32 thread size (#8-32 nut). They are mounted on a two-inch center. The studs are usually used to mount the ballast directly onto a junction box plate.

Bulb

A loose way of referring to a lamp. "Bulb" refers to the outer glass bulb containing the light source.

Bulb Material or Coating

The type of glass (or quartz) used in the glass envelope surrounding the light source. The material can also have coatings applied to achieve particular performances.

Bulb Size

Bulb shape followed by its size (the maximum diameter of the bulb expressed in eighths of an inch). For Compact Fluorescent products, "S", "D", "T", and "Q" are used to represent Single, Double, Triple and Quad Biax® sizes. The code also includes a reference such as T4 to represent the size of the tube. Rectangular headlamps are designated as "Rect" and the number of millimeters horizontally.

C**Canadian Energy Standards**

Indicates ballast complies with Canadian Energy Standards and meets the requirements of CAN/CSA C654-M91.

Canadian Standards Association (CSA)

An organization that writes standards and tests lighting equipment for performance as well as electrical and fire safety. Canadian provincial laws generally require that all products sold for consumer use in Canada must have CSA or equivalent approval.

Candela [cd]

The measure of luminous intensity of a source in a given direction. The term has been retained from the early days of lighting when a standard candle of a fixed size and composition was defined as producing one candela in every direction. A plot of intensity versus direction is called a candela distribution curve and is often provided for reflectorized lamps and for luminaires with a lamp operating in them.

Candlepower

An obsolete term for luminous intensity; current practice is to refer to this simply as candelas (see CANDELA).

Candlepower (Mean Spherical)

Initial mean spherical candlepower at the design voltage. Mean spherical candlepower is the generally accepted method of rating the total light output of miniature lamps. To convert this rating to lumens, multiply it by 12.57 (4 pi).

Candlepower Distribution Curve

A graphical presentation of the distribution of light intensity of a light source, usually a reflector lamp or luminaire.

Capacitor

Device in an electronic circuit (part of ballast or a separate element) that stores electrical energy. Often used for power factor correction and lamp regulation.

Cathode

The "negative" terminal of a diode/arc.

Cathode Resistance

Resistance of the cathode in a Fluorescent lamp. It is measured "cold" before the lamp is turned on (Rc) or "hot" after the lamp is turned on (Rh). The ratio of the hot resistance to the cold resistance is also measured (Rh/Rc).

Center Beam Candlepower (CBCP)

Refers to the luminous intensity at the center of the beam of a blown or pressed reflector lamp (such as a PAR lamp). Measured in candelas.

Ceramic Metal Halide (CMH)

A type of metal halide lamp that uses a ceramic material for the arc tube instead of glass quartz, resulting in better colour rendering (>80 CRI) and improved lumen maintenance. GE ConstantColor™ CMH lamps feature a 3-piece arc tube design that delivers excellent colour consistency and lamp reliability.

Chip

A very small square of semi-conducting material. Also known as a "die," it is the "active" light-emitting component of an LED.

Chromaticity

Measure to identify the colour of a light source, typically expressed as (x,y) coordinates on a chromaticity chart (See COLOUR TEMPERATURE).

Chromaticity Coordinates

A system for measuring the colour of the light emitted from a light source—either a primary source like a lamp or a secondary source like an illuminated object. Usually two numbers, x and y coordinates ranging from 0 to 1 specify the chromaticity.

Class P Thermal Protector

A switching device sensitive to current and heat that automatically disconnects ballast if the temperature exceeds UL temperature limitations.

Coefficient of Utilization (CU)

In general lighting calculations, the fraction of initial lamp lumens that reach the work plane. CU is a function of luminaire efficiency, room surface reflectances and room shape.

Coil

Windings of copper or aluminum wire surrounding the steel core in ballast. Also refers to the entire assembly comprising the inductor or transformer.

Colour Bin

LEDs are often sorted according to their CIE chromaticity coordinates into different groupings or "bins."

Glossary

Colour Rendering Index (CRI)

An international system used to rate a lamp's ability to render object colours. The higher the CRI (based upon a 0-100 scale) the richer colours generally appear. CRI ratings of various lamps may be compared, but a numerical comparison is only valid if the lamps are close in colour temperature. CRI differences among lamps are not usually significant (visible to the eye) unless the difference is more than 3-5 points.

Colour Rendering Indicator

Draws attention to the fact that this is a lamp with high colour rendering, which helps objects and persons illuminated to appear more true to life.

Colour Temperature (Correlated Colour Temperature - CCT)

A number indicating the degree of "yellowness" or "blueness" of a white light source. Measured in Kelvins, CCT represents the temperature an incandescent object (like a filament) must reach to mimic the colour of the lamp. Yellowish-white ("warm") sources, like incandescent lamps, have lower colour temperatures in the 2700K-3000K range; white and bluish-white ("cool") sources, such as cool white (4100K) and natural daylight (6000K), have higher colour temperatures. The higher the colour temperature the whiter, or bluer, the light will be (See CHROMATICITY).

Compact Fluorescent Lamp (CFL)

The general term applied to fluorescent lamps that are single-ended and that have smaller diameter tubes that are bent to form a compact shape. Some CFLs have integral ballasts and medium or candelabra screw bases for easy replacement of incandescent lamps.

ConstantColor™

A GE registered name for lamp families that show very little colour shift over life, such as GE's Precise™ MR16 lamps and GE's ceramic metal halide (CMH) lamps.

Coolbeam

(See DICHROIC REFLECTOR)

Cool White

A term loosely used to denote a colour temperature of around 4100 K or higher. The Cool White (CW) designation is used specifically for T12 and other fluorescent lamps using halophosphors and having a CRI of 62.

Core

Component of electromagnetic ballast that is surrounded by the coil. Core is comprised of steel laminations or solid ferrite material.

Core & Coil Ballast

A ballast that uses a "Core & Coil" assembly to operate fluorescent or HID lamps. Refers to copper or aluminum windings on a steel core.

Cosine-Corrected

An illuminance meter that measures the light level correctly irrespective of the angle the light is coming from. (See ILLUMINANCE METER)

Cost of Light

Usually refers to the cost of operating and maintaining a lighting system on an ongoing basis. The 88-8-4 rule states that (typically) 88% is the cost of electricity, 8% is labor and only 4% is the cost of lamps.

covRguard™

A lamp encased by a plastic sleeve or coating to help contain glass fragments if the lamp breaks.

Crest Factor (Max Current)

The ratio of the peak lamp current to average lamp operating current (RMS). The lower the current crest factor is, the gentler the ballast is on the lamp.

Current Type (AC/DC)

Whether the operational voltage is based on Alternating Current or Direct Current.

D

Daylight Harvesting

Lighting design for building interiors that makes of daylight as a way of reducing energy consumption.

Daylight Lamp

A lamp resembling the colour of daylight, typically with a colour temperature of 5500 K to 6500K.

Declaration of Conformity (DoC)

A self-declaration of a product on its compliance to the Electromagnetic Compatibility Directive and the Low Voltage Directive and it can bare CE conformity marking (EU).

Dichroic Reflector (or Filter)

A reflector (or filter) that reflects one region of the spectrum while allowing the other region(s) to pass through. A reflector lamp with a dichroic reflector will have a "cool beam" i.e. most of the heat has been removed from the beam by allowing it to pass through the reflector while the light has been reflected.

Die

See Chip.

Dimmable

Whether or not the lamp lumens can be varied while maintaining reliability.

Dimmer, Dimming Control

A device used to lower the light output of a source, usually by reducing the wattage it is being operated at. Dimming controls are increasing in popularity as energy conserving devices.

Discharge Lamp

A lamp where light is emitted from an electrical discharge between two electrodes as opposed to a filament lamp. Examples are: Fluorescent lamps and HID (High Intensity Discharge) lamps like Metal Halide, Mercury and High Pressure Sodium.

All discharge lamps require some kind of current limiting device, e.g. a ballast, to operate them.

Driver

Control gear for LED-based products. Can be either constant current or constant voltage. For LED lamps the driver is often integral (see 'Self-Ballasted Lamps').

E

Eccentricity (Maximum)

In High Intensity Discharge lamps the Bulb to Arc Angle is the angle off of center between electrodes and bulb. The Bulb to Base Angle is the angle off of center that the bulb is from the base.

Edison Award

An annual competition where lighting designers submit their best projects. The entries are judged by an international panel and awards are presented at a banquet accompanying Light Fair, the North American trade show for the lighting industry.

Efficacy

A measurement of how effective the light source is in converting electrical energy to LUMENS of visible light. Expressed in LUMENS-PER-WATT (LPW) this measure gives more weight to the yellow region of the spectrum and less weight to the blue and red region where the eye is not as sensitive.

Efficiency

The efficiency of a light source is simply the fraction of electrical energy converted to light, i.e. watts of visible light produced for each watt of electrical power with no concern about the wavelength where the energy is being radiated. For example, a 100 watt incandescent lamp converts 7% of the electrical energy into light; discharge lamps convert 25% to 40% into light.

The efficiency of a luminaire or fixture is the percentage of the lamp lumens that actually comes out of the fixture (See LUMINOUS EFFICACY).

Efficiency of Ballast

The ratio of output power divided by input power. A premium ballast would have an electrical efficiency greater than 90%. The efficiency of a luminaire or fixture is the percentage of the lamp lumens that actually comes out of the fixture.

e-HID ballast

(see ELECTRONIC HID BALLAST).

Electrical Discharge

A condition under which a gas becomes electrically conducting and becomes capable of transmitting current, usually accompanied by the emission of visible and other radiation. An electric spark in air is an example of an electrical discharge, as is a welder's arc and a lightning bolt. (See ARC, ELECTRODELESS LAMPS)

Electrical Testing Laboratory (ETL)

Independent testing laboratory that performs ballast tests and certifies accuracy of performance data.

Electrode

Any metal terminal emitting or collecting charged particles, typically inside the chamber of a gas discharge lamp. In a fluorescent lamp, the electrodes are typically metal filaments coated with special powders called emission mix. Negatively charged free electrons emitted by one electrode are attracted to the positive electrode (anode), creating an electric current and arc between electrodes.

Electrodeless Lamps

Light sources where the discharge occurs in a chamber with no electrodes (no metal). The energy for the discharge is supplied by radio frequency excitation, e.g. microwaves (See GENURA).

Electromagnetic Ballast

(See MAGENTIC BALLASTS).

Electromagnetic Interference (EMI)

High frequency electronic ballasts and other electronic devices can produce a small amount of radio waves which can interfere with radio and TV. Federal mandated requirements must be met for EMI levels before an electronic device is considered FCC compliant (US). (FCC is the Federal Communications Commission).

Electromagnetic Spectrum

A continuum of electric and magnetic radiation that can be characterized by wavelength or frequency. Visible light encompasses a small part of the electromagnetic spectrum in the region from about 380 nanometers (violet) to 770 nanometers (red) by wavelength.

Electronic Ballast

A short name for a fluorescent high frequency electronic ballast. Electronic ballasts use solid state electronic components and typically operate fluorescent lamps at frequencies in the range of 25-35 kHz. The benefits are: increased lamp efficacy, reduced ballast losses and lighter, smaller ballasts compared to electromagnetic ballasts. Electronic ballasts may also be used with HID (high intensity discharge) lamps (See ELECTROMAGNETIC BALLAST).

Electronic HID Ballast

An electronic ballast capable of operating an HID lamp. GE's UltraMax® (electronic HID ballast) operates PulseArc® (metal halide) and CMH (ceramic metal halide) lamps between 250W and 400W and provides higher efficiency and significantly improved lumen maintenance over magnetic ballasts.

Elliptical Reflector (ER) Lamp

An incandescent lamp with a built-in elliptically-shaped reflecting surface. This shape produces a focal point directly in front of the lamp which reduces the light absorption in some types of luminaires. It is particularly effective at increasing the efficacy of baffled downlights.

Enclosed Fixtures

(See OPEN FIXTURE RATED)

Energy Policy Act (EPACT)

Comprehensive energy legislation passed by the U. S. Congress in 1992. The lighting portion includes lamp labeling and minimum energy efficacy (lumens/watt) requirements for many commonly used incandescent and fluorescent lamp types. Federal Canadian legislation sets similar minimum energy efficacy requirements for incandescent reflector lamps and common linear fluorescent lamps.

Energy Policy Act (EPACT) Indicator

Means this lamp is Federally regulated for Energy Efficiency (US) (See ENERGY POLICY ACT).

EoL (End-of-Life Protection)

A circuit that senses that a lamp has reached end of life (compact fluorescent lamps and small diameter linear fluorescent lamps) and turns off power to the lamp. Continuing to power the lamp beyond end of life can result in overheating of the lamp ends.

Eye Sensitivity

A curve depicting the sensitivity of the human eye as a function of wavelength (or colour). The peak of human eye sensitivity is in the yellow-green region of the spectrum. The normal curve refers to photopic vision or the response of the cones. (See Photopic, Scotopic, Fovea, Foveal vision)

F

Federal Communications Commission (FCC)

The U. S. Federal agency that regulates emissions in the radio frequency portion of the electromagnetic spectrum. Part 18 of the FCC rules specifies electromagnetic interference (EMI) from lighting devices operating at frequencies greater than 9 kilohertz (kHz). Typical electronically-ballasted compact fluorescent lamps operate in the 24 - 100 kHz frequency range.

Field Angle

The angular dimension of the cone of light from reflectorized lamps (such as R and PAR types) encompassing the central part of the beam out to the angle where the intensity is 10% of maximum (See BEAM ANGLE).

Filament Design

Filaments are designated by a letter combination in which C is a coiled wire filament, CC is a coiled wire that is itself wound into a larger coil, and SR is a straight ribbon filament. Numbers represent the type of filament-support arrangement.

Glossary

Fixture Requirements

Describes fixture requirements for HID lamps.

O = Open or Enclosed Fixtures

E = Enclosed Fixtures Only

S = Lamps operated in a vertical position (Base Up or Down) $\pm 15^\circ$, can be used in an open fixture. Lamps burned in any other orientation must be used in "enclosed fixtures only".

Flicker

The periodic variation in light level caused by AC operation that can lead to strobe effects.

Flood

Used to refer to the beam pattern of a reflector lamp, which disperses the light over a wide beam angle, typically 20 degrees or more. ("Flood" as opposed to "Spot")

Floodlight

A luminaire used to light a scene or object to a level much brighter than its surroundings. Usually floodlights can be aimed at the object or area of interest.

Fluorescence

A physical phenomenon whereby an atom of a material absorbs a photon of light and immediately emits a photon of longer wavelength. If there is a significant delay the phenomenon is called phosphorescence rather than fluorescence. It is interesting that "phosphors" used in lamps exhibit "fluorescence," not "phosphorescence." (See PHOSPHOR)

Fluorescent HO

Fluorescent HO and VHO lamps require special ballasts that generate higher currents than standard ballasts and operate the lamps at higher wattage than standard lamps. These lamps are generally less efficient than the standard product. Metal Halide HO and XHO lamps operate on the same ballasts as standard lamps and at the same wattage but are more efficient and produce higher light output than standard lamps.

Fluorescent Lamp

A high efficiency lamp utilizing an electric discharge through low pressure mercury vapour to produce ultraviolet (UV) energy. The UV excites phosphor materials applied as a thin layer on the inside of a glass tube which makes up the structure of the lamp. The phosphors transform the UV to visible light.

Footcandle (fc)

A unit of illuminance or light falling onto a surface. It stands for the light level on a surface one foot from a standard candle. One footcandle is equal to one lumen per square foot. See also Lux.

Footcandle Meter

(See ILLUMINANCE METER).

Footlambert

An obsolete term referring to a luminance of 1/7 candelas per square foot.

Forward Current

Current through an LED in the direction of its greatest conduction.

Forward Voltage (VF)

The voltage across an LED for a given forward current.

Four-Pin Compact Fluorescent Lamps

A "plug-in" compact fluorescent lamp with 4 pins in the base to make electrical contact with the ballast. Four-pin lamps can be dimmed on appropriate dimming ballasts while two-pin lamps cannot.

Frequency

Rate of alternation in an AC current. Expressed in cycles per second or Hertz (Hz).

Fovea, Foveal Vision

A small region of the retina corresponding to what an observer is looking straight at. This region is populated almost entirely with cones, while the peripheral region has increasing numbers of rods. Cones have a sensitivity peaking in the yellow and corresponding to the eye response curve (See PHOTOPIC, SCOTOPIC, EYE SENSITIVITY).

Full Spectrum Lighting

A marketing term, typically associated with light sources that are similar to some forms of natural daylight (5000K and above, 90+ CRI), but sometimes more broadly used for lamps that have a smooth and continuous colour spectrum.

G

Genura™

GE's electrodeless compact fluorescent lamp, Genura™, uses induction to power the discharge. The chamber generates UV (just like a discharge in a regular fluorescent lamp) that is converted by phosphors to visible light. Because Genura™ uses no electrodes, the life of this unique reflector lamp is longer than typical compact fluorescent products (see INDUCTION LIGHTING).

Glare

Visual discomfort caused by excessive brightness is called discomfort glare. If task

performance is affected it is called disability glare. Glare can be direct glare or indirect (reflected) glare (See VEILING REFLECTIONS and VISUAL COMFORT PROBABILITY).

Group Relamping

The practice of replacing all the lamps at an installation at one time with new lamps when the lamps have operated for (typically) 65% to 70% of rated life. The two benefits of group relamping are: (1) reduced maintenance costs because of the expense and inconvenience of replacing failing lamps one at a time, and (2) improved appearance and performance since older lamps are often degrading in brightness and colour as they age.

H

Halogen Lamp

A halogen lamp is an incandescent lamp with a filament that is surrounded by halogen gases, such as iodine or bromine. Halogen gases allow the filaments to be operated at higher temperatures and higher efficacies. The halogen participates in a tungsten transport cycle, returning tungsten to the filament and prolonging lamp life.

Halogen-IR (HIR™) Lamp

GE designation for high-efficiency tungsten halogen lamps. HIR lamps utilize shaped filament tubes coated with numerous layers of materials that transmit light but reflect the heat (infrared) back into the filament. This reduces the power needed to keep the filament hot.

High-Efficiency (Energy Saving) Electromagnetic Ballast

Ballast with core & coils, designed to minimize ballast losses compared to the "standard" ballast.

High-Bay Lighting

Lighting designed for (typically) industrial locations with a ceiling height of 25 feet and above.

High Intensity Discharge (HID) Lamp

A general term for mercury, metal halide and high-pressure sodium lamps. HID lamps contain compact arc tubes which enclose various gases and metal salts operating at relatively high pressures and temperatures.

High Output/Very High Output (HO, VHO) Lamps

Designation for lamps generating more light than standard lamps.

High Power Factor

A ballast or lamp with integral electronics whose power factor is corrected to 90% or greater.

High-Pressure Sodium (HPS) Lamp

HPS lamps are high intensity discharge light sources that produce light by an electrical discharge through sodium vapor operating at relatively high pressures and temperatures. GE markets these lamps under the trade name of Lucalox™.

Hot Restart Time

Time it takes for a High Intensity Discharge lamp to reach 90% of light output after going from on to off to on.

I-Line

A GE designation for a family of metal halide lamps which will operate on a mercury ballast. Designed as a simple retrofit for mercury lamp.

Ignitor

An electronic device providing a high voltage pulse to initiate an electrical discharge. Typically, the ignitor is paired with or is a part of the ballast (See STARTER).

Illuminance

The "density" of light (lumens/area) incident on a surface; i.e. the light level on a surface. Illuminance is measured in footcandles or lux.

Illuminance Meter

A device that measures the illuminance at a location calibrated either in footcandles or in lux. (Also know as a light meter -- See COSINE CORRECTED)

Incandescent Lamp

A light source that generates light utilizing a thin filament wire (usually of tungsten) heated to white heat by an electric current passing through it.

Indirect Lighting

The method of lighting a space by directing the light from luminaires upwards towards the ceiling. The light scattered off the ceiling produces a soft, diffuse illumination for the entire area.

Induction Lighting

Gases can be excited directly by radio-frequency or microwaves from a coil that creates induced electromagnetic fields. This is called induction lighting and it differs from a conventional discharge, which uses electrodes

to carry current into the arc. Induction lamps have no electrodes inside the chamber and generally, therefore, have longer life than standard lamps.

Infrared Radiation

Electromagnetic energy radiated in the wavelength range of about 770 to 1,000,000 nanometers. Energy in this range cannot be seen by the human eye, but can be sensed as heat by the skin.

Instant Start

A type of ballast designed to start fluorescent lamps as soon as the power is applied. Most T8 fluorescent lamps are being operated on electronic instant-start ballasts. Slimline fluorescent lamps operate only on instant start circuits (See RAPID START).

Input Voltage

Power supply voltage required for proper operation of fluorescent or HID ballast.

Input Watts

The total power input to the ballast that includes lamp watts and ballast losses. The total power input to the fixture is the input watts to the ballast or ballasts and is the value to be used when calculating cost of energy and air conditioning loads. More than 90% of the input watts is wattage or power delivered to the lamp load with typical ballast.

Instant Start

A type of ballast designed to start fluorescent lamps as soon as the power is applied. Most T8 fluorescent lamps are being operated on electronic instant-start ballasts. Slimline fluorescent lamps operate only on instant-start circuits.

Instant-Start Lamp

A fluorescent lamp, usually with a single pin at each end, approved to operate on instant-start ballasts. The lamp is ignited by a high voltage without any filament heating.

Integral

A popular term for a lamp which includes a built-in ballast (CFL or HID), driver (LED) or transformer (halogen).

Intensity Bin

LEDs are often sorted according to their luminous intensity values into different groupings or "bins".

Inverse Square Law

Formula stating that if you double the distance from the light source, the light level goes down by a factor of 4, if you triple the distance, it goes down by a factor of 9, and so on.

Isocandela Plot

A plot with lines connecting points of equal luminous intensity around a source.

Isolux Plot (or Isofootcandle Plot)

A line plotted to show points of equal illuminance (lux or footcandles) on a surface illuminated by a source or sources.

K

Kelvin

A unit of temperature starting from absolute zero, parallel to the Celsius (or Centigrade) scale. 0C is 273K.

Kilowatt [kW]

The measure of electrical power equal to 1000 watts.

Kilowatt Hour [kWh]

The standard measure of electrical energy and the typical billing unit used by electrical utilities for electricity use. A 100-watt lamp operated for 10 hours consumes 1000 watt-hours (100 x 10) or one kilowatt-hour. If the utility charges \$.10/kWh, then the electricity cost for the 10 hours of operation would be 10 cents (1 x \$.10)

L

Laminations

Layers of steel, making up the "core" that is surrounded by the coils in a core & coil ballast.

Lamp

The term used to refer to the complete light source package, including the inner parts as well as the outer bulb or tube. "Lamp", of course, is also commonly used to refer to a type of small light fixture such as a table lamp.

Lamp Current Crest Factor

Ratio of peak lamp current to RMS or average lamp operating current.

Lamp Height

Referenced by IEC as Dimension C. Also referred to as "Base Face to Top of Lamp".

Lamp Types

Filament lamps: Incandescent, Halogen, Halogen-IR.

Discharge Lamps: Fluorescent, HID (High Intensity Discharge)

HID Lamps: Mercury, HPS (High Pressure Sodium), MH (Metal Halide) and CMH (Ceramic Metal Halide)

LED Lamps

Glossary

Lamp Width

Referenced by IEC as Dimension A.

Leadframe

A metallic frame used for mounting and connecting LED chips. The leadframe functions as the electrical leads of the device.

Lens

A transparent or semi-transparent element which controls the distribution of light by redirecting individual rays. Luminaires often have lenses in addition to reflectors.

Life

(See RATED LAMP LIFE).

Light

Radiant energy that can be sensed or seen by the human eye. Visible light is measured in lumens.

Light Center Length (L.C.L.)

The distance between the center of the filament, or arc tube, and a reference plane - usually the bottom of the lamp base. Refer to the following chart for reference plane locations.

Base type	L.C.L Reference Plane Location
All screw bases (except Mini-Can)	Bottom of base contact
Mini-Can	Where diameter of ceramic base insulator is .531 inches
3-Contact Medium	Bottom of base contact
Mogul Medium Prefocus	Top of base fins
Mogul Prefocus	Top of base fins
Medium BiPost	Base end of bulb (Glass lamps) Bottom of ceramic base (Quartz lamps)
Mogul BiPost	Shoulder of posts (Glass lamps) Bottom of ceramic base (Quartz lamps)
2-Pin Prefocus	Bottom of ceramic base
S.C. or D.C. Bayonet Candelabra	Top of base pins
Medium Bayonet	Top of base pins
S.C. or D.C. Prefocus	Plane of locating bases on prefocus collar
Medium 2-Pin	Bottom of metal base shell

Light Emitting Diode (LED)

A solid that directly converts electrical impulses into light. Most white light LEDs incorporate phosphors to change the colour characteristics of the emitted light.

Lighting Industry Federation (LIF) Code

For Stage & Studio lamps, these are assigned by the Lighting Federation of London U.K. They ensure electrical and mechanical interchangeability of similarly coded lamps. LIF codes are divided into groups according to the primary application of the lamps.

Light Loss Factor

The product of all factors that contribute to lowering the illumination level including reflector degradation, dirt, lamp depreciation over time, voltage fluctuations, etc.

Light Meter

(See ILLUMINANCE METER)

Light Pollution

Light that is directed to areas where it is not needed, and thereby interferes with some visual act. Light pollution directed or reflected into the sky creates a "dome" of wasted light and makes it difficult to see stars above cities.

Light Trespass (Spill Light)

Light that is not aimed properly or shielded effectively can spill out at into areas that don't want it: it can be directed towards drivers, pedestrians or neighbors. It is distracting and annoying and can sometimes be disabling.

Lucalox™

The GE brand name for high-pressure sodium lamps.

Lumens

A measure of the luminous flux or quantity of light emitted by a source. For example, a dinner candle provides about 12 lumens. A 60-watt Soft White incandescent lamp provides about 840 lumens.

Lumen Depreciation, Lumen Maintenance

A measure of how well a lamp maintains its light output over time. It may be expressed numerically or as a graph of light output vs. time. The "mean lumens" of a lamp is the lumens at 40% of rated life (50% for HPS lamp).

Lumens Per Watt (LPW)

A ratio expressing the luminous efficacy of a lightsource.

Typical lamp efficacies:

Edison's first lamp	1.4 LPW
Incandescent lamps	10-20
Halogen lamps	15-30
Fluorescent lamps	35-105
Mercury lamps	50-60
Metal halide lamps	60-120
High-pressure sodium lamps	60-140

Note: The values above for discharge lamps do not include the effect of the ballasts, which must be used with those lamps. Taking ballast losses into account reduces "system" or lamp ballast efficacies typically by 10-20% depending upon the type of ballast used.

Luminaire

A complete lighting unit consisting of a lamp (or lamps), ballast (or ballasts) as required together with the parts designed to distribute the light, position and protect the lamps and connect them to the power supply. A luminaire is often referred to as a fixture.

Luminaire Efficiency

The ratio of total lumens emitted by a luminaire to those emitted by the lamp or lamps used in that luminaire. Also commonly referred to as 'Light Output Ratio' or LOR.

Luminance

A measure of "surface brightness" when an observer is looking in the direction of the surface. It is measured in candelas per square meter (or per square foot) and was formerly referred to as "photometric brightness."

Luminous Efficacy

The light output (lumens) of a light source divided by the total power input (watts) to that source. It is expressed in lumens per watt (see LUMENS PER WATT).

Luminous Intensity

A measure of the visibility of a light source generally expressed in candelas. It is defined as luminous flux per unit solid angle (steradian) in a given direction.

Lux (lx)

A unit of illuminance or light falling onto a surface. One lux is equal to one lumen per square meter. Ten lux approximately equals one footcandle. (See FOOTCANDLE)

M

Magnetic Ballast

A ballast used with discharge lamps that consists primarily of transformer-like copper or aluminum windings on a steel or iron core. Also called "Core & Coil" (see ELECTRONIC BALLASTS).

Maximum Overall Length (M.O.L.)

The end-to-end measurement of a lamp, expressed in inches or millimeters.

Mean Lumens

The average light output of a lamp over its rated life. Based on the shape of the lumen depreciation curve, for fluorescent and metal halide lamps, mean lumens are measured at 40% of rated lamp life. For mercury, high-pressure sodium and incandescent lamps, mean lumen ratings refer to lumens at 50% of rated lamp life (See LUMEN MAINTENANCE).

Medium Base

Usually refers to the screw base typically used in household incandescent lamps. There is also the medium bipin base commonly used in T12 and T8 fluorescent lamps.

Mercury Lamp

A high-intensity discharge light source operating at a relatively high pressure (about 1 atmosphere) and temperature in which most of the light is produced by radiation from excited mercury vapor. Phosphor coatings on some lamp types add additional light and improve colour rendering.

Metal Cases

Case design used in both magnetic and electronic ballasts. These ballasts are grounded once they are mounted to the fixture. They meet all safety codes, some of which do not allow plastic in open plenum areas.

Metal Halide Lamp

A high-intensity discharge light source in which the light is produced by the radiation from mercury, plus halides of metals such as sodium, scandium, indium and dysprosium. Some lamp types may also utilize phosphor coatings.

Mesopic

Typically referring to nighttime outdoor lighting conditions, the region between PHOTOPIC and SCOTOPIC vision (See SCOTOPIC).

Mogul Base

A screw base used on larger lamps, e.g. many HID lamps.

Monochromatic Light

Light with only one wavelength (i.e. colour) present.

Mortality Curve

Lamps have a rated or expected life but individual failures occur earlier and some lamps will last longer. The mortality curve depicts the expected percent surviving in a group of lamps at various points between zero hours and rated life or beyond. The curve starts with 100% at zero hours and goes to 50% surviving at the rated life (e.g. 3000 hours or 20,000 hours, etc.) However, the shape of the curve between these two end points can vary depending on the lamp type.

Mounting Height

Distance from the bottom of the fixture to either the floor or work plane, depending on usage.

Multi-Vapor™

A GE brand name for metal halide lamps.

N

Nanometer

A unit of wavelength equal to one billionth of a meter.

National Energy Standards for Fluorescent Ballasts

A federal law enacted in 1988 that sets energy standards for ballasts consistent throughout the United States.

National Electric Code (NEC)

A nationally accepted electrical installation code to reduce the risk of fire, developed by the National Fire Protection Association (US).

National Stock Number

The standardized part number used by the US Government for procurement.

Non-PCB Capacitor

Capacitor used in ballasts to help provide power factor correction. Contains no polychlorinated biphenyls and meets EPA requirements.

Normal Power Factor

Ballasts with power factor less than .90 and do not incorporate any means of Power Factor Correction.

O

Open Circuit Voltage (OCV)

Open Circuit Voltage measured across the socket the lamp screws into, with the ballast powered on. It is dangerous to stick a voltmeter into such a socket without precise knowledge of the ballast because exceedingly high voltages could be present.

Open Fixture Rated

Lamps that are approved for burning in open fixtures (as opposed to enclosed fixtures which have an acrylic lens or plate glass enclosure).

Operating Position or Burn Position

Mercury and High Pressure Sodium lamps may be operated in any burn position and will still maintain their rated performance specifications. Metal Halide and Low Pressure Sodium lamps, however, are optimized for performance in specific burn positions, or may be restricted to certain burn positions for safety reasons.

U = Universal burning position

HBU = Horizontal -15° to Base Up

HBD = Horizontal +15° to Base Down

HOR = Horizontal ±15°

H45 = Horizontal to -45° only

VBU = Vertical Base Up ±15°

VBD = Vertical Base Down ±15°

If no special burn position is noted, the burn position is universal.

Operating Voltage

For electrical discharge lamps, this is the voltage measured across the discharge when the lamp is operating. It is governed by the contents of the chamber and is somewhat independent of the ballast and other external factors.

P

PAR Lamp

PAR is an acronym for parabolic aluminized reflector. A PAR lamp, which may utilize either an incandescent filament, a halogen filament tube or a HID arc tube, is a precision pressed-glass reflector lamp. PAR lamps rely on both the internal reflector and prisms in the lens for control of the light beam.

Glossary

Parallel Lamp Operation/Parallel Wiring

Refers to ballasts that employ multiple output current paths from a single ballast to allow lamps to operate independent of one another, allowing other lamps operated by the ballast to remain lit should companion lamp(s) fail (See SERIES LAMP OPERATION).

PCB (Polychlorinated Biphenyls)

Chemical pollutant formerly used in ballast capacitors that were part of ballasts. It is now illegal to use PCBs and most such ballasts have been replaced over time.

Peak Wavelength

The maximum wavelength of an LED.

Phosphor

An inorganic chemical compound processed into a powder and deposited on the inner glass surface of fluorescent tubes and some mercury and metal-halide lamp bulbs. Phosphors are designed to absorb short wavelength ultraviolet radiation and to transform and emit it as visible light (See FLUORESCENCE). Phosphors are also used in LED devices to create white light when used in combination with LEDs of certain wavelengths.

Photometry

The measurement of light and related quantities.

Photopic

Vision for which the cones in the eye are responsible; typically at high brightness and in the foveal or central region (See SCOTOPIC, FOVEA, FOVEAL VISION).

Plug-In

(See CFL).

Potting

Material used to completely surround and cover components of some magnetic and electronic ballasts. Potting compound fulfills functions of protecting components, dampening sound, and dissipating heat.

Power Factor (PF)

A measure of the phase difference between voltage and current drawn by an electrical device, such as a ballast or motor. Power factors can range from 0 to 1.0, with 1.0 being ideal. Power factor is sometimes expressed as a percent. Incandescent lamps have power factors close to 1.0 because they are simple "resistive" loads. The power factor of a fluorescent and HID lamp system is determined by the ballast used. "High" power factor usually means a rating of 0.9 or greater. Power companies may penalize users for using low power factor devices.

Power Factor Corrected

Ballasts that incorporate a means of Power Factor Correction yielding power factor of 90% or greater.

Precise™

The GE trade name for the compact MR-16 and MR-11 low-voltage halogen dichroic cool beam reflectorized spot and flood lamps.

Preheat Circuit

A type of fluorescent lamp-ballast circuit used with the first commercial fluorescent lamp products. A push button or automatic switch is used to preheat the lamp cathodes to a glow state. Starting the lamp can then be accomplished using simple "choke" or reactor ballasts.

Product Code

It is important to use this five-digit code when ordering to ensure that you receive the exact product you require.

Programmed Rapid Start

Lamp starting method which preheats the lamp filaments while not allowing the lamp to ignite and then applies the open circuit voltage (OCV) to start the lamp. The user may experience a half- to one-second delay after turning on the lamps while the preheating takes place. This type of starting circuit keeps lamp end blackening to a minimum and improves lamp life performance, especially in applications where the lamps are frequently switched on and off.

Pulse Start

An HID ballast with a high voltage ignitor to start the lamp.

Q

Quad

Generally refers to a compact fluorescent lamp containing 4 U-shaped tubes.

Quartz

A name for fused silica (PF) or melted sand from which many high-temperature containers are fashioned in the lighting industry. Quartz looks like glass but can withstand the high temperatures needed to contain high intensity arc discharges.

Quartz-Halogen Lamp

(See HALOGEN LAMPS).

Quartzline®

A GE registered trademark term for some types of halogen lamps.

R

Radiation

A general term for the release of energy in a "wave" or "ray" form. All light is radiant energy or radiation, as is heat, UV, microwaves, radio waves, etc.

Rapid Start

Lamp starting method in which lamp filaments are heated while open circuit voltage (OCV) is applied to facilitate lamp ignition. A Rapid Start fluorescent lamp has two pins at each end connected to the filament. Some rapid start lamps may be instant-started without filament heat, for example, the F32T8 lamp.

Rapid Start Circuit

A fluorescent lamp-ballast circuit that utilizes continuous cathode heating, while the system is energized, to start and maintain lamp light output at efficient levels. Rapid start ballasts may be either electromagnetic, electronic or of hybrid designs. Full-range fluorescent lamp dimming is only possible with rapid start systems (See INSTANT START).

Rated Lamp Life

For most lamp types, rated lamp life is the length of time of a statistically large sample between first use and the point when 50% of the lamps have died. It is possible to define "useful life" of a lamp based on practical considerations involving lumen depreciation and colour shift and also on the need to reduce lamp replacement costs (See GROUP RELAMPING).

For GE LED products, rated life is quoted (unless where indicated otherwise), as the 'L70' value. This refers to the time taken to reach 70% of initial lumen output. This is the emerging industry standard for LED products.

Reflectance

The ratio of light reflected from a surface to that incident upon it.

Reflector Lamp (R)

A light source with a built-in reflecting surface. Sometimes, the term is used to refer specifically to blown bulbs like the R and ER lamps; at other times, it includes all reflectorized lamps like PAR and MR. Most LED lamps are also replacements for reflector lamps, even if they do not physically have a reflector as part of their construction.

Reverse Voltage (VR)

Voltage across the diode for a given reverse current.

Room Cavity Ratio (RCR)

A shape factor (for a room, etc.) used in lighting calculations.

$RCR = 5H(L+W) / L \times W$, or, alternately,

$RCR = (2.5) \text{ Total Wall Area} / \text{Floor Area}$.

Where H = height, L = length and W = width of the room. A cubical room will have an RCR of 10; the flatter the room the lower the RCR.

S

State and County Code (SCC)

The full 14 digit case code used on GE's content label.

Scotopic

Vision where the rods of the retina are exclusively responsible for seeing, typically like the light levels in the countryside on a moonless, starlit night (See also PHOTOPIC, FOVEA, FOVEAL VISION MESOPIC).

Scotopic/Photopic (S/P) Ratio

This measurement accounts for the fact that of the two light sensors in the retina, rods are more sensitive to blue light (scotopic vision) and cones to yellow light (photopic vision). The scotopic/photopic (S/P) ratio is an attempt to capture the relative strengths of these two responses. S/P is calculated as the ration of scotopic lumens to photopic lumens for the light source on an ANSI reference ballast. Cooler sources (higher colour temperatures lamps) tend to have higher values of the S/P ratio compared to warm sources.

Screw-In

(See CFL).

Seal Temperature (Maximum)

The maximum operating temperature of the seal of the lamp in Celsius.

Self-Ballasted Lamps

A lamp with an integral ballasting device allowing the lamp to be directly connected to a socket providing line voltage (See CFL).

Series Lamp Operation

Refers to ballasts that employ a single current path passing through all lamps operated by the ballast. If one lamp should fail, companion lamps operated by the same ballasts will also extinguish or dim.

Source Size

For Projection lamps, this is defined as the dimensions of the rectangular area, centered on the lamp axis, within which all luminous parts of the filament lie, when viewed perpendicular to the axis of the filament coil or to the plane of C-13 and C-13D filaments.

Spacing to Mounting Height Ratio

Ratio of fixture spacing (distance apart) to mounting height above the work plane; sometimes called spacing criterion. It is OK to have fixture spaced closer than the spacing criterion suggested by the manufacturer but not farther, or you will get dark spots in-between fixtures.

Specification Series (SP) Colours

Energy-efficient, all-purpose, tri-phosphor fluorescent lamp colours that provide good colour rendering. The CRI for SP colours is 70 or above and varies by specific lamp type.

Specification Series Deluxe (SPX) Colours

Energy-efficient, all-purpose, tri-phosphor fluorescent lamp colours that provide better colour rendering than Specification Series (SP) colours. The CRI for SPX colours is 80 or above and varies by specific lamp type. All GE CFL products use SPX phosphors.

Specification Series Deluxe eXtreme (SPXX) Colours

A colour designation for GE ceramic metal halide lamps with superior colour rendering ~ 90.

Spectral Power Distribution (SPD)

A graph of the radiant power emitted by a light source as a function of wavelength. SPDs provide a visual profile or "finger print" of the colour characteristics of the source throughout the visible part of the spectrum.

Spectrum

See SPECTRAL POWER DISTRIBUTION (SPD).

Specular Reflection

Reflection from a smooth, shiny surface, as opposed to diffuse reflection.

Spiral™ Lamp

GE trademark for its helical family of high efficiency, long-life compact fluorescent lamps.

Spot

A colloquial term referring to a reflector lamp with a tight beam of light, typically around 10 degrees or less. It comes from the fact that such a lamp produces a narrow spot of light as opposed to a wide flood of light.

SPXX

A Colour Designation for GE Ceramic Metal Halide Lamps with superior Colour Rendering ~ 90.

Starcoat™

GE's special barrier coating applied on the inside of all GE T8 fluorescent lamps, as well as some other lamp types, to enhance lamp life and deliver superior lumen maintenance.

Starter

An electronic module or device used to assist in starting a discharge lamp, typically by providing a high-voltage surge (See IGNITOR).

Starting Temperature (Minimum)

The minimum ambient temperature at which the lamp will start reliably.

Sunburn

Skin reddening and inflammation caused by overexposure to sources containing UV-B and/or UV-C.

System

A term referring to the lamp and ballast combination, and sometimes to the entire lighting delivery system including the fixture, the optics, the thermal management system, the particular layout and the lighting controls.

T

T12, T8, T5

A designation for the diameter of a tubular bulb in eighths of an inch; T12 is 12 eighths of an inch, or 1-1/2 inches; T8 is 1 inch, and so on.

Task Lighting

Supplemental lighting provided to assist in performing a localized task, e.g. a table lamp for reading or an inspection lamp for fabric inspection.

Terminal-to-Terminal Starting Lamp Voltage (VRMS) (Minimum or Maximum)

The minimum or maximum voltage allowed into lamp from ballast under varying conditions as specified.

Glossary

Total Harmonic Distortion (THD)

A measure of the distortion caused by ballasts and other inductive loads of the input current on alternating current (AC) power systems caused by higher order harmonics of the fundamental frequency (60Hz in North America). THD is expressed in percent and may refer to individual electrical loads (such as ballast) or a total electrical circuit or system in a building. ANSI C82.77 recommends THD not exceed 32% for individual commercial electronic ballasts, although some electrical utilities may require lower THDs on some systems. Excessive THDs on electrical systems can cause efficiency losses as well as overheating and deterioration of system components.

Transients

High voltage surges through an electrical system caused by lightning strikes to nearby transformers, overhead lines or the ground. May also be caused by switching of motors or compressors, as well as by short circuits or utility system switching. Can lead to premature ballast failure (see TVSS).

Troffer

A long, recessed lighting unit, usually installed in an opening in the ceiling.

Tungsten-Halogen Lamp

(See HALOGEN LAMP).

TVSS

Transient Voltage Surge Suppressors, which will protect ballasts and other electronic equipment from transient high-voltage spikes that may be present in the power line.

Two-Pin Compact Fluorescent Lamps

Type of lamps that have the glow bottle starter built into the base of the lamp. Traditionally 2-pin lamps are designed to work with electromagnetic ballasts (see FOUR-PIN COMPACT FLUORESCENT LAMPS).

U

Uniform Code Council (UCC)

The 12 digit case code derived from the last 12 digits of the 14 digit SCC code on GE's case content label.

Uniform Product Code (UPC)

The 12 digit code on the saleable unit that is used for scanning at the register.

Ultra

A common way of referring to high-efficiency.

Ultraviolet (UV) Radiation

For practical purposes, any radiant energy within the range of 100–380 nanometers. It is beyond the blue or violet region of the spectrum, and is invisible to the eye just like the silent “ultrasound” dog whistle is inaudible to the ear.

UV is divided into 3 regions:

UVA	100 to 280 nm
UVB	280 to 315 nm
UVC	315 to 400 nm

Some wavelengths (180–220) produce ozone, some (220–300) are bactericidal, some (280–320) erythematous (reddened human skin); others (320–400) cause secondary luminance (black light).

V

Valance Lighting

Lighting from light sources on a wall typically above eye level, shielded by horizontal panels. The light may be upward or downward directed.

Veiling Reflection

Effective reduction in contrast between task and its background caused by the reflection of light rays; sometimes called “reflected glare”. You might have dealt with veiling reflections when you have to tilt a shiny magazine to avoid glare so as to read it, or struggled with reading a computer monitor because of the reflection of a window or a light fixture (See GLARE).

Vio™

GE's unique LED platform that provides best in class quality and stability of light from LED's, due to its unique use of violet chips combined with proprietary phosphors.

Visual Comfort Probability (VCP)

For a given lighting scheme, VCP is a ratio expressed as a percent of people who, when viewing from a specific location and in a specified direction, find the system acceptable in terms of glare (See GLARE).

Visual Task

The task associated with seeing; objects and details that must be seen to perform an activity.

Volt

A measure of “electrical pressure” between two points. The higher the voltage, the more current will be pushed through a resistor connected across the points. The volt specification of an incandescent lamp is the electrical “pressure” required to drive it at its designed point. The “voltage” of a ballast (e.g. 277 V) refers to the line voltage it must be connected to.

Voltage

A measurement of the electromotive force in an electrical circuit or device expressed in volts. Voltage can be thought of as being analogous to the pressure in a waterline.

Voltage (Design)

For Automotive lamps, voltage at which the lamp is designed to provide the amperes, candlepower, and laboratory life characteristics. For Projection lamps, the voltage shown is the design voltage of the lamp, on which the life and wattage ratings are based. Lamps for which 115-120 is shown in the Volts column are designed at 118 volts. Lamps are available only in the design voltage(s) shown. When ordering lamps listed for more than one voltage, be sure to specify the voltage required. (Supply voltage variation can significantly affect lamp life.)

Voltage Surge

Transient spikes in line voltage that can be harmful to electronic equipment like computers and electronic ballasts. Surge suppressors are often used to protect against such transients.

W

Wall Temperature (Maximum Bulb)

The maximum operating bulb wall temperature in Celsius.

Warm-Up Time

HID lamps typically take a few minutes to warm up to full brightness after starting.

Warm Up Time to 90%

The time it takes for a High Intensity Discharge lamp to reach 90% of light output after being turned on.

Warm White

Refers to a colour temperature around 3000K, providing a yellowish-white light.

Watt

A unit of electrical power. Lamps are rated in watts to indicate the rate at which they consume energy (See KILOWATT HOUR).

Wattage Indicator Reduced

Indicates that this is a reduced wattage option for lamps normally used in this application. Be sure to check wattage, lumens and life to determine which lamp is best suited to your needs.

Watt-Miser™

A Watt-Miser™ lamp is a term used by GE to indicate a reduced-wattage lamp with performance characteristics (life, light output, etc.) such that it can usually directly replace a higher-wattage product. Watt-Miser™ lamps are available in a wide range of incandescent and fluorescent lamp types.

Wavelength

The distance between two neighboring crests of a traveling wave. The wavelength of light is between 400 and 700 nanometers.

Work Plane

Plane at which work is done and at which illumination is specified and measured; unless otherwise indicated, it is assumed to be a horizontal plane 30 inches above the floor (table-top height) having the same area as the floor.

Working Distance (Typical)

The Working Distance shown is the distance from the front surface of the reflector rim to the film plane, in the optical system for which the lamp was first designed. In most cases, it provides a uniform plane of light for the intended aperture.

Sales offices

ALBANIA

VSD Merkur doool
Sales Representative of
GE Hungary ZRT.
Bulv. Zogu I-re Pallati 103/6B
Tirane
Albania
Tel: (355) 4 226 4807

ALGERIA, GHANA, LYBIA, MORROCO, NIGERIA, TUNISIA

GE Hungary ZRT.
Váci út 77
1340 Budapest
Hungary
Tel: (36) 1 231 5280
Fax: (36) 1 231 5121

ANGOLA, BOTSWANA, KENYA, MADAGASCAR, MAURITIUS, MOZAMBIQUE, NAMIBIA, TANZANIA, ZAMBIA, ZIMBABWE

GE South Africa - Consumer and
Industrial
Unit 4, 130 Gazelle Avenue,
Corporate Park
Midrand 1685
South Africa
Tel: (27) 11 237 0000
Fax: (27) 11 314 7518

ARGENTINA

GE Iluminacion S.A.
Edificio Uruguay III
Virasoro 2656, 2° PISO
(B1643HDB) Beccar, Buenos Aires
Argentina
Tel: (54) 11 5556 3300
Fax: (54) 11 4736 6616

AUSTRALIA

GE Lighting Australia Ltd.
125-127 Long Street
Smithfield, NSW 2164
Australia
Tel: (61) 2 8788 6911
Fax: (61) 2 8788 7224

AUSTRIA

GE Lighting GmbH
Eisenstr. 5
65428 Rüsselsheim
Germany
Tel: (49) 6142 601 163
Fax: (49) 6142 601 164

BAHRAIN, IRAQ, JORDAN, KUWAIT, LEBANON, OMAN, PAKISTAN, QATAR, UAE, YEMEN

GE International Inc.
City Tower II, Sheikh Zayed Rd
P.O.Box 52905
Dubai
UAE
Tel: (971) 4 3310 444
Fax: (971) 4 3315 930

BOSNIA AND HERZEGOVINA

Media Light d.o.o.
Exclusive agent of GE Hungary ZRT.
Lighting and Power Protection
Cesta na Brdo 109
1000 Ljubljana
Slovenia
Tel: (386) 1 530 4366
Fax: (386) 1 530 4361

BRAZIL, URUGUAY

General Electric do Brasil
Parque Industrial
Thomas Edison
Rua Miguel Angelo, 37
Maria da Graca
Rio de Janeiro 20783-900
Brazil
Tel: (55) 21 582 6471
Fax: (55) 21 582 6533

BULGARIA

GEII-Bulgaria
Str. Dragan Tzankov 36,
1040 Sofia
Bulgaria
Tel: (359) 2 973 3148
Fax: (359) 2 971 4384

CANADA

GE Lighting Canada
468 South Service Road E,
Oakville, Ontario L6J 2X6
Canada
Tel: (1) 877 259 0941

CARIBBEAN & CENTRAL AMERICA

General Electric Company
790 N.W. 107 Avenue, Suite 204
Miami, Florida 33172
USA
Tel: (1) 305 551 5114
Fax: (1)305 551 5116

CHILE, BOLIVIA

General Electric de Chile S/A
Casilla 2103
Av. Vicuna Mackenna 2385,
Santiago
Chile
Tel: (56) 2 555 3031
Fax: (56) 2 556 7329

CHINA

GE Consumer & Industrial
Shanghai Office
(GE Enterprise Development Co., Ltd)
(GE Lighting Co., Ltd)
22F-24F, Building C, Hi-Tech
Building, 900 Yishan Road,
P.C: 200233
Shanghai
P.R. China
Tel: (86) 21 24013333
Fax: (86) 21 64857177

COLOMBIA

GE Lighting, Colombia
Carrera 5 No. 81-50 Apto 204
El Pinar, Alto, Santafe de Bogota
Colombia
Tel: (58) 212 902 5131
Fax: (58) 212 902 5158

CROATIA

Media Light d.o.o.
Exclusive agent of GE Hungary ZRT.
Lighting and Power Protection
Cesta na Brdo 109
1000 Ljubljana
Slovenia
Tel: (386) 1 530 4366
Fax: (386) 1 530 4361

CYPRUS, MALTA

General Electric Medical Systems SA
156 Kyprou Av. & 91
Konstantinoupoleos Str.
164 51 Argypopolis, Athens
Greece
Tel: (30) 210 9690 669
Fax: (30) 210 9625 931

CZECH REPUBLIC

GE Lighting, s.r.o.
Lidická 965 / 31, 602 00 Brno
Czech Republic
Tel: (420) 5 4132 1015,
(420) 5 4132 1016
Fax: (420) 5 4132 1017

DENMARK

GE Lighting A/S
Park Alle 295
DK-2605 Brøndby
Denmark
Tel: (45) 8040 4945
Fax: (45) 8040 4947

EGYPT

GE International Operations Co.
54 Lebanon Street,
Mohandessin, Giza
Egypt
Tel: (20) 2 301 8060 or 8065
Fax: (20) 2 303 1082

ESTONIA, LATVIA, LITHUANIA

General Electric Co.
Polska Sp. z o.o.
ul Syrokomi 6
03-335 Warszawa
Poland
Tel: (48) 22 519 76 00
Fax: (48) 22 519 76 02

FINLAND

GE Consumer & Industrial Oy
Kuortaneenkatu 2
00510 Helsinki
Finland
Tel: (358) 103942507
Fax: (358) 103942515

FRANCE & BENELUX

GE Lighting SARL
ZAC Paris Nord II
13, rue de la Perdrix
B.P. 50073
95947 Roissy CDG Cedex
France
Tel: (33) 1 48 63 68 00
Fax: (33) 1 48 63 68 08

GERMANY

GE Lighting GmbH
Eisenstr. 5
65428 Rüsselsheim
Germany
Tel: (49) 6142 601 163
Fax: (49) 6142 601 164

GREECE

General Electric Medical Systems SA
156 Kyprou Av. & 91
Konstantinoupoleos Str.
164 51 Argypopolis, Athens
Greece
Tel: (30) 210 9690 669
Fax: (30) 210 9625 931

HONG KONG

GE International Operations Co.Inc.
8th Floor, The Lee Gardens
33 Hysan Avenue
Causeway Bay
Hong Kong
Tel: (852) 2100 6900
Fax: (852) 2376 0013

HUNGARY

GE Hungary ZRT.
1340 Budapest
Váci út 77.
Tel: (36) 1 399 1100
Fax: (36) 1 399 1672

INDIA, SRI LANKA

GE India Industrial Pvt Ltd.
42/1, Electronic City Phase 2
Bangalore - 560100
Karnataka
India
Tel: (91) 80 41113000
Fax: (91) 80 28528366

INDONESIA

PT.GE Lighting Indonesia
Gedung BRI II,27 th Floor
Jl.Jenderal Sudirman Kav.
44-46,Jakarta 10210
Indonesia
Tel: (62) 21 574 5240
Fax: (62) 21 574 5241

IRELAND

GE Lighting Ltd.
280 Holly Road
Western Industrial Estate
Naas Road
Dublin 12
Ireland
Tel: (353) 1 456 5591
Fax: (353) 1 450 4142

ITALY

GE Lighting Srl
Via Brescia 31,
36040 Torri di Quartesolo (VI)
Vicenza
Tel: (39) 0444 26781
Fax: (39) 0444 267818

ISRAEL

Sun Plaza, Dereboyu Sok
No. 24/6, Maslak,
Istanbul 34398
Turkey
Tel:(90) 212 366 28 00
Fax: (90) 212 366 28 40

JAPAN

GE Consumer Products Japan, Ltd.
12F Akasaka Park Bldg., 5-2-20
Akasaka, Minatoku,
Tokyo 107-6112
Japan
Tel: (81) 3 5544 6700
Fax: (81) 3 5544 6760

KAZAKHSTAN

GE International Inc. Branch in Kazakhstan
Prime Business Center
Ul. Furmanova, 100G, Office 302
480091, Almaty
Kazakhstan
Tel: (7) 3272 588 010
Fax: (7) 3272 588 011

KOREA

GE Lighting Korea
3F GE Tower, 71-3 Chungdam-Dong,
Kangnam-Gu, Seoul,
Korea 135-100
Tel: (82) 2 6201 4300
Fax: (82) 2-6201-4343, 4344

MACEDONIA

VSD MERKUR dooel Exclusive Agent of
GE Hungary ZRT.
Vasil Glavinov 7B/3
1000 Skopje
Macedonia
Tel: (389) 2 3244790
Fax: (389) 2 3244797

MALAYSIA

General Electric International Inc.
Level 6 & 7, 1 Sentral,
Jalan Travers,
Kuala Lumpur Sentral,
50470 Kuala Lumpur
Malaysia
Tel: (60) 3 2273 9788
Fax: (60) 3 2273 3473

MEXICO

GE Lighting Mexico, SA de CV
Av. Churubusco No 3900 Norte
Apartado Postal 216
64510 Monterrey, N.L. Mexico
Mexico
Tel: (52) 8 318 5600
Fax: (52) 8 318 5693

MONTENEGRO

VSD Merkur dooel Sales
Representative of GE Hungary ZRT.
Bul. Mihajla Pupina 10D/105
11070 Novi Beograd
Montenegro
Tel: (381) 11 311 9256
Fax: (389) 2 324 4797

NEW ZEALAND

GE Lighting New Zealand
8 Tangihua St
Auckland 1010
New Zealand
Tel: (64) 9 353 6706
Fax: (64) 9 353 6707

NORWAY

GE Lighting AS
Karenslyst Allé 2,
Postboks 589
0214 Oslo
Norway
Tel: (47) 80011321
Fax: (47) 80011048

PERU, ECUADOR

GE Lighting Peru SA
Av. Larco 1301 Oficina 1902
Miraflores
Lima 18
Peru
Tel: (511) 610-4347
Fax: (511) 610-4330

PHILIPPINES

GE Lighting Philippines
1873 P. Domingo Street
1207 Makati City, Metro Manila
POB 2087 MCC
Philippines
Tel: (63) 2 895 7051
Fax: (63) 2 890 8186

POLAND

GE Power Controls S.A.
ul. Leszczynska 6
43-300 Bielsko Biala
VAT no.NIP 526-10-30-824
Registration: REGON 011165913 KRS
0000073794, Sad Rejonowy dla m. st.
Warszawy, XIII Wydzial
Gospodarczy
Krajowego Rejestru Sadowego
Initial capital: 9.365.500,00PLN
Sales Office: ul Syrokomi 6
03-335 Warszawa
Tel: (48) 22 519 76 00
Fax: (48) 22 519 76 02

PORTUGAL

GE Lighting Appliances España, s.a.
Av Galileo Galilei 11
Parque Empresarial La Carpetania
28906 getafe, Madrid
Spain
Freephone in Portugal: (800) 836 010
Free fax in Portugal: (800) 836 007

ROMANIA, MOLDAVIA

TEMCO LIGHTING SRL
Exclusive Agent of GE Hungary ZRT
Str. Iancu de Hunedoara 12C, apt. 3,
BLOC "VILAFLO"R
729947-Pipera - Voluntari
Judetul ILFOV
Romania
Tel: (40) 316 201 029
Fax: (40) 316 201 028

RUSSIA

OOO GE Rus, Krasnopresnenskaya
Nab., 18, Moscow, 123317
Russia
Tel: (7) 495 739 6855
Fax: (7) 495 739 6810

SAUDI ARABIA

GE International Inc.CO
5th Floor, Tatweer Towers
King Fahad Road,
PO Box: 10211
Riyadh 11433
Saudi Arabia
Tel: (966 1) 207-3800
Fax: (966 1) 207-3900 & 207-3901

SERBIA

VSD MERKUR dooel Exclusive Agent
of GE Hungary ZRT.
Bul. Mihajla Pupina 10D/105
11070 Novi Beograd
Serbia
Tel: (381) 11 3119256
Fax: (381) 11 3119257

SINGAPORE, BRUNEI

GE Pacific Pte. Ltd.
240 Tanjong Pagar Road
#06-00 GE Tower
Singapore 088540
Singapore
Tel: (65) 6326 3319
Fax: (65) 6326 3015

SLOVAKIA

GE Hungary ZRT
1340 Budapest
Váci út 77
Hungary
Tel: (36) 1 447 6461
Fax: (36) 1 399 1672

SLOVENIA

Media Light d.o.o.
Exclusive agent of GE Hungary ZRT.
Lighting and Power Protection
Cesta na Brdo 109
1000 Ljubljana
Slovenia
Tel: (386) 1 5304366
Fax: (386) 1 530 4361

SOUTH AFRICA

GE South Africa - Consumer and
Industrial
Unit 4, 130 Gazelle Avenue,
Corporate Park
Midrand 1685
South Africa
Tel: (27) 11 237 0000
Fax: (27) 11 314 7518

SPAIN

GE Lighting Appliances España, s.a.,
Av Galileo Galilei 11
Parque Empresarial La Carpetania
28906 getafe, Madrid
Spain
Freephone in Spain: 900 993.612
Free fax in Spain: 900 993.609

SWEDEN

GE Lighting AB
Box 306, Solna strandväg 98
171 75 Stockholm
Sweden
Tel: (46) 8 51 99 22 12
Fax: (46) 8 51 99 22 14

SWITZERLAND

GE Lighting GmbH
Eisenstr. 5,
65428 Rüsselsheim
Germany
Tel: (49) 6142 601 163
Fax: (49) 6142 601 164

THAILAND, CAMBODIA, LAOS

GE Lighting (Thailand) Ltd.
1126/2 Vanit Building II, 16th Floor,
Room No. 1603, New Petchburi
Road, Makkasan, Rajchthewi,
Bangkok 10400
Thailand
Tel: (66) 2 255 8721-31
Fax: (66) 2 255 8733

TAIWAN

GE Lighting Taiwan
7FL, No 8, Sec 3, Min Sheng E. Rd,
Taipei, 104,
Taiwan
Tel: (886) 2 21837000
Fax: (886) 2 25167356

TURKEY

General Elektrik Turk Ltd.
Sun Plaza, Dereboyu Sokak
No. 24/6, Maslak,
Istanbul 34398
Turkey
Tel: (90) 212 366 28 00
Fax: (90) 212 366 28 40

UKRAINE

General Electric Co.
Horizont Tower
42/44 Shovkovichna str., 8 Floor
Kiev 01004
Ukraine
Tel: (380) 44 490 69 83
Fax: (380) 44 490 69 82

UNITED KINGDOM

GE Lighting Ltd.
Houghton Centre
Northampton
NN4 7EX
United Kingdom
Tel: (44) 800 169 8290
Fax: (44) 800 169 8284

UNITED STATES OF AMERICA

GE Lighting
Nela Park, 1975 Noble Road
Cleveland, Ohio 44112
USA
Tel: (1) 216 266 2121
Fax: (1) 216 266 2780

VENEZUELA

GE Iluminacion de Venezuela
S.A. TERMAQ
Centro Banaven (Cubo Negro)
Torre A Piso 6, Avenida La Estancia,
Chua, Caracas,
Venezuela
Tel: (58) 212 902 5131
Fax: (58) 212 902 5158

VIETNAM

GE Consumer & Industrial
7fl, Saigon Centre, 65 Le Loi blv, Dist.1,
Hochiminh City,
Vietnam
Tel: (84) 4 8251016
Fax: (84) 4 8250551

Notes

www.gelighting.com/eu

 and General Electric are both registered trademarks of the General Electric Company