


# SYLVANIA

DECORATIVE LAMPS



240

15

cam

## Decorative



The ideal lighting solution for  
*Special incandescent lamps*



Sylvania offers a very extensive range of decorative lamps for the most diverse applications, such as restaurants, hotels, pubs, shops, professional and domestic applications. Their warm, pleasant light combined with a special decorative exterior bulb ensures a pleasing atmosphere and lighting result. Added to this they can also be dimmed, which is ideal for attractive lighting effects.



Traditional candle lamps are available in various bulb coatings and shapes. The range also boasts eye-catching decorative models such as the "Plain Candle Bent Tip" and the "Large Twisted Candle" which look splendid in crystal chandeliers and wall brackets.



Decorative balls and globes for lighting where the look of the lamp is most important.

## CANDLES

Code	Watt	Volt	Cap	Bulb	Diameter (mm)	Length (mm)	Avg Life (h)	Pack Qty
08946	25	240	E14	Amber	35	100	1000	100
08947	40	240	E14	Amber	35	100	1000	100
11376	25	240	B15d	Amber	35	100	1000	100
11377	40	240	B15d	Amber	35	100	1000	100
11345	25	240	B22	Amber	35	94	1000	100
11346	40	240	B22	Amber	35	94	1000	100
06388	40	240	E27	Amber	35	94	1000	100
06583	25	240	E14	Amber frost	35	100	1000	100
06584	40	240	E14	Amber frost	35	100	1000	100
06581	25	240	B15d	Amber frost	35	100	1000	100
06582	40	240	B15d	Amber frost	35	100	1000	100
06481	25	240	B22	Amber frost	35	94	1000	100
06482	40	240	B22	Amber frost	35	94	1000	100
06574	25	240	E14	Ice crystal gold	38	100	1000	100
06575	40	240	E14	Ice crystal gold	38	100	1000	100
06577	25	240	B15d	Ice crystal gold	38	100	1000	100
06578	40	240	B15d	Ice crystal gold	38	100	1000	100
06477	25	240	B22	Ice crystal gold	38	94	1000	100
06478	40	240	B22	Ice crystal gold	38	94	1000	100
06571	25	240	E14	Ice crystal silver	38	100	1000	100
06572	40	240	E14	Ice crystal silver	38	100	1000	100
06579	25	240	B15d	Ice crystal silver	38	100	1000	100
06580	40	240	B15d	Ice crystal silver	38	100	1000	100
06479	25	240	B22	Ice crystal silver	38	94	1000	100
06480	40	240	B22	Ice crystal silver	38	94	1000	100
07090	25	240	E14	Twisted amber	35	100	1000	100
07088	40	240	E14	Twisted amber	35	100	1000	100
11378	25	240	B15d	Twisted amber	35	100	1000	100
11379	40	240	B15d	Twisted amber	35	100	1000	100
11347	25	240	B22	Twisted amber	35	94	1000	100
11348	40	240	B22	Twisted amber	35	94	1000	100
06389	40	240	E27	Twisted amber	35	94	1000	100
06527	25	240	E14	Bent tip	38	130	1000	100
06522	40	240	E14	Bent tip	38	130	1000	100
06525	25	240	B15d	Bent tip	38	130	1000	100
06526	40	240	B15d	Bent tip	38	130	1000	100
06523	25	240	B22	Bent tip	38	124	1000	100
06524	40	240	B22	Bent tip	38	124	1000	100
11423	40	230	E14	Large twisted candle	50	147	1000	100
11424	40	230	E27	Large twisted candle	50	144	1000	100
11421	40	230	B22	Large twisted candle	50	143	1000	100
11443	60	230	E14	Large twisted candle	50	148	1000	100
11445	60	230	E27	Large twisted candle	50	144	1000	100
11441	60	230	B22	Large twisted candle	50	143	1000	100
07997	3	230	E14	Flicker candle	35	100	1000	100
07998	3	240	B15d	Flicker candle	35	100	1000	100



## BALLS

Code	Watt	Volt	Cap	Bulb	Diameter (mm)	Length (mm)	Avg Life (h)	Pack Qty
36768	40	240	E14	Ice crystal gold	45	75	1000	100
36769	40	240	B15d	Ice crystal gold	45	75	1000	100
36770	40	240	B22	Ice crystal gold	45	72	1000	100
18381	40	240	E14	Amber	45	75	1000	100
36767	40	240	B15d	Amber	45	75	1000	100
36766	40	240	B22	Amber	45	72	1000	100



## GLOBE

Code	Watt	Volt	Cap	Bulb	Diameter (mm)	Length (mm)	Avg Life (h)	Pack Qty
18556	40	240	B15d	Ice crystal gold	60	131	1000	100
18374	40	240	B22	Ice crystal gold	60	137	1000	100
18517	60	240	E27	Ice crystal gold	95	138	1000	100
06491	60	240	E27	Amber frost	60	138	1000	100
06490	40	240	E27	Amber frost	60	138	1000	100
18514	60	230	E27	Amber frost	80	120	1000	20
18540	60	240	B22	Amber frost	80	119	1000	20
18547	100	230	E27	Amber frost	80	120	1000	20
06495	100	240	B22	Amber frost	80	119	1000	20
18382	60	230	E27	Amber frost	95	138	1000	20
18544	60	240	B22	Amber frost	95	137	1000	20
18513	60	230	E27	Amber frost	120	162	1000	20
18516	60	240	E27	Ice crystal silver	95	138	1000	100
18541	60	240	B22	Ice crystal silver	95	138	1000	100
18557	60	240	B22	Amber	60	85	1000	100
18558	60	240	B22	Amber	80	119	1000	100
18512	60	240	E27	Amber	95	138	1000	100
18378	60	240	B22	Amber	95	137	1000	100
18386	100	240	B22	Amber	95	138	1000	100



## BLACK LIGHT

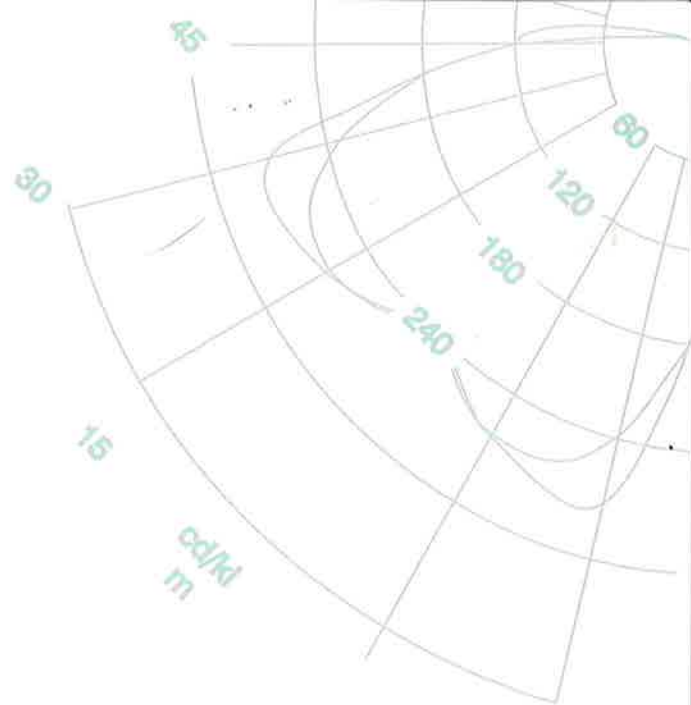
Code	Watt	Volt	Cap	Bulb	Diameter (mm)	Length (mm)	Avg Life (h)	Pack Qty
13151	60	240	E27	Black light blue	60	104	2000	100
13152	75	240	E27	Black light blue	60	104	2000	100
16967	75	240	E27	Black light blue R80	80	110	2000	100



## DAY LIGHT

Code	Watt	Volt	Cap	Bulb	Diameter (mm)	Length (mm)	Avg Life (h)	Pack Qty
13350	60	230	E27	Daylight blue	60	104	1000	100
13353	75	230	E27	Daylight blue	60	104	1000	100
13354	100	230	E27	Daylight blue	60	104	1000	100






#### Day-light vision

The bulbs of these lamps consist of natural - coloured glass which filters out excess red, producing a natural blue light colour similar to daylight. Most of them have a domestic application and can be very useful in applications with little or insufficient daylight.



The "Black Light" is mainly suited for night clubs, discotheques and theatres, and emits ultraviolet radiation in the 340 - 380 nm range to excite luminescence. This radiation highlights white objects in the dark.



**SYLVANIA**

98/9 - DECO - E

**Data for guidance only. Sylvania reserves the right to change data without notice.**

SYLVANIA LIGHTING INTERNATIONAL, 20 ROUTE DE PRÉ-BOIS, CH-1215 GENEVA 15, SWITZERLAND, TEL + 41 (0)22/717 08 11 FAX + 41 (0)22/798 37 68

SYLVANIA LIGHTING INTERNATIONAL Ltd, AVIS WAY, BN9 OED. TEL: + 44 1273 515811 FAX: + 44 1273 512688