


SLI

LYNX-T/TE COMPACT FLUORESCENT LAMPS




SYLVANIA

by Sylvania Lighting International

LYNX-T/TE COMPACT FLUORESCENT LAMPS

Compact fluorescent lamps Lynx-T and Lynx-TE have a triangular arrangement of the light sources, for a near perfect full rotational light distribution. These lamps use considerably less power and last longer than incandescent lamps.

CFL USES LESS POWER & LASTS LONGER



CF-TE amalgam



CF-T

PERFECT FULL ROTATIONAL LIGHT DISTRIBUTION

Compact fluorescent lamps are the ideal solution for all applications which require quality light and long life. These lamps can replace standard incandescent lamps, with the use of an adapter, or in downlighters and over-table fixtures.

APPLICATIONS

Stair case ~ Hall ways ~ Corridors ~ Home

Hotel ~ Restaurants & pubs

Domestic & commercial environments



LYNX-TITE APPLICATIONS



OFFICE LIGHTING



DOMESTIC LIGHTING



DECORATIVE LIGHTING



COMMERCIAL LIGHTING



HOTEL LIGHTING



COMMERCIAL LIGHTING

LYNX-T/TE FEATURES

VERY GOOD COLOUR RENDERING

Triphosphor technology provides a high colour rendering index (Ra 80 - 85, Class 1B) which brightens and emphasizes colour characteristics.

80% LESS ENERGY CONSUMPTION

Highly efficient light source uses up to 80% less energy than equivalent incandescent lamps.

AMALGAM LAMPS

The CF-TE range of lamps use amalgam technology to provide a stable light output, within 90% rated lumens, over a range of 10° C to 65° C. Lamps will operate near optimum in a wide range of fittings, especially where high ambient temperatures occur. In addition, the lamp can be operated in almost all orientations and still maintain the lamp performance within 90% of optimum.

4-PIN & 2-PIN BASE

CF-TE has a four-pin base, without starter and capacitor, for operation on electronic ballasts.

CF-T has a two-pin base with the housing incorporating a starter and capacitor for operation on conventional magnetic ballasts.

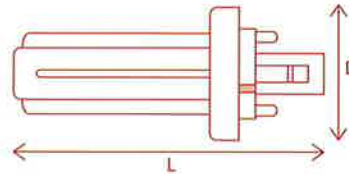


LYNX-T/TE

LYNX CF-TE



CF-TE




LYNX CF-TE

CF-TE amalgam

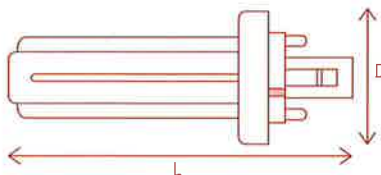
Item description	Watt W	Colour	Base	Dimensions (mm) L D	Light output lm	Average life h	Packing quantity	Ordering code
CF-TE 18W/827	18	Homelight Deluxe	GX24-q2	114 49	1200	10000	10	27815
CF-TE 18W/830	18	Warmwhite Deluxe	GX24-q2	114 49	1200	10000	10	27817
CF-TE 18W/840	18	Coolwhite Deluxe	GX24-q2	114 49	1200	10000	10	27816
CF-TE 26W/827	26	Homelight Deluxe	GX24-q3	131 49	1800	10000	10	27820
CF-TE 26W/830	26	Warmwhite Deluxe	GX24-q3	131 49	1800	10000	10	27822
CF-TE 26W/840	26	Coolwhite Deluxe	GX24-q3	131 49	1800	10000	10	27821
CF-TE 32W/827	32	Homelight Deluxe	GX24-q3	153 49	2400	10000	10	27841
CF-TE 32W/830	32	Warmwhite Deluxe	GX24-q3	153 49	2400	10000	10	27842
CF-TE 32W/840	32	Coolwhite Deluxe	GX24-q3	153 49	2400	10000	10	27840
CF-TE 42W/827	42	Homelight Deluxe	GX24-q4	167 49	3200	10000	10	27843
CF-TE 42W/830	42	Warmwhite Deluxe	GX24-q4	167 49	3200	10000	10	27844
CF-TE 42W/840	42	Coolwhite Deluxe	GX24-q4	167 49	3200	10000	10	27845

LYNX-T/TE

LYNX CF-T



CF-T



LYNX CF-T

CF-T

Item description	Watt W	Colour	Base	Dimensions (mm) L D	Light output lm	Average life h	Packing quantity	Ordering code
CF-T 18W/827	18	Homelight Deluxe	GX24-d2	121 49	1200	10000	10	27800
CF-T 18W/830	18	Warmwhite Deluxe	GX24-d2	121 49	1200	10000	10	27801
CF-T 18W/840	18	Coolwhite Deluxe	GX24-d2	121 49	1200	10000	10	27802
CF-T 26W/827	26	Homelight Deluxe	GX24-d3	138 49	1800	10000	10	27810
CF-T 26W/830	26	Warmwhite Deluxe	GX24-d3	138 49	1800	10000	10	27811
CF-T 26W/840	26	Coolwhite Deluxe	GX24-d3	138 49	1800	10000	10	27812