

T5 LUXLINE PLUS

THE NEW GENERATION OF LINEAR FLUORESCENT LAMPS



SLI LIGHTING

T5 LUXLINE PLUS

THE NEW GENERATION OF LINEAR FLUORESCENT LAMPS

T5 Luxline Plus FHE and FHO triphosphor fluorescent lamps have been developed by SLI to deliver advanced colorimetric, photometric and efficacy performance in the new generation of slimmer, more aesthetically pleasing luminaires.

When operated in conjunction with a suitable high frequency ballast, the average rated life of the lamps is extended to 20,000 hours and can provide energy savings of up to 15%; compared to standard T8 lamps.

FHE: THE HIGHER EFFICIENCY LIGHTING SOLUTION



T5 Luxline Plus FHE



T5 Luxline Plus FHO

FHO: THE HIGHER OUTPUT LIGHTING SOLUTION

T5 Luxline Plus FHE lamps are available in 14W, 21W, 28W & 35W and are the best choice for efficient direct lighting in low profile luminaires.

T5 Luxline Plus FHO lamps, available in 24W, 39W, 49W & 54W are designed to provide up to 60% more luminous flux and should be used when more light is required; such as for indirect lighting.

APPLICATIONS

Office Lighting ~ Commercial Lighting

Retail Lighting ~ Laboratory Lighting

Decorative Lighting



T5 LUXLINE PLUS

APPLICATIONS



OFFICE LIGHTING



COMMERCIAL LIGHTING



DECORATIVE LIGHTING



LABORATORY LIGHTING



OFFICE LIGHTING



OFFICE LIGHTING

T5 LUXLINE PLUS

FEATURES

PHYSICAL APPEARANCE

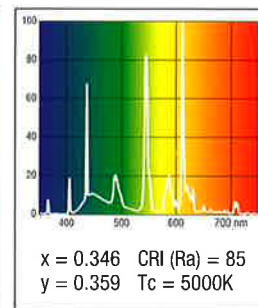
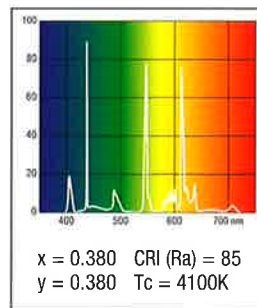
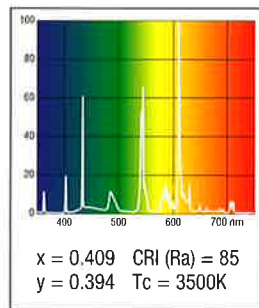
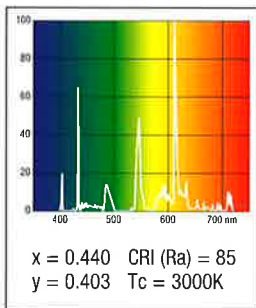
A range of T5 linear fluorescent lamps available in 22", 34", 46" and 58" lengths.

BALLAST TYPE

For use with suitable HF electronic ballast.

CHOICE OF COLORS

Available in 3000K, 3500K, 4100K and 5000K triphosphor colors.



HIGH LUMEN EFFICACY

Up to 104 lm/W (FHE)

LESS ENERGY

Energy savings of up to 15% compared to standard T8 lamps.

COLOUR RENDERING INDEX


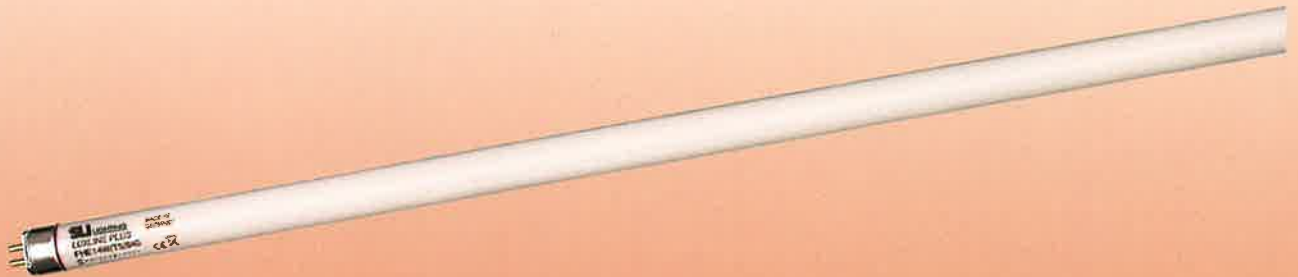
Ra = 85

LONGER LIFE

Up to 20,000 hours when used in conjunction with a suitable HF electronic ballast.

T5 LUXLINE PLUS

T5 LUXLINE PLUS FHE




Dimensions T5 Luxline Plus FHE

T5 FHE Specifications

Description	Wattage	CRI	Base	Nominal Length (inch)	MOL (inch)	Diameter (inch)	Kelvin temp. K	Avg. life h	Initial Lumens at 25°C/77°F	Initial Lumens at 35°C/95°F	Case pack	Ordering code
FHE 14W/830	14	82	Mini Bipin	24"	22"	5/8"	3000	20 000	1230	1350	25	00800
FHE 14W/835	14	82	Mini Bipin	24"	22"	5/8"	3500	20 000	1230	1350	25	00801
FHE 14W/841	14	82	Mini Bipin	24"	22"	5/8"	4100	20 000	1230	1350	25	00802
FHE 14W/850	14	82	Mini Bipin	24"	22"	5/8"	5000	20 000	1140	1250	25	00819
FHE 21W/830	21	82	Mini Bipin	36"	34"	5/8"	3000	20 000	1910	2100	25	00813
FHE 21W/835	21	82	Mini Bipin	36"	34"	5/8"	3500	20 000	1910	2100	25	00814
FHE 21W/841	21	82	Mini Bipin	36"	34"	5/8"	4100	20 000	1910	2100	25	00815
FHE 21W/850	21	82	Mini Bipin	36"	34"	5/8"	5000	20 000	1775	1950	25	00820
FHE 28W/830	28	82	Mini Bipin	48"	46"	5/8"	3000	20 000	2640	2900	25	00803
FHE 28W/835	28	82	Mini Bipin	48"	46"	5/8"	3500	20 000	2640	2900	25	00804
FHE 28W/841	28	82	Mini Bipin	48"	46"	5/8"	4100	20 000	2640	2900	25	00805
FHE 28W/850	28	82	Mini Bipin	48"	46"	5/8"	5000	20 000	2460	2700	25	00827
FHE 35W/830	35	82	Mini Bipin	60"	58"	5/8"	3000	20 000	3300	3650	25	00823
FHE 35W/835	35	82	Mini Bipin	60"	58"	5/8"	3500	20 000	3300	3650	25	00824
FHE 35W/841	35	82	Mini Bipin	60"	58"	5/8"	4100	20 000	3300	3650	25	00825
FHE 35W/850	35	82	Mini Bipin	60"	58"	5/8"	5000	20 000	3095	3400	25	00826

T5 LUXLINE PLUS

T5 LUXLINE PLUS FHO



Dimensions T5 Luxline Plus FHO

T5 FHO Specifications

Description	Wattage	CRI	Base	Nominal Length (inch)	MOL (inch)	Diameter (inch)	Kelvin temp. K	Avg. life h	Initial Lumens at 25°C/77°F	Initial Lumens at 35°C/95°F	Case pack	Ordering code
FHO 24W/830	24	82	Mini Bipin	24"	22"	5/8"	3000	20 000	1700	2000	25	00806
FHO 24W/835	24	82	Mini Bipin	24"	22"	5/8"	3500	20 000	1700	2000	25	00807
FHO 24W/841	24	82	Mini Bipin	24"	22"	5/8"	4100	20 000	1700	2000	25	00808
FHO 24W/850	24	82	Mini Bipin	24"	22"	5/8"	5000	20 000	1570	1850	25	00821
FHO 39W/830	39	82	Mini Bipin	36"	34"	5/8"	3000	20 000	3220	3500	25	00816
FHO 39W/835	39	82	Mini Bipin	36"	34"	5/8"	3500	20 000	3220	3500	25	00817
FHO 39W/841	39	82	Mini Bipin	36"	34"	5/8"	4100	20 000	3220	3500	25	00818
FHO 39W/850	39	82	Mini Bipin	36"	34"	5/8"	5000	20 000	2990	3250	25	00822
FHO 49W/830	49	82	Mini Bipin	60"	58"	5/8"	3000	20 000	4165	4900	25	00834
FHO 49W/835	49	82	Mini Bipin	60"	58"	5/8"	3500	20 000	4165	4900	25	00835
FHO 49W/841	49	82	Mini Bipin	60"	58"	5/8"	4100	20 000	4165	4900	25	00836
FHO 49W/850	49	82	Mini Bipin	60"	58"	5/8"	5000	20 000	3950	4650	25	00837
FHO 54W/830	54	82	Mini Bipin	48"	46"	5/8"	3000	20 000	4450	5000	25	00809
FHO 54W/835	54	82	Mini Bipin	48"	46"	5/8"	3500	20 000	4450	5000	25	00810
FHO 54W/841	54	82	Mini Bipin	48"	46"	5/8"	4100	20 000	4450	5000	25	00811
FHO 54W/850	54	82	Mini Bipin	48"	46"	5/8"	5000	20 000	4050	4550	25	00812
FHO 80W/830	80	82	Mini Bipin	60"	58"	5/8"	3000	20 000	6160	7000	25	00830
FHO 80W/835	80	82	Mini Bipin	60"	58"	5/8"	3500	20 000	6160	7000	25	00831
FHO 80W/841	80	82	Mini Bipin	60"	58"	5/8"	4100	20 000	6160	7000	25	00832
FHO 80W/850	80	82	Mini Bipin	60"	58"	5/8"	5000	20 000	5700	6650	25	00833